



US00D535819S

(12) **United States Design Patent**
Guyon

(10) **Patent No.:** **US D535,819 S**

(45) **Date of Patent:** **** Jan. 30, 2007**

(54) **HANDBAG**

(75) **Inventor:** **Isabelle Guyon, Paris (FR)**

(73) **Assignee:** **S.A.S. Jean Cassegrain, Paris (FR)**

(**) **Term:** **14 Years**

(21) **Appl. No.:** **29/260,358**

(22) **Filed:** **May 24, 2006**

(51) **LOC (8) Cl.** **03-01**

(52) **U.S. Cl.** **D3/243**

(58) **Field of Classification Search** D3/231,
D3/232, 234, 235, 237, 238, 239, 240, 241,
D3/243, 244, 245, 246, 303, 270, 271.1;
150/100, 107, 110, 111, 118, 120, 900; 190/100,
190/106, 108, 112, 113, 114, 115, 119, 902,
190/903; 383/6, 12, 16, 25, 37, 38, 41, 42,
383/71, 72, 75, 76, 78, 84, 117, 118, 127,
383/907

See application file for complete search history.

(56) **References Cited**

U.S. PATENT DOCUMENTS

905,034 A * 11/1908 Weidemann D3/241
D489,896 S * 5/2004 Cassegrain D3/246

D501,081 S * 1/2005 Guyon D3/243
D501,599 S * 2/2005 Guyon D3/246
D502,804 S * 3/2005 Delafontaine D3/243
D523,631 S * 6/2006 Guyon D3/246

* cited by examiner

Primary Examiner—Louis S. Zarfaz

Assistant Examiner—Monica A. Weingart

(74) *Attorney, Agent, or Firm*—Gottlieb, Rackman & Reisman, P.C.

(57) **CLAIM**

The ornamental design for a handbag, as shown and described.

DESCRIPTION

FIG. 1 is a bottom plan view of a handbag showing my new design;

FIG. 2 is a left side elevation view thereof;

FIG. 3 is a front elevation view thereof;

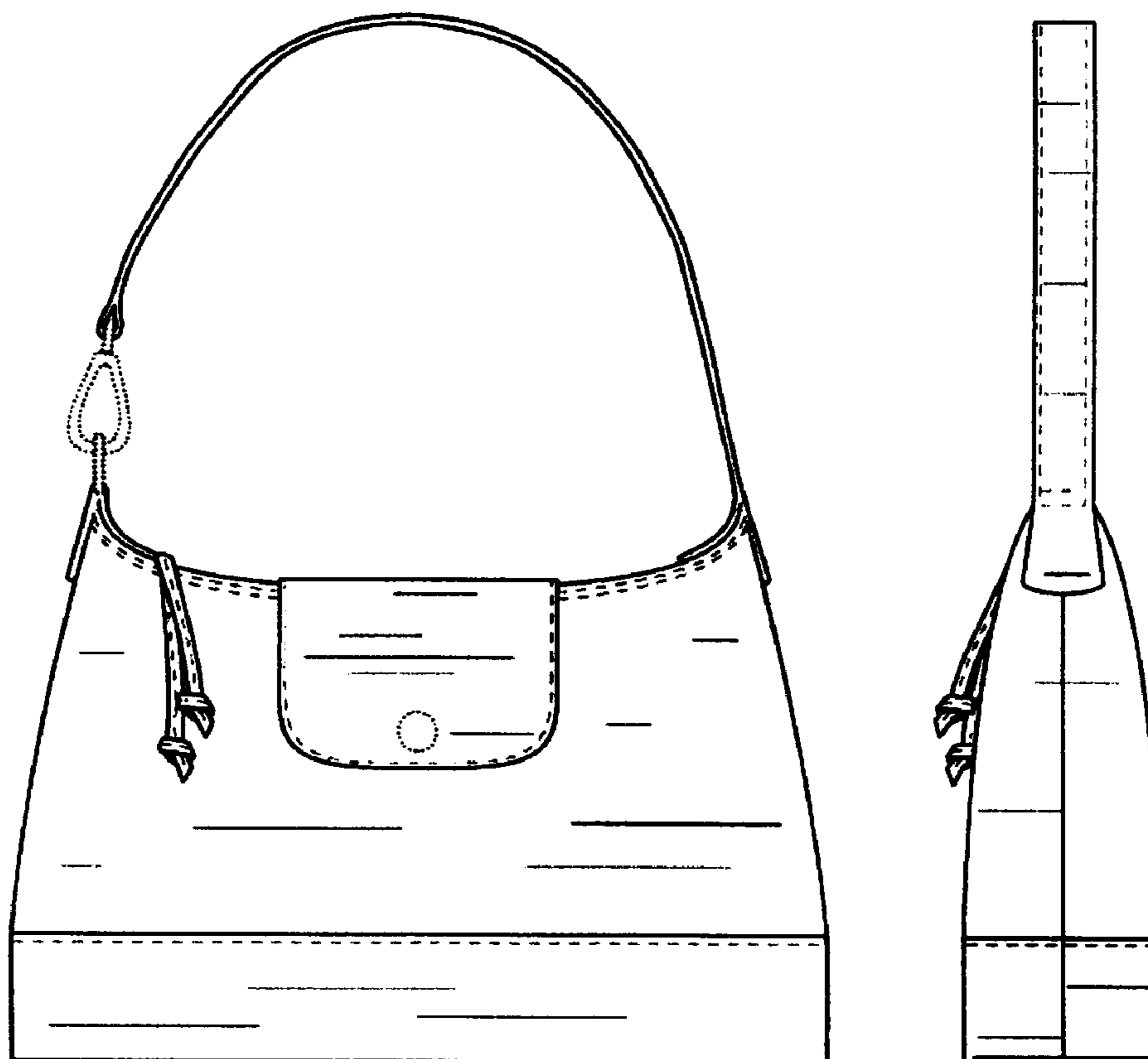
FIG. 4 is a right side elevation view thereof;

FIG. 5 is a top plan view thereof; and,

FIG. 6 is a rear elevation view thereof.

The broken line showing of stitching and hardware in FIGS. 2–6 is for illustrative purposes only and forms no part of the claimed design.

1 Claim, 2 Drawing Sheets






FIG. 1

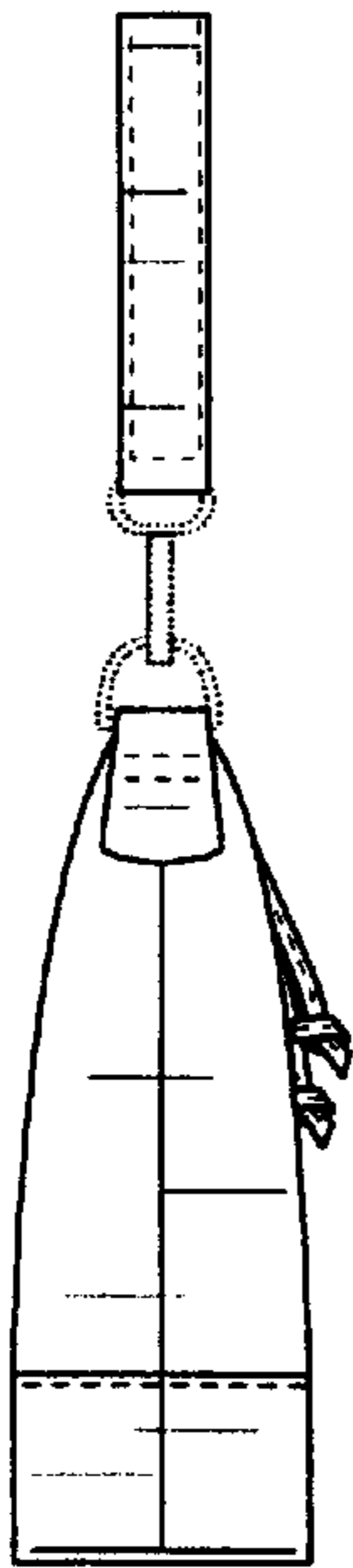


FIG. 2

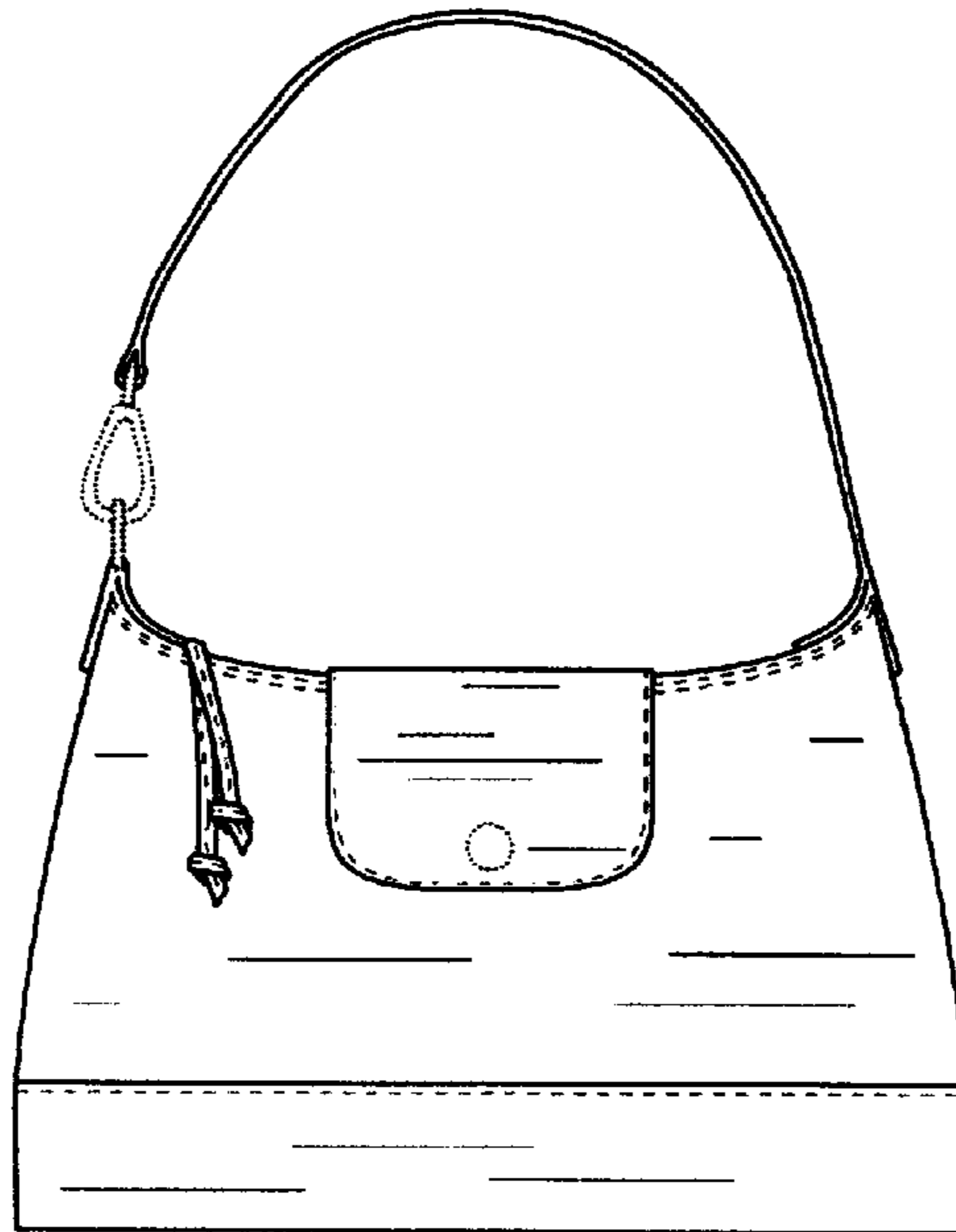


FIG. 3

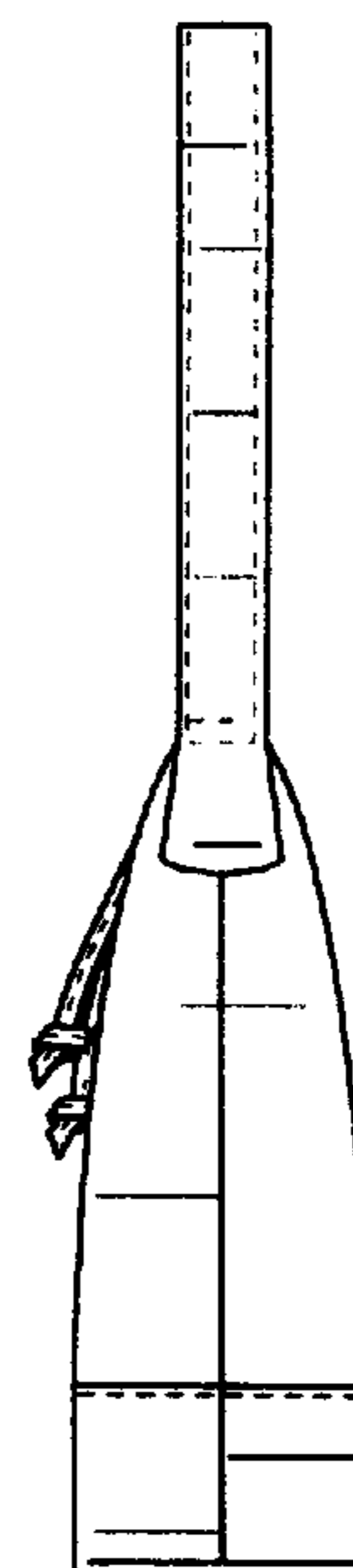


FIG. 4




FIG. 5

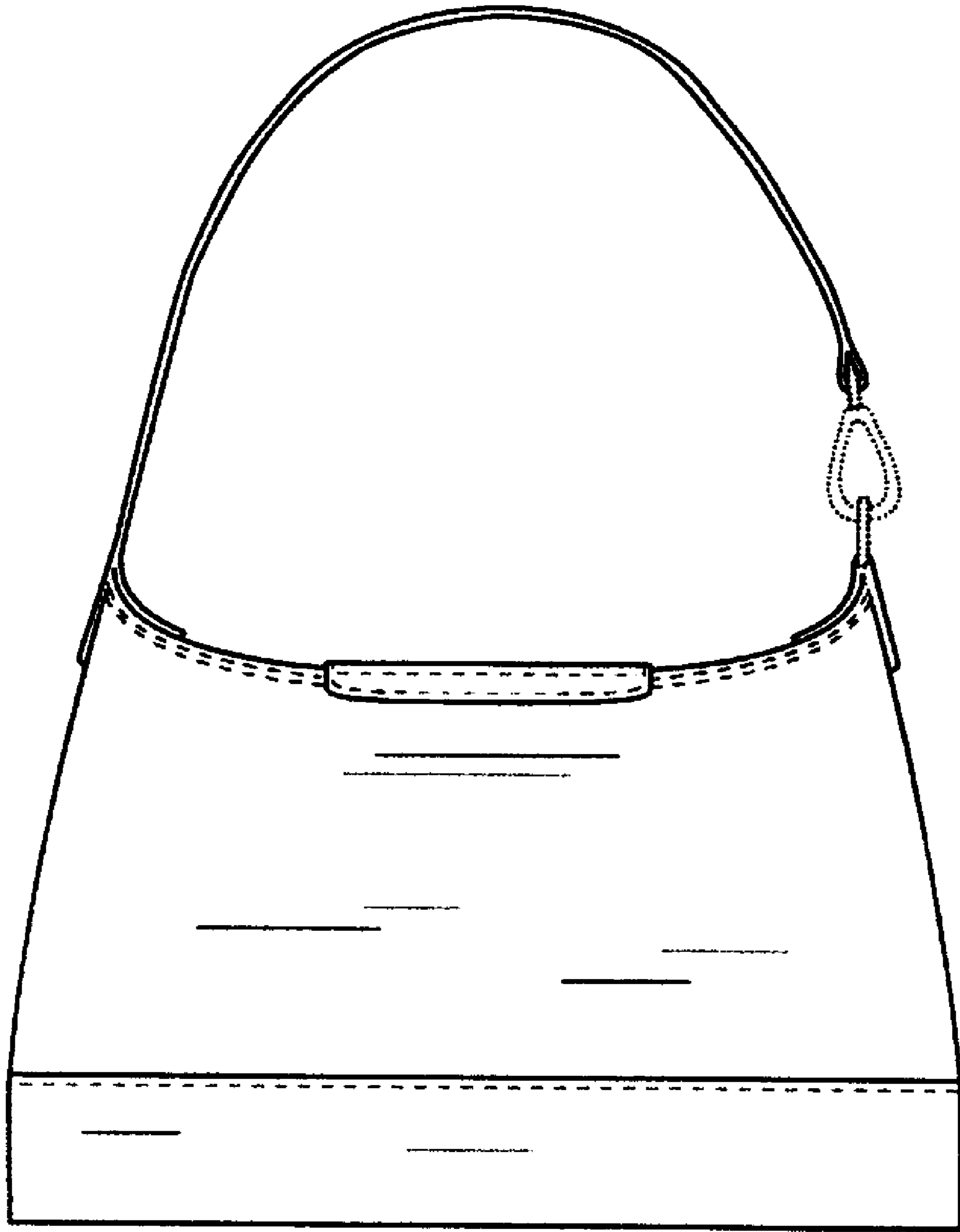


FIG. 6