



US00D535816S

(12) **United States Design Patent**
Eisenbraun

(10) **Patent No.:** **US D535,816 S**

(45) **Date of Patent:** **** Jan. 30, 2007**

(54) **CELL PHONE CARRIER**

D525,026 S * 7/2006 Silvera D3/218

(75) Inventor: **Kenneth D. Eisenbraun**, Troy, MI
(US)

* cited by examiner

(73) Assignee: **United Global Sourcing, Inc.**, Troy,
MI (US)

Primary Examiner—Catherine R. Oliver
(74) *Attorney, Agent, or Firm*—Gifford, Krass, Groh,
Sprinkle, Anderson & Citkowski, P.C.

(**) Term: **14 Years**

(57) **CLAIM**

(21) Appl. No.: **29/245,065**

I claim the ornamental design for a cell phone carrier, as shown and described.

(22) Filed: **Dec. 16, 2005**

DESCRIPTION

(51) **LOC (8) Cl.** **03-01**

(52) **U.S. Cl.** **D3/218**

(58) **Field of Classification Search** D3/218,
D3/215, 219, 299; 224/666–667, 626, 250,
224/197, 676–681; 379/449, 428

See application file for complete search history.


FIG. 1 is a front and left side perspective view of the cell phone carrier according to the present design;
FIG. 2 is a front view of the cell phone carrier;
FIG. 3 is a side view of the cell phone carrier;
FIG. 4 is a front and right side perspective view of the cell phone carrier;
FIG. 5 is a rear view of a cell phone carrier;
FIG. 6 is a top view of the cell phone carrier; and,
FIG. 7 is a bottom view of the cell phone carrier.
The broken line showing of environment in the drawing figures is for illustrative purposes only and forms no part of the claimed design.

(56) **References Cited**

U.S. PATENT DOCUMENTS

- D476,149 S * 6/2003 Andre et al. D3/218
- D507,872 S * 8/2005 Watson D3/218
- D515,309 S * 2/2006 Harris D3/218
- D518,951 S * 4/2006 Harris D3/218
- D524,041 S * 7/2006 Harris D3/218

1 Claim, 2 Drawing Sheets






FIG - 1




FIG - 2

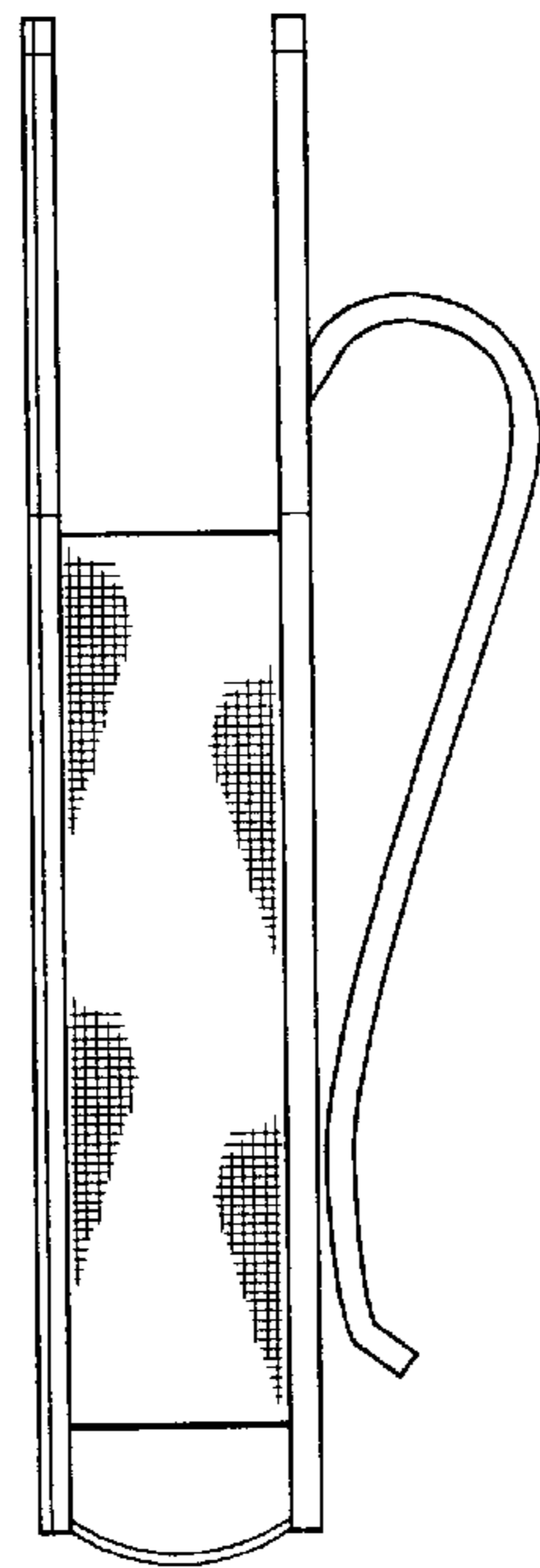


FIG - 3

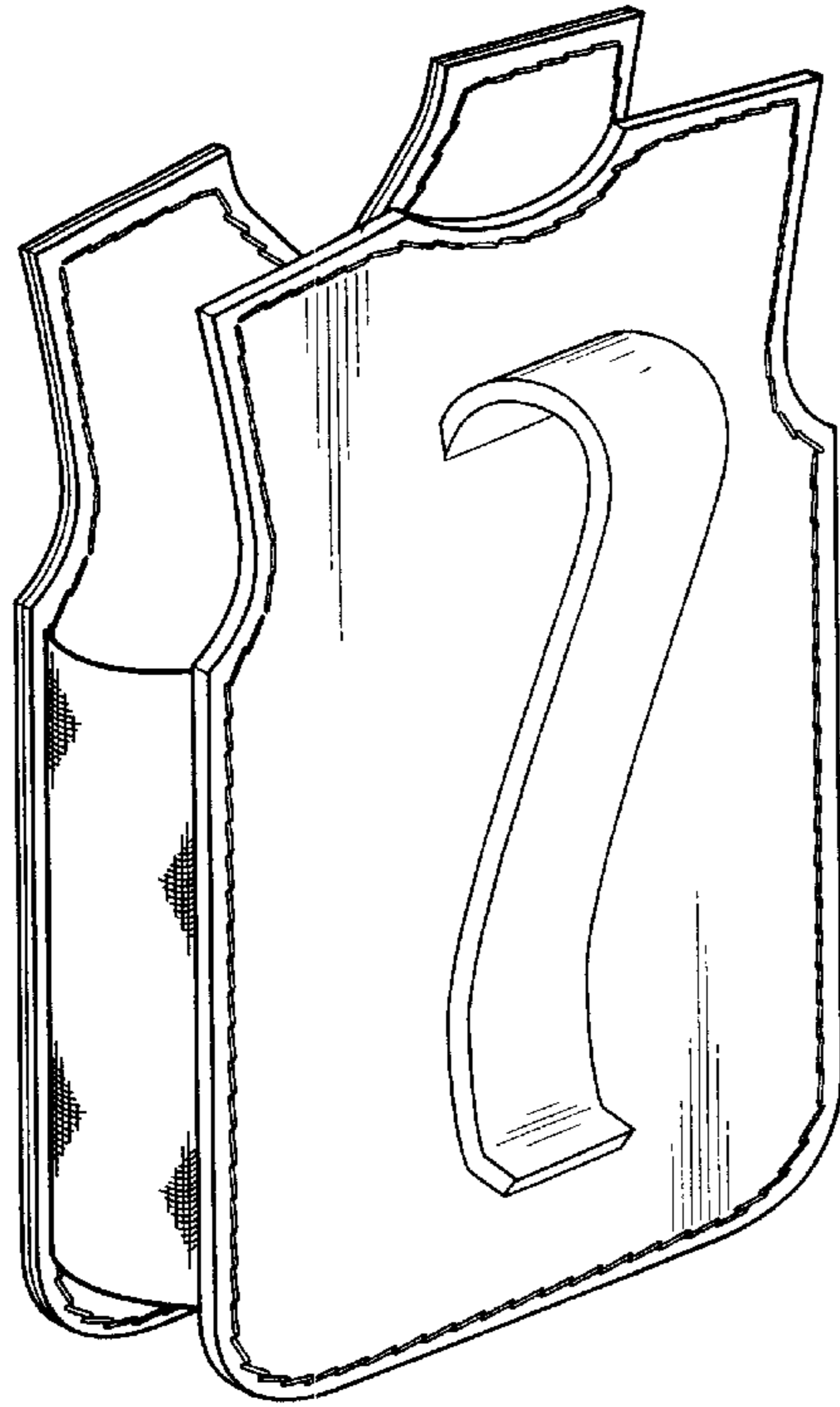


FIG - 4

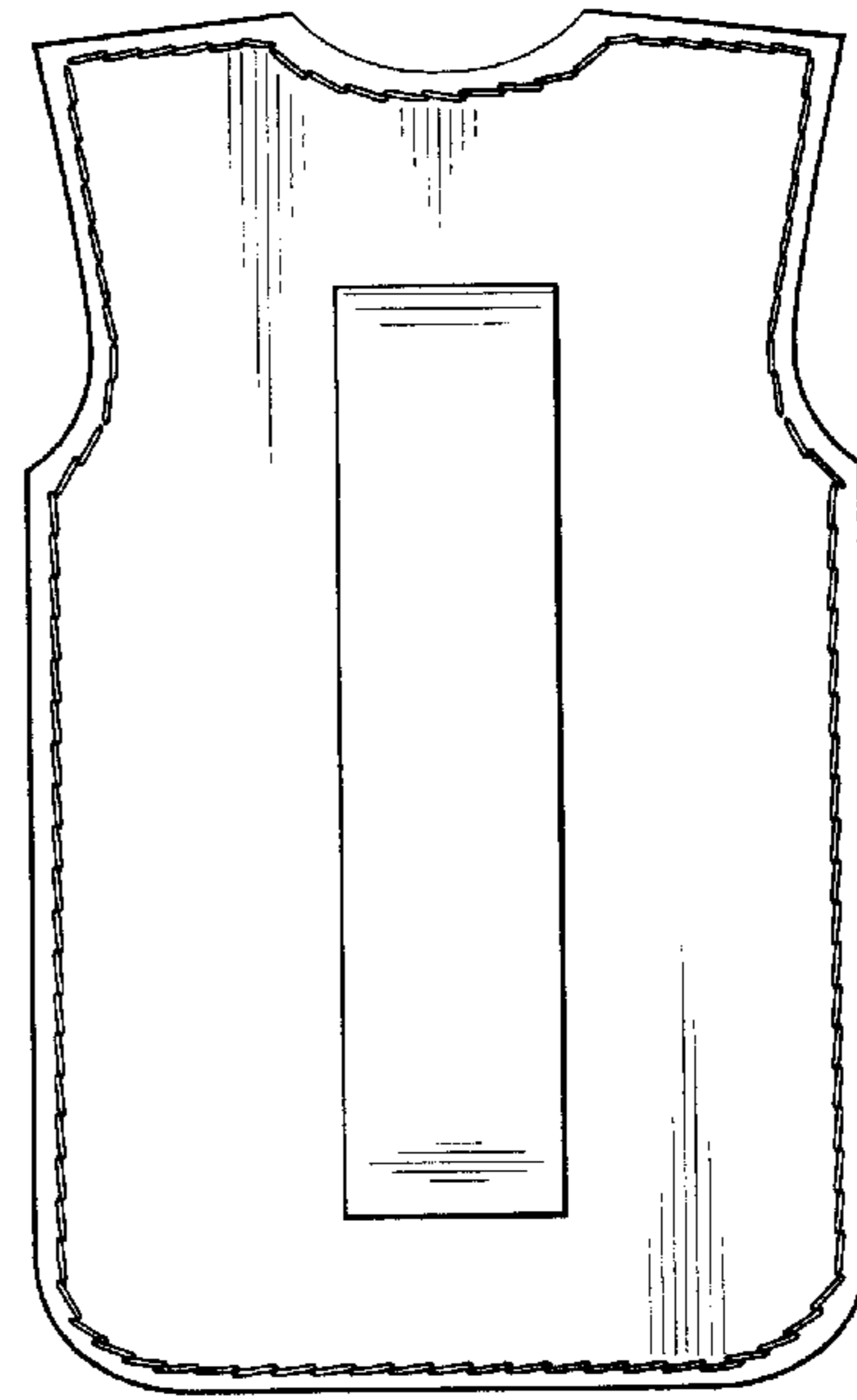


FIG - 5

FIG - 6

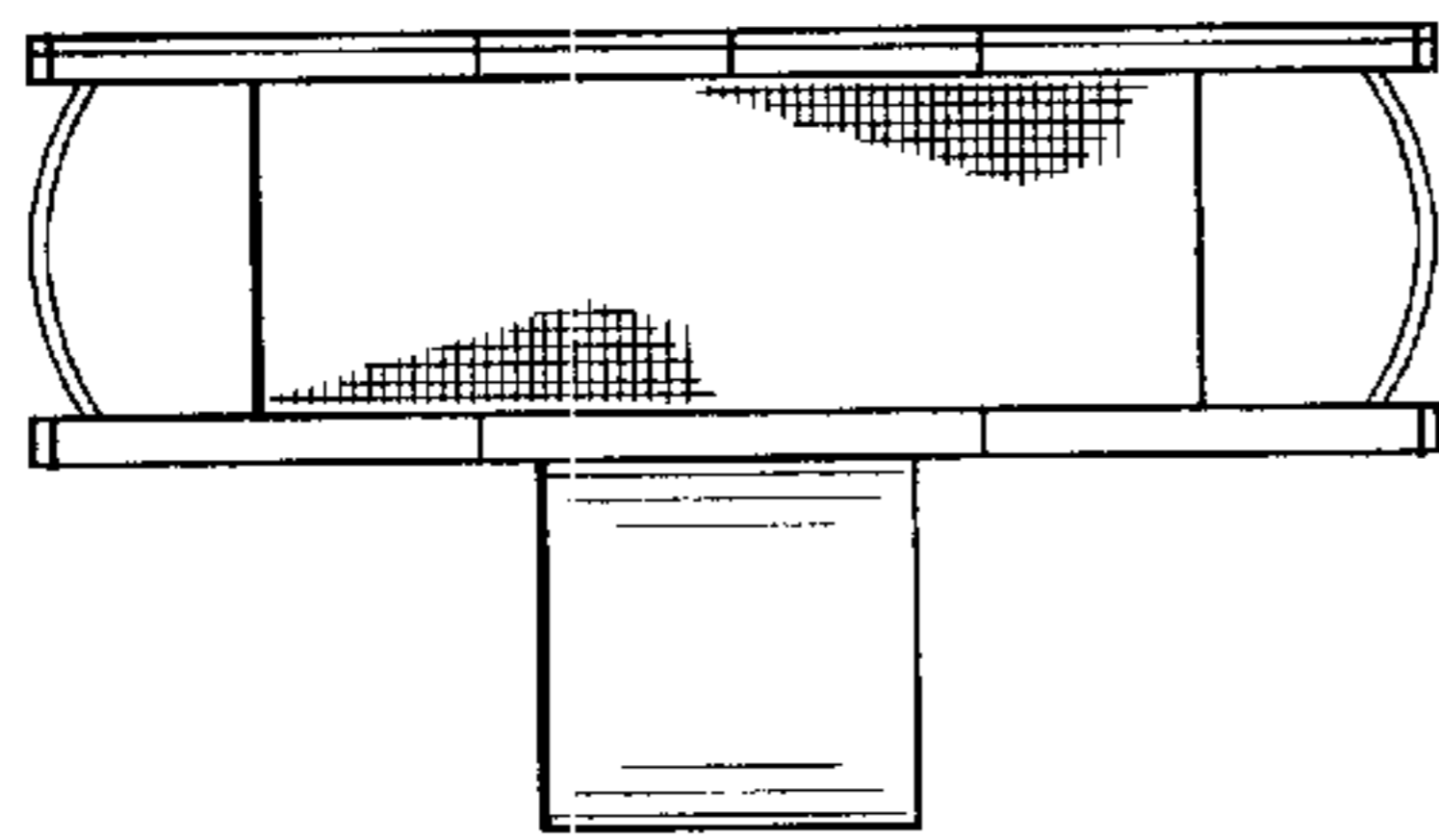


FIG - 7

