



US00D535812S

(12) **United States Design Patent**
Matis et al.

(10) **Patent No.:** **US D535,812 S**
(45) **Date of Patent:** **** Jan. 30, 2007**

- (54) **FOOTWEAR UPPER**
- (75) Inventors: **Clark A. Matis**, Charlotte, VT (US);
Tuan N. Le, Portland, OR (US)
- (73) Assignee: **Wolverine World Wide, Inc.**,
Rockford, MI (US)
- (**) Term: **14 Years**
- (21) Appl. No.: **29/231,215**
- (22) Filed: **Jun. 2, 2005**
- (51) **LOC (8) Cl.** **02-99**
- (52) **U.S. Cl.** **D2/969**
- (58) **Field of Classification Search** D2/969,
D2/896, 900-903, 906, 907; 35/3 A, 45,
35/113

See application file for complete search history.

(56) **References Cited**

U.S. PATENT DOCUMENTS

D208,393 S	*	8/1967	Onitsuka	D2/906
D229,251 S	*	11/1973	Askew	D2/907
D232,200 S	*	7/1974	Masanobu	D2/906
D241,383 S	*	9/1976	Dollinsky et al.	D2/908
D247,267 S	*	2/1978	Dolinsky	D2/908
D247,334 S	*	2/1978	Sasaki	D2/908
D256,627 S	*	9/1980	Lu	D2/906
D265,015 S	*	6/1982	Higgins	D2/907
D273,437 S	*	4/1984	Kohno	D2/908
D448,149 S	*	9/2001	Matis et al.	D2/969
D451,266 S	*	12/2001	Schroeder et al.	D2/969
D468,891 S	*	1/2003	Truelsen	D2/907
D476,796 S	*	7/2003	Meza et al.	D2/902
D487,623 S		3/2004	Matis		

D500,193 S	*	12/2004	Matis et al.	D2/969
D500,405 S		1/2005	Matis		
D501,071 S		1/2005	Balley et al.		
D502,799 S		3/2005	Matis et al.		
D504,763 S		5/2005	Matis et al.		

OTHER PUBLICATIONS

Merrell Fall 2005 Catalog, p. 25.

* cited by examiner

Primary Examiner—Prabhakar Deshmukh

Assistant Examiner—Rashida C. McCoy

(74) *Attorney, Agent, or Firm*—Warner Norcross & Judd

(57) **CLAIM**

The ornamental design for footwear upper, as shown and described.

DESCRIPTION

FIG. 1 is a perspective view of the footwear upper embodying the new design;

FIG. 2 is a top plan view thereof;

FIG. 3 is a right side view thereof;

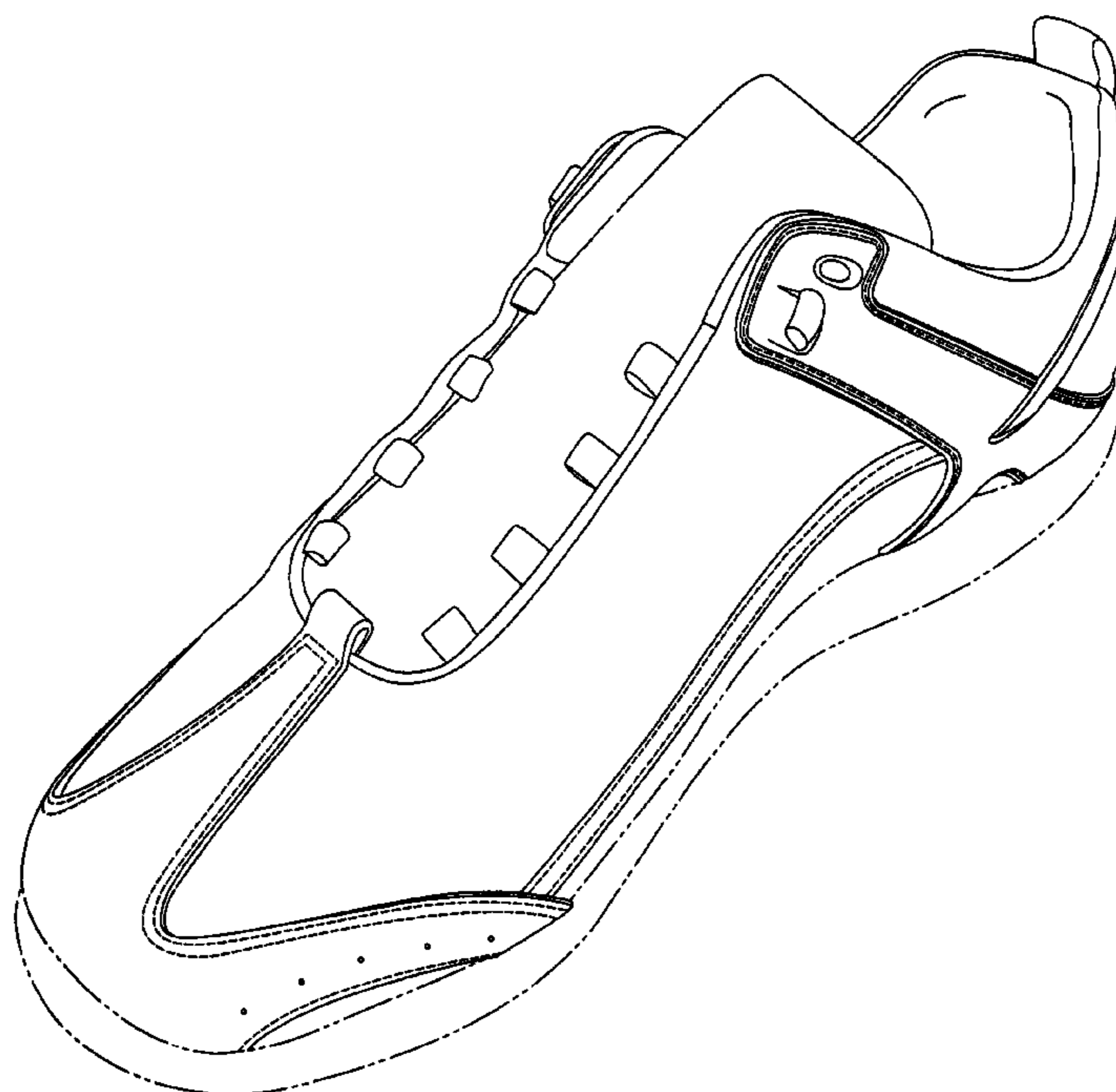
FIG. 4 is a left side view thereof;

FIG. 5 is a front view thereof; and,

FIG. 6 is a rear view thereof.

FIGS. 1-6 show features of an article of footwear in phantom lines. These features are shown for environmental purposes and do not form any part of the claimed design. Further, the phantom lines immediately adjacent the solid-line portions of the design form the boundary of the design, with the phantom lines forming no part of the claimed design.

1 Claim, 4 Drawing Sheets






Fig. 1

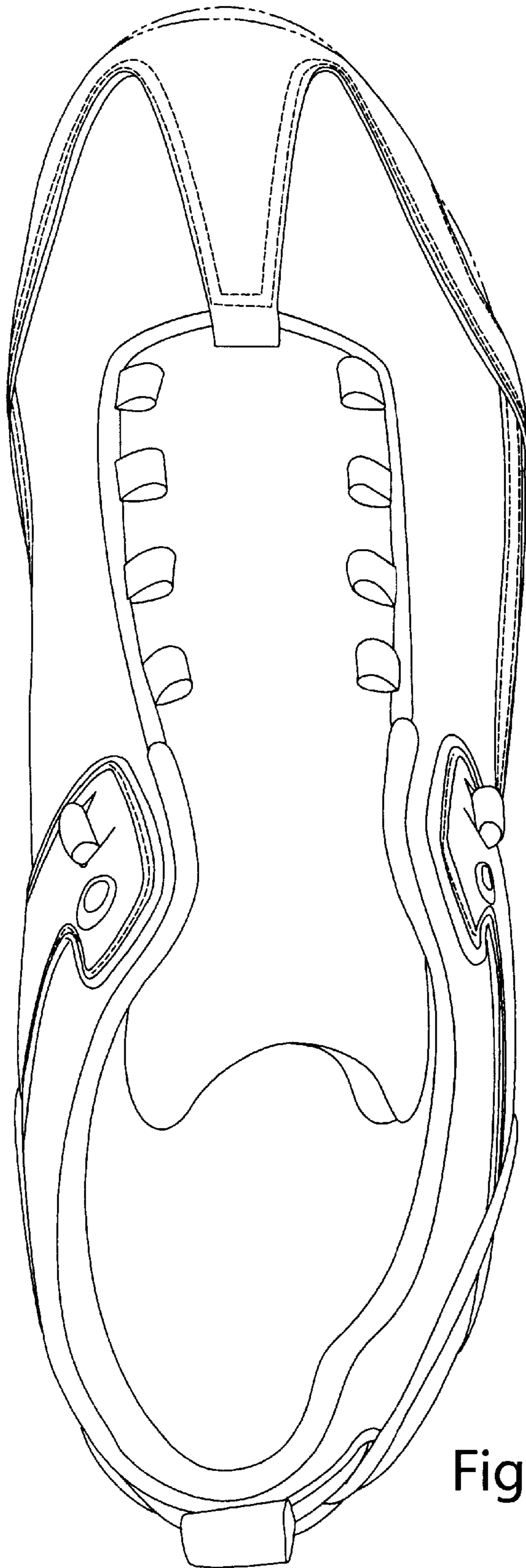


Fig. 2

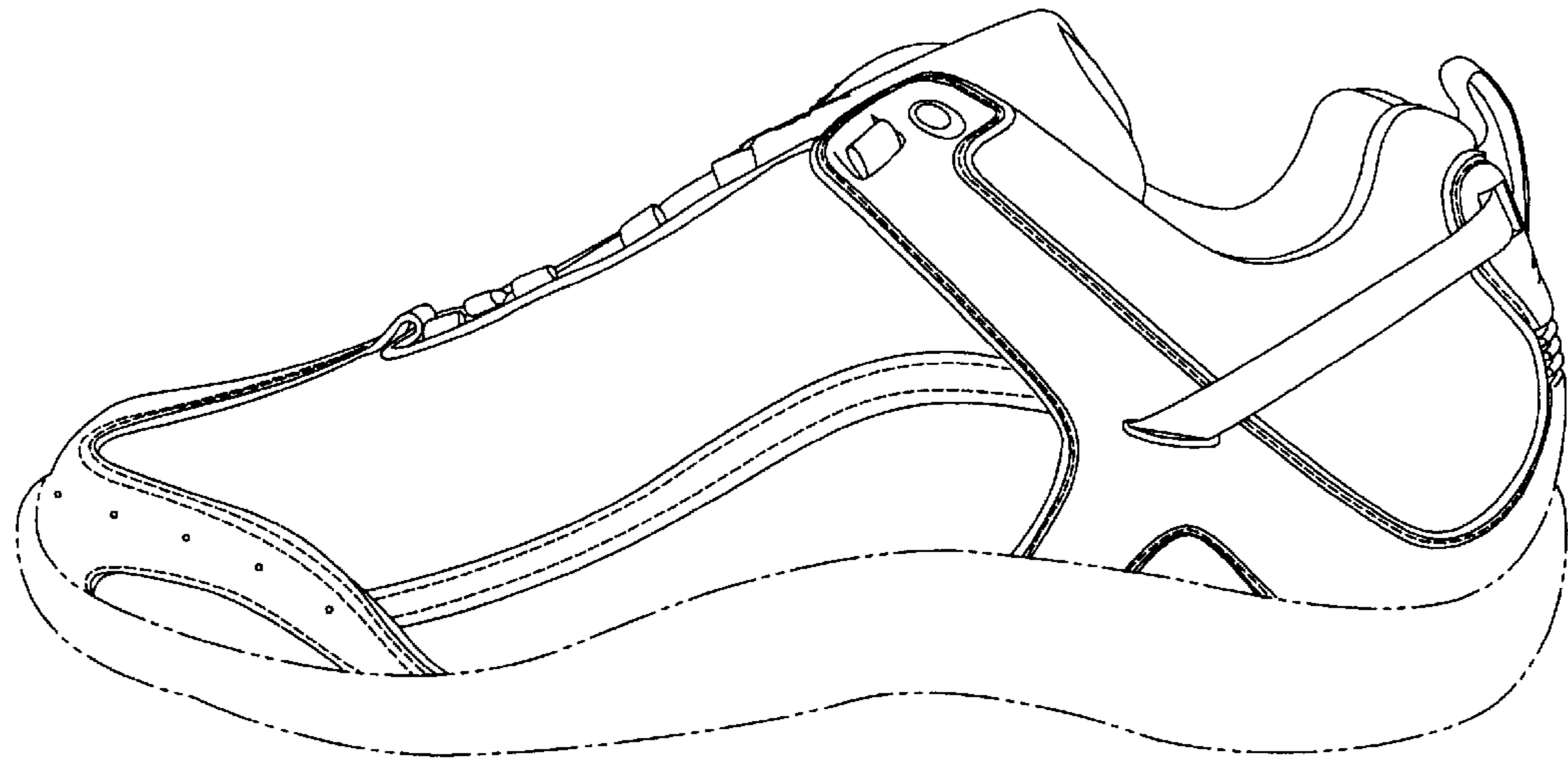


Fig. 3

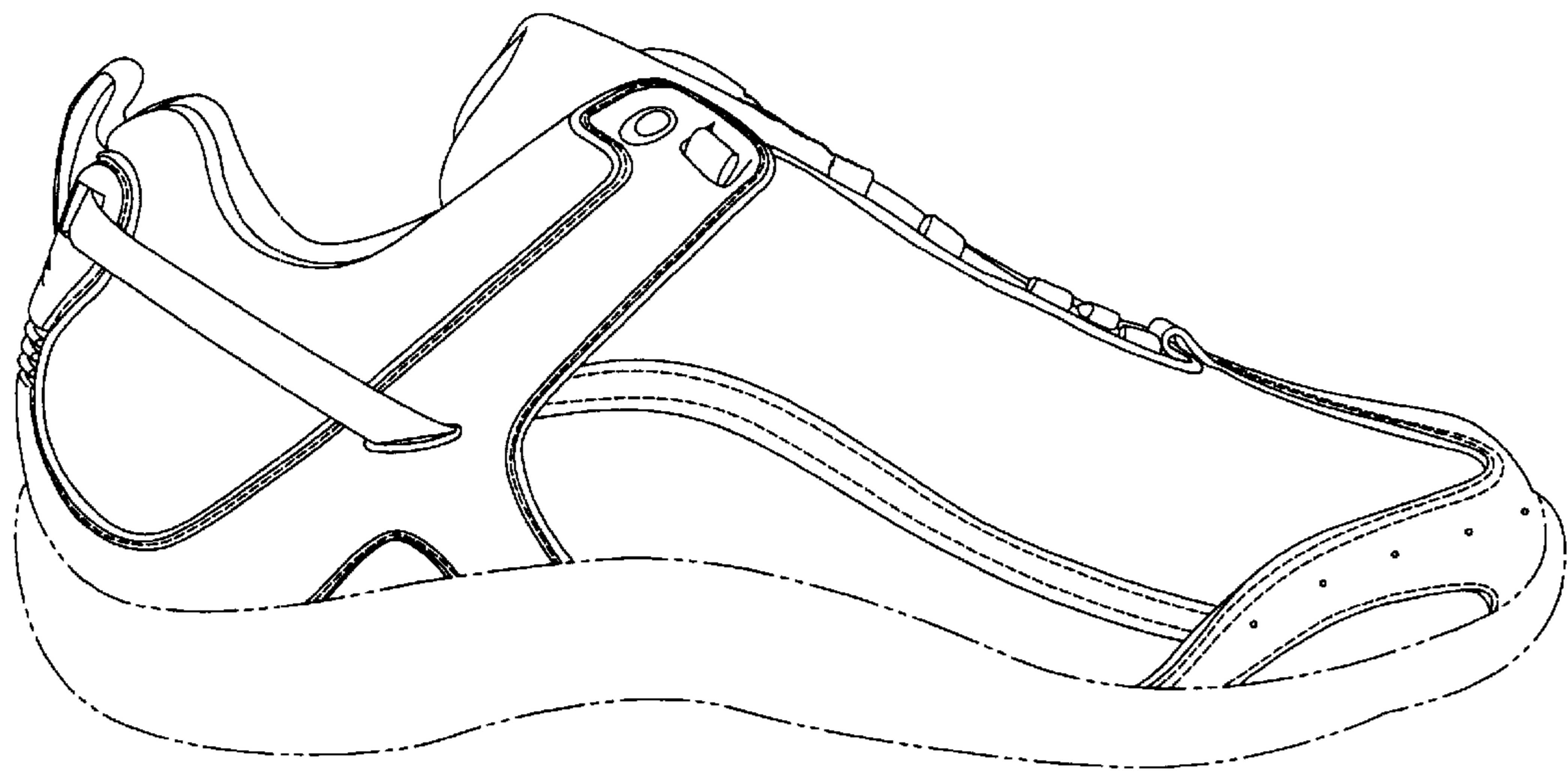


Fig. 4

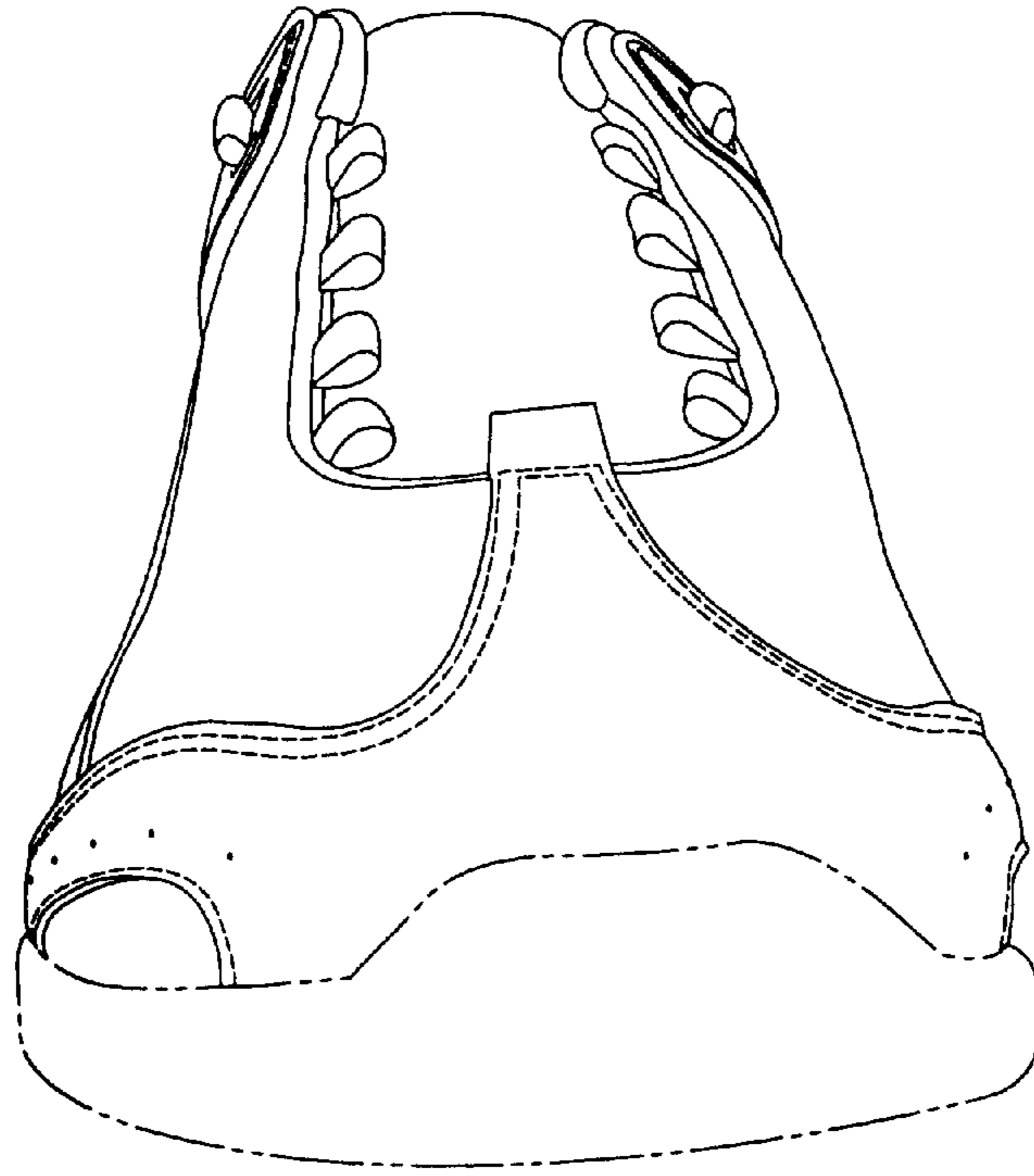


Fig. 5

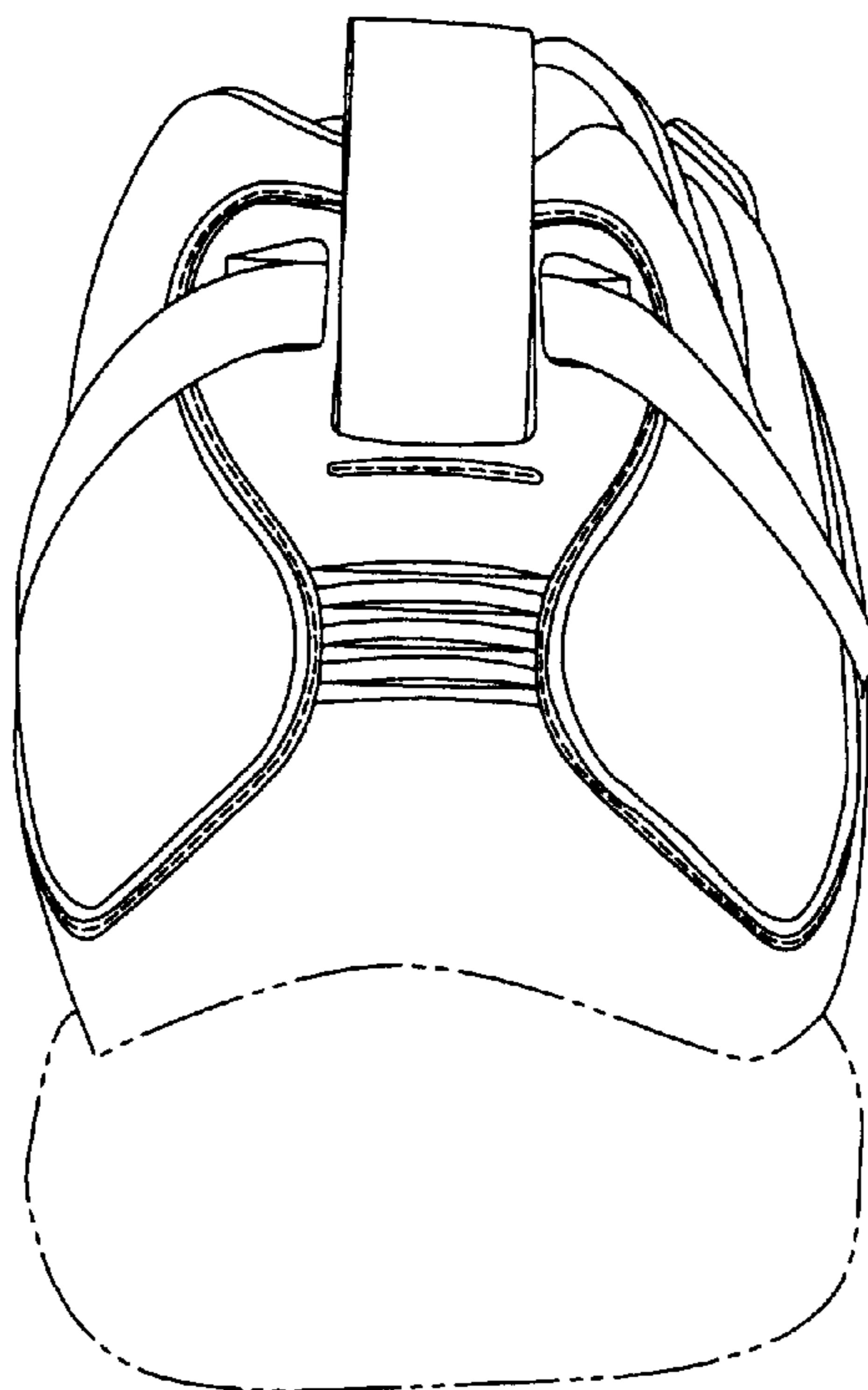


Fig. 6