



US00D535811S

(12) **United States Design Patent**
Dananberg

(10) **Patent No.:** **US D535,811 S**

(45) **Date of Patent:** **** Jan. 30, 2007**

(54) **SHOE INSERT**

(75) **Inventor:** **Howard J. Dananberg**, Bedford, NH
(US)

(73) **Assignee:** **HBN Shoe, LLC**, Salem, NH (US)

(**) **Term:** **14 Years**

(21) **Appl. No.:** **29/227,099**

(22) **Filed:** **Apr. 6, 2005**

(51) **LOC (8) Cl.** **02-99**

(52) **U.S. Cl.** **D2/961**

(58) **Field of Classification Search** D2/961;
36/88, 91, 92, 43-45, 55, 71

See application file for complete search history.

(56) **References Cited**

U.S. PATENT DOCUMENTS

1,287,810 A	12/1918	Wojteck	
1,503,764 A	8/1924	Nickerson	
1,760,300 A	5/1930	Donovan	36/43
1,777,855 A	* 10/1930	Oblak	36/43
RE18,237 E	10/1931	Messler	
1,864,999 A	1/1932	Gluckman	
1,847,287 A	3/1932	White	
1,907,997 A	5/1933	Nickerson	
2,088,263 A	7/1937	Grouven	36/8.5
2,092,910 A	9/1937	Daniels	36/71
2,246,944 A	6/1941	Larkin	36/180
D143,642 S	1/1946	Bouthillette	36/180
2,558,317 A	6/1951	Schwartz	36/76
3,058,240 A	* 10/1962	Osgood	36/91
3,068,872 A	12/1962	Elliot	36/154
3,646,692 A	3/1972	Glogg	36/2.5
3,680,162 A	8/1972	Glickman	12/142
3,832,793 A	9/1974	Siskin	36/2.5
3,942,206 A	3/1976	Diamant	12/142
4,048,732 A	9/1977	Stix	36/34
4,073,024 A	2/1978	Stix	12/142
4,291,428 A	9/1981	Anzani	36/44
4,317,293 A	3/1982	Sigle et al.	36/43
4,320,588 A	3/1982	Sottolana	36/43
4,367,599 A	1/1983	Diamant	36/44

4,451,949 A	6/1984	Long	12/146
4,631,841 A	12/1986	Hickey	36/91
D288,621 S	* 3/1987	Surpuriya et al.	D2/961
4,670,996 A	6/1987	Dill	36/42

(Continued)

FOREIGN PATENT DOCUMENTS

HU	209 953	7/1990
WO	WO 98/14083	4/1988
WO	WO 91/07152	5/1991

OTHER PUBLICATIONS

“New Styling for High-Heeled Comfort: The Classic Pump Redefined for Fashion Wear” Dananberg, *Current Podiatric Medicine*, 1990, pp. 29-32.

“Shear Madness” *Footwear News*, vol. 53, No. 15.

Primary Examiner—Dominic Simone

(74) *Attorney, Agent, or Firm*—Hayes Soloway P.C.

(57) **CLAIM**

The ornamental design for a shoe insert, as shown and described.

DESCRIPTION

FIG. 1 is a perspective view of a shoe insert showing my new design;

FIG. 2 is a top plan view thereof;

FIG. 3 is a bottom view thereof;

FIG. 4 is a right side elevational view thereof;

FIG. 5 is a left side elevational view thereof;

FIG. 6 is a rear end view thereof;

FIG. 7 is a front end view thereof;

FIG. 8 is a perspective view of an alternative embodiment of my new design;

FIG. 9 is a top plan view of the alternative embodiment;

FIG. 10 is a bottom view of the alternative embodiment;

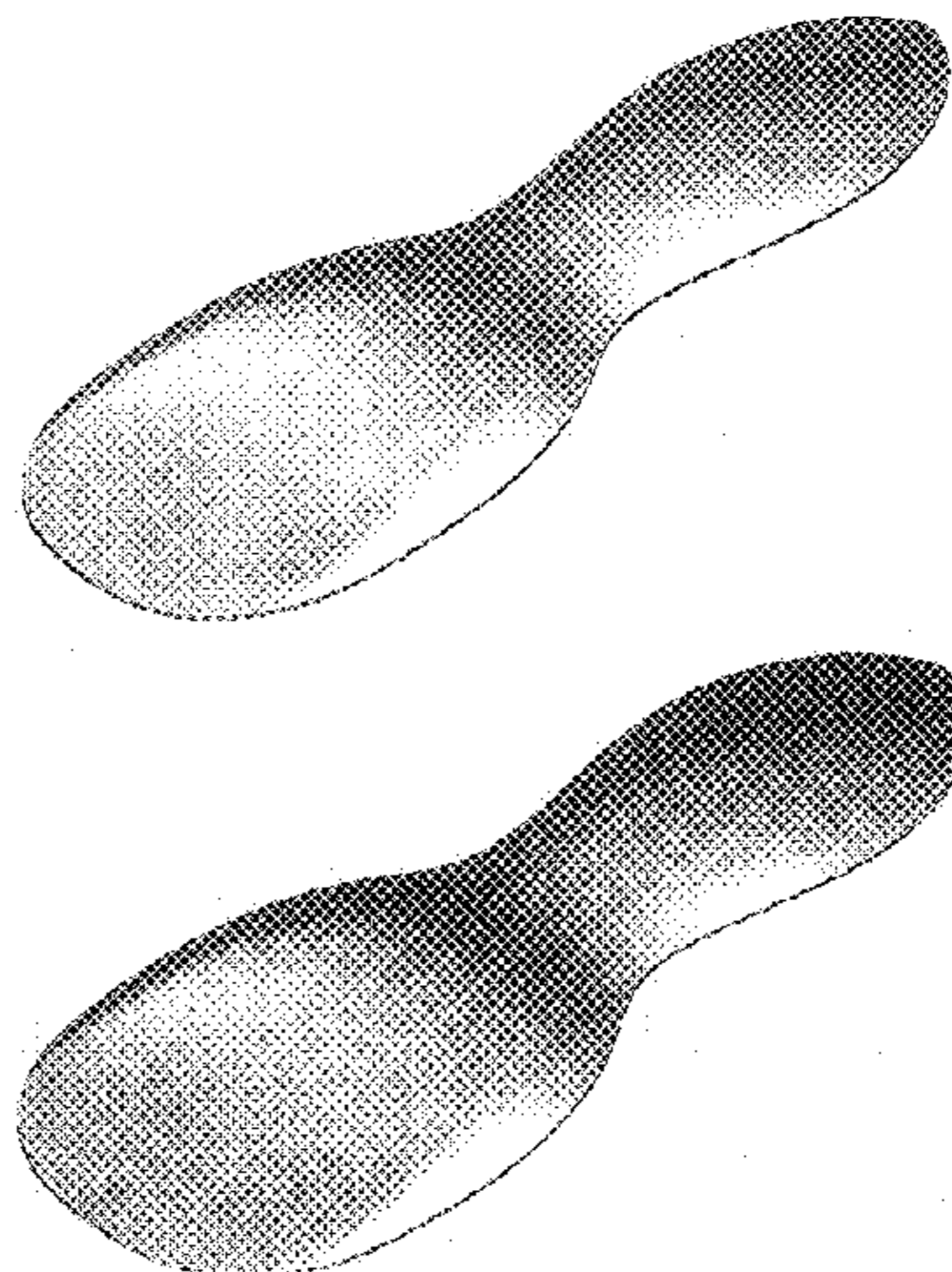
FIG. 11 is a right side elevational view of the alternative embodiment;

FIG. 12 is a left side elevational view of the alternative embodiment;

FIG. 13 is a front end view of the alternative embodiment; and,

FIG. 14 is a bottom view of the alternative embodiment.

1 Claim, 3 Drawing Sheets



US D535,811 S

Page 2

U.S. PATENT DOCUMENTS

4,682,425 A	7/1987	Simmons	36/44	5,174,052 A	12/1992	Schoenhaus et al.	36/144
4,686,993 A	8/1987	Grumbine	128/581	D353,710 S	* 12/1994	Brazzell	D2/961
4,689,898 A	9/1987	Fahey	36/145	5,373,650 A	12/1994	Dananberg et al.	36/92
4,835,884 A	6/1989	Bianchini et al.	36/24.5	5,584,130 A	* 12/1996	Perron	36/44
4,852,275 A	8/1989	Bianchini et al.	36/102	5,632,104 A	5/1997	Zohar	36/88
4,876,805 A	10/1989	Peoples	36/43	5,685,094 A	11/1997	Lin	36/141
4,932,141 A	6/1990	Hones	36/43	5,782,015 A	7/1998	Dananberg	36/34 R
4,955,148 A	9/1990	Padilla	36/174	5,787,608 A	8/1998	Greenawalt	36/169
4,972,612 A	11/1990	Prukop et al.	36/145	6,412,198 B1	7/2002	Rothbart	36/144
5,063,692 A	11/1991	Suginaka	36/43	6,510,626 B1	1/2003	Greenawalt	36/178
D329,129 S	9/1992	Brown	D2/961	6,889,452 B1	* 5/2005	Ailey et al.	36/44
5,146,697 A	9/1992	Weiss	36/12	D513,358 S	* 1/2006	Amado et al.	D2/961

* cited by examiner

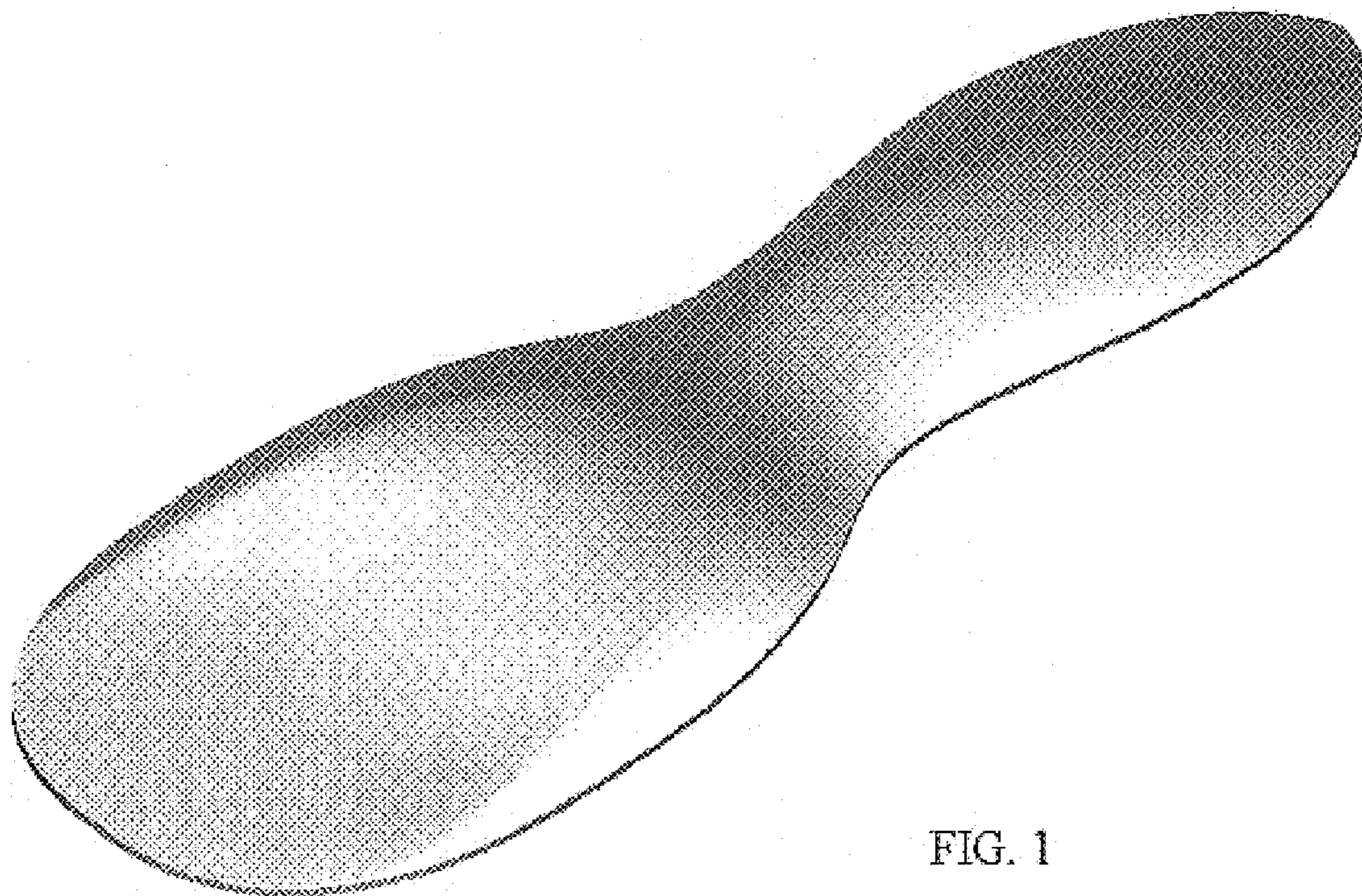


FIG. 1

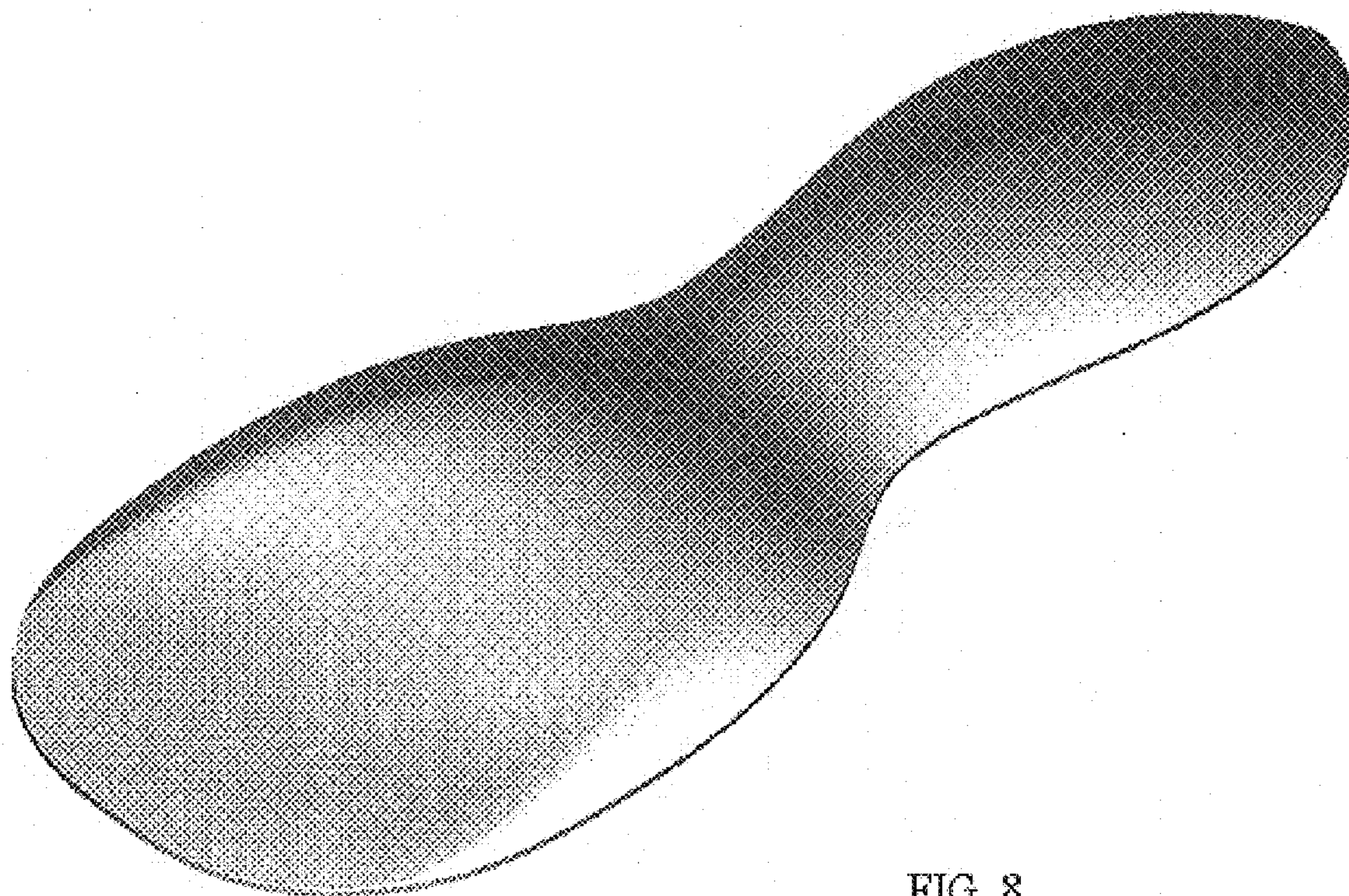


FIG. 8

FIG. 2

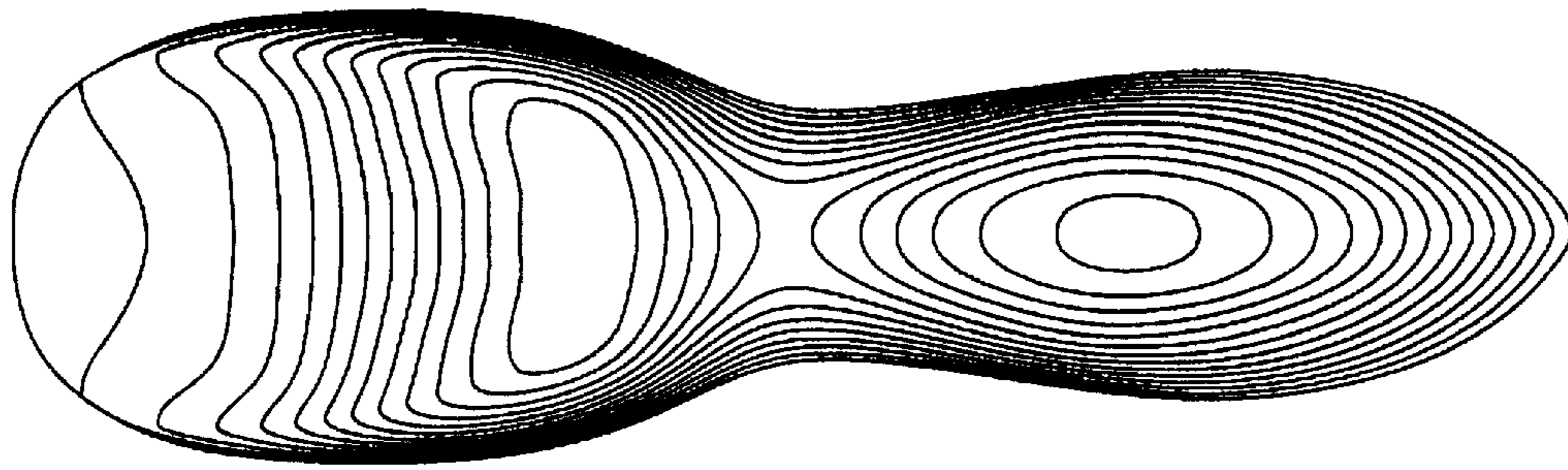


FIG. 3

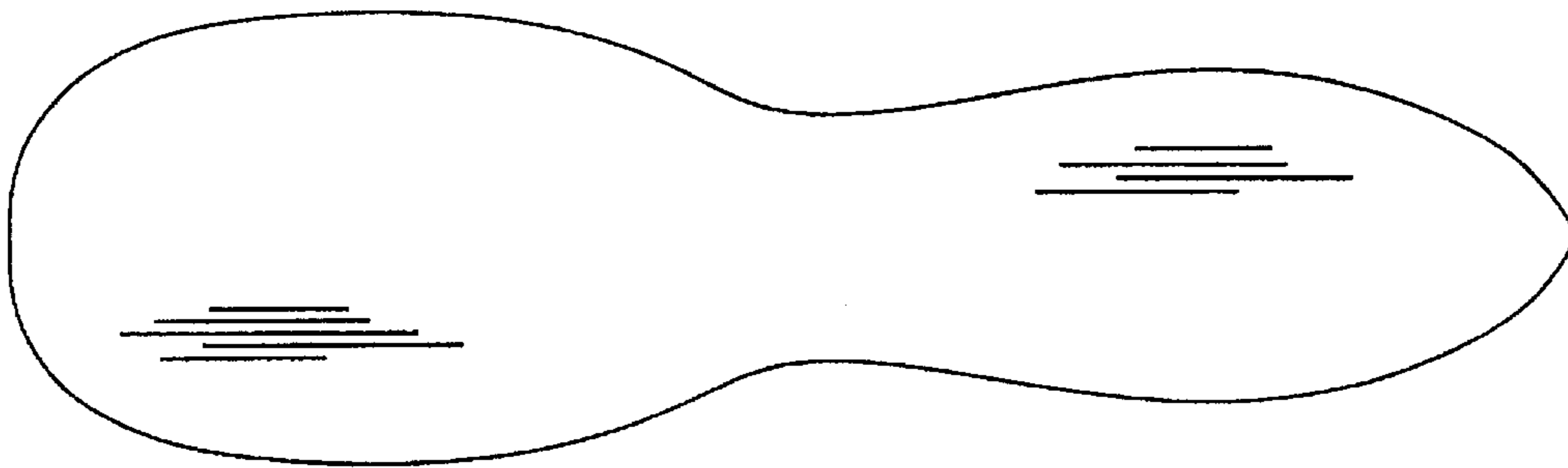


FIG. 4




FIG. 5



FIG. 6




FIG. 7




FIG. 9

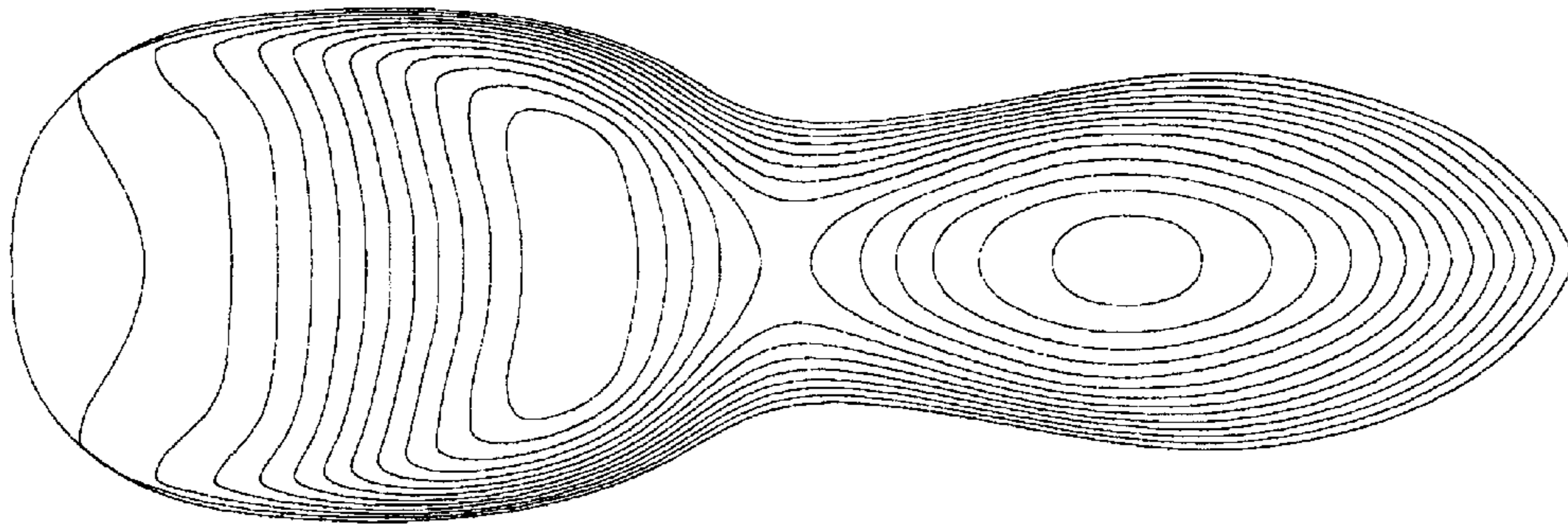


FIG. 10

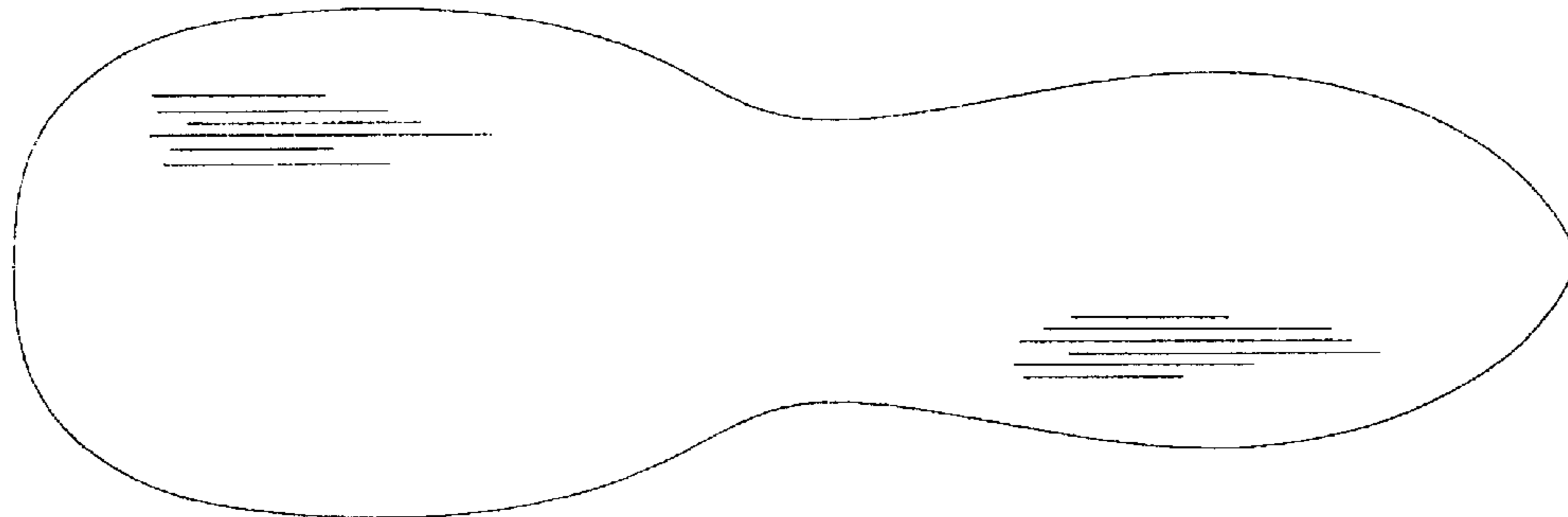


FIG. 11




FIG. 12




FIG. 13

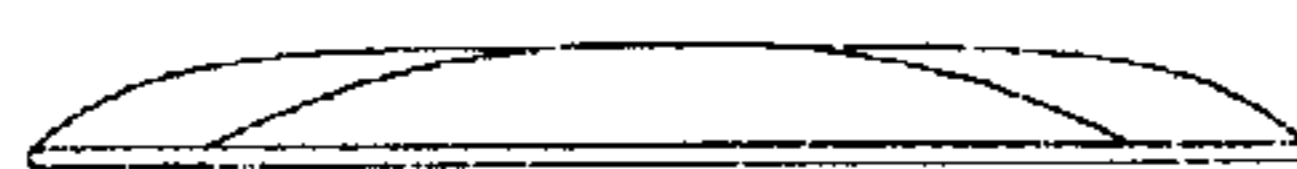


FIG. 14

