



US00D535810S

(12) **United States Design Patent**  
**Simpson et al.**

(10) **Patent No.:** **US D535,810 S**

(45) **Date of Patent:** **\*\* Jan. 30, 2007**

(54) **WHEEL ELEMENT FOR A FOOTWEAR UPPER**

(75) Inventors: **Lantz Simpson**, Los Angeles, CA (US);  
**Nathan Crary**, Portland, OR (US)

(73) Assignee: **LL International Shoe Company, Inc.**,  
Los Angeles, CA (US)

(\*\*) Term: **14 Years**

(21) Appl. No.: **29/197,879**

(22) Filed: **Jan. 21, 2004**

(51) **LOC (8) Cl.** ..... **02-04**

(52) **U.S. Cl.** ..... **D2/946; D2/976**

(58) **Field of Classification Search** ..... D2/898,  
D2/896, 902, 910-912, 947, 951-959; 36/83,  
36/89, 113, 115, 117.2, 122  
See application file for complete search history.

(56) **References Cited**

**U.S. PATENT DOCUMENTS**

2,669,038 A	2/1954	De Werth	
D243,130 S	* 1/1977	DE Massacre	D2/910
4,130,950 A	12/1978	Bazzle et al.	
D287,782 S	* 1/1987	Palacio	D2/908
4,771,556 A	9/1988	Kim	
D305,076 S	* 12/1989	Crowley	D2/969
D345,448 S	* 3/1994	Selbiger	D2/912
5,295,314 A	3/1994	Moumdjian	
5,343,639 A	9/1994	Kilgore et al.	
5,458,348 A	10/1995	Lee	
5,655,316 A	8/1997	Huang	
5,678,327 A	10/1997	Halberstadt	

D391,067 S	* 2/1998	Hatfield	D2/972
5,875,568 A	3/1999	Lennihan, Jr.	
5,913,838 A	6/1999	Reilly	
5,921,003 A	7/1999	Kim	
5,996,253 A	12/1999	Spector	
D420,504 S	* 2/2000	Avar	D2/972
6,115,943 A	9/2000	Gyr	
D442,360 S	* 5/2001	Holmes	D2/972
6,457,261 B1	10/2002	Crary	
6,519,873 B1	2/2003	Buttigieg	
D483,935 S	* 12/2003	Kuerbis	D2/972
2004/0159022 A1	8/2004	Winford et al.	

**OTHER PUBLICATIONS**

Print Advertisement for Mattel Hot Wheels Children's Shoe.

\* cited by examiner

*Primary Examiner*—Stella Reid

*Assistant Examiner*—Rashida C. Mccoy

(74) *Attorney, Agent, or Firm*—Greer, Burns & Crain, Ltd

(57) **CLAIM**

The ornamental design for a wheel element for a footwear upper, as shown and described.

**DESCRIPTION**

FIG. 1 is a side perspective view of a wheel element for a footwear upper showing our new design; FIG. 2 is a back view thereof; FIG. 3 is a top plan view thereof; and, FIG. 4 is a rear elevational view thereof. The broken line showing of the shoe is for illustrative purposes only and forms no part of the claimed design.

**1 Claim, 4 Drawing Sheets**


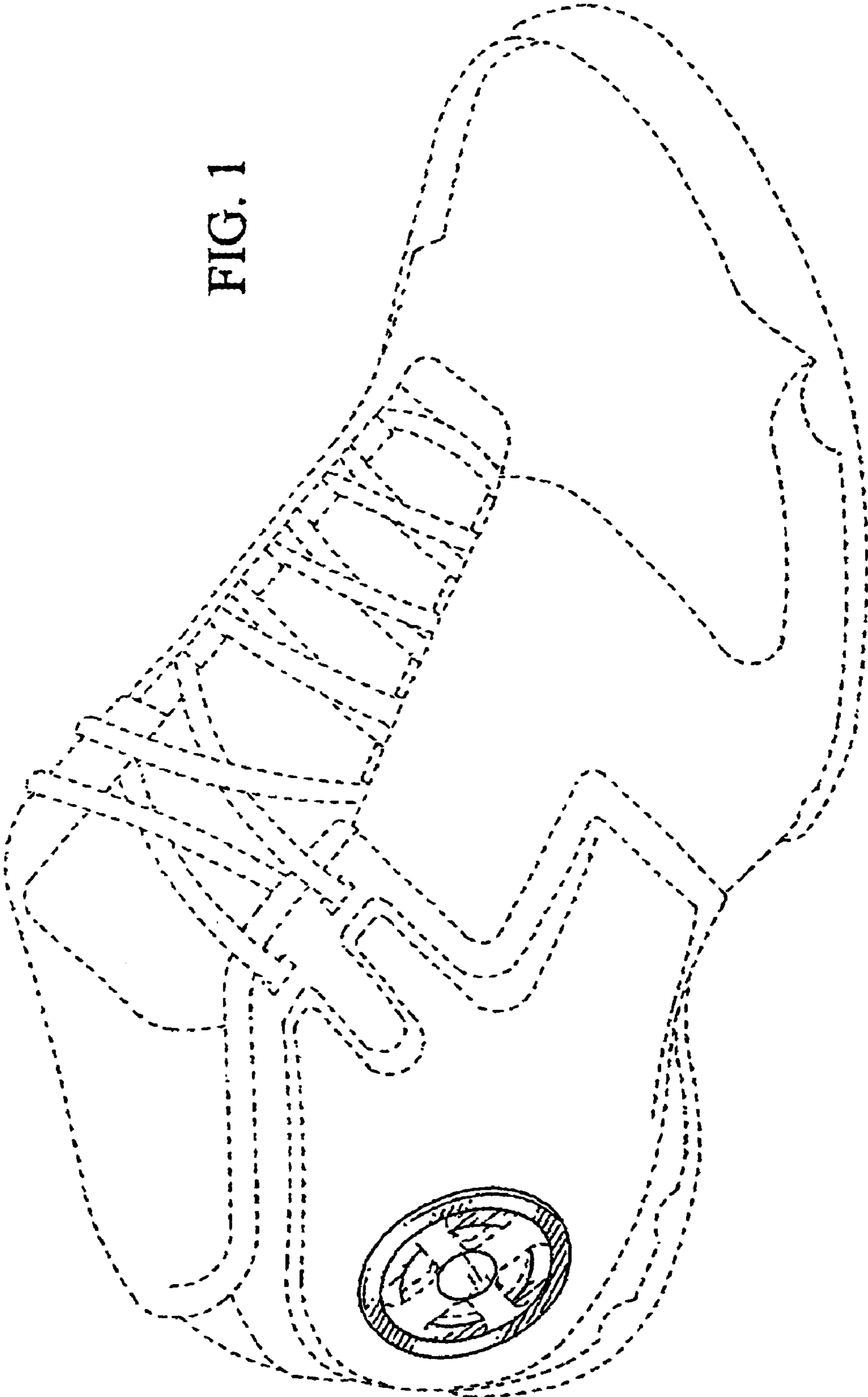


FIG. 1



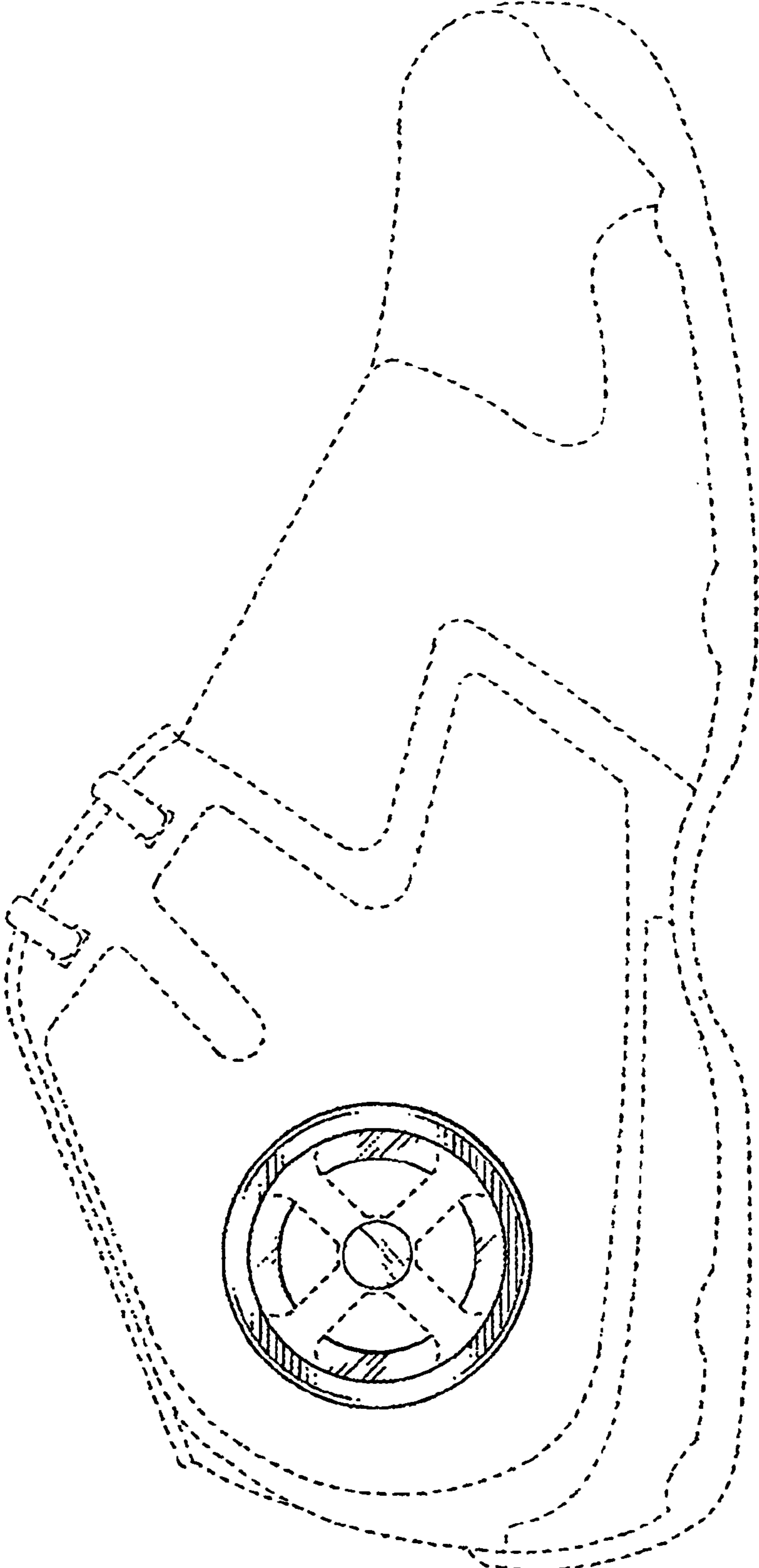


FIG. 2

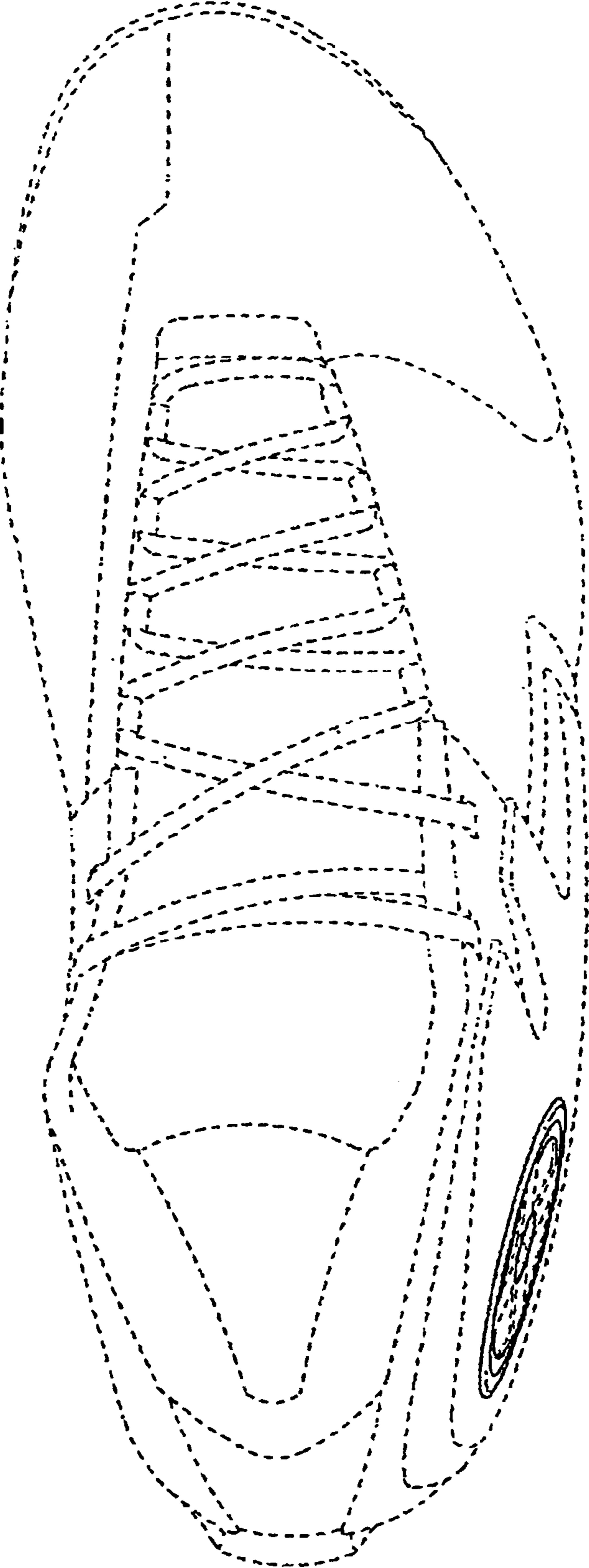


FIG. 3

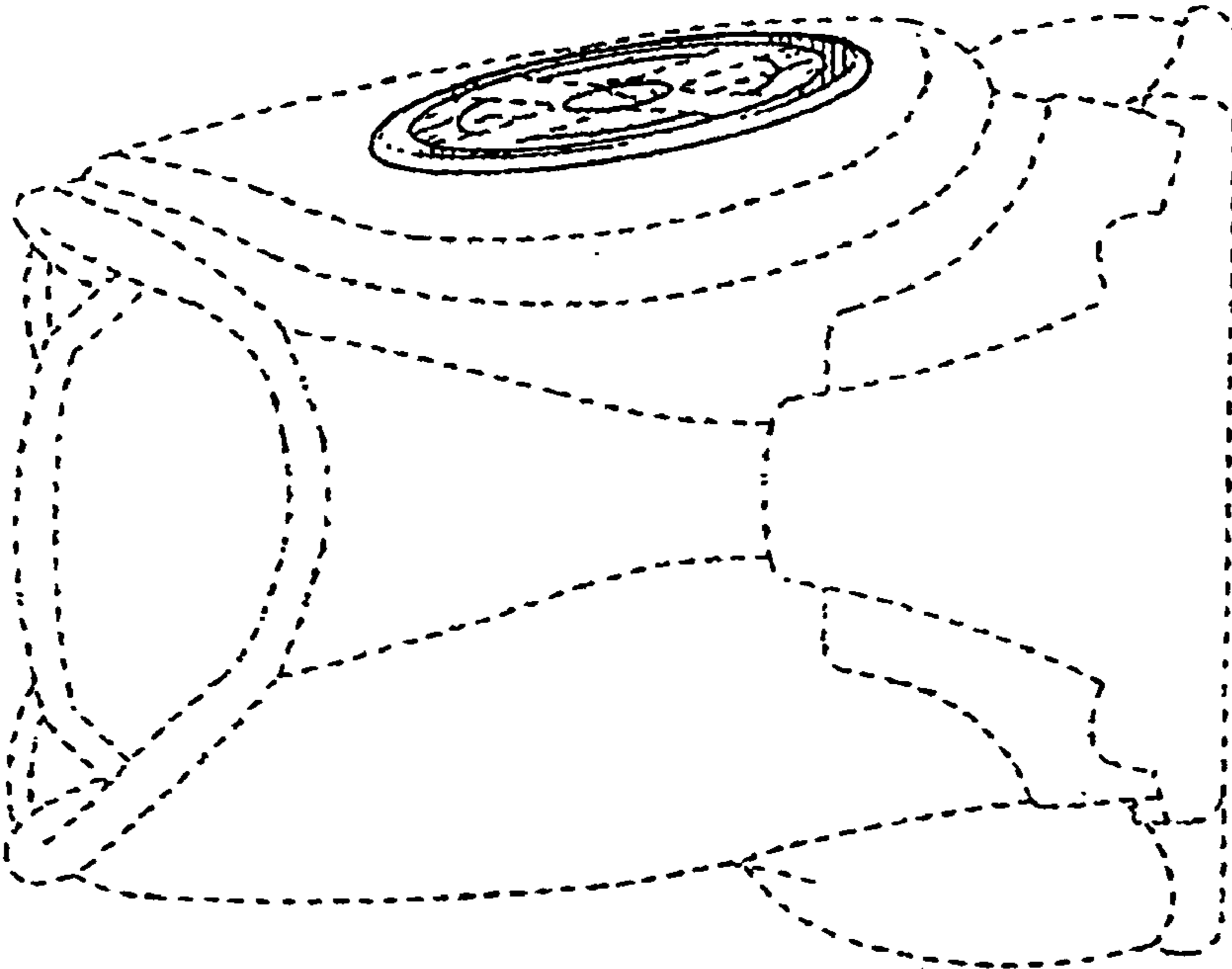


FIG. 4