



US00D535800S

(12) **United States Design Patent**
Yang et al.

(10) **Patent No.: US D535,800 S**
(45) **Date of Patent: ** Jan. 23, 2007**

(54) **TRASH CAN ASSEMBLY**
(75) Inventors: **Frank Yang**, Rancho Palos Verdes, CA (US); **Joseph Sandor**, Santa Ana Heights, CA (US); **Myk Wayne Lum**, Irvine, CA (US)
(73) Assignee: **Simplehuman LLC**, Los Angeles, CA (US)
(**) Term: **14 Years**
(21) Appl. No.: **29/223,279**
(22) Filed: **Feb. 11, 2005**

D261,720 S 11/1981 Brazis
D319,905 S 9/1991 Hotchkiss
D322,350 S 12/1991 Craft et al.
D332,852 S 1/1993 Delmerico
5,531,348 A 7/1996 Baker et al.
D380,114 S 6/1997 Albright
6,386,386 B1 5/2002 George
D482,169 S 11/2003 Lin
D490,583 S * 5/2004 Yang et al. D34/9
D490,954 S * 6/2004 Brand D34/9
D494,724 S * 8/2004 Lin D34/9
D507,090 S * 7/2005 Yang et al. D34/9
D517,767 S * 3/2006 Yang et al. D34/9
D521,706 S * 5/2006 Lin D34/9

* cited by examiner

Related U.S. Application Data

(63) Continuation-in-part of application No. 29/190,446, filed on Sep. 19, 2003, now Pat. No. Des. 507,090.
(51) **LOC (8) Cl.** **09-09**
(52) **U.S. Cl.** **D34/9**
(58) **Field of Classification Search** D34/1, D34/5, 6, 7, 8, 9, 10, 11; 220/908-911, 262-264
See application file for complete search history.

Primary Examiner—Cynthia E. Ramirez
(74) *Attorney, Agent, or Firm*—Raymond Sun

(57) **CLAIM**

The ornamental design for the trash can assembly, as shown and described.

DESCRIPTION

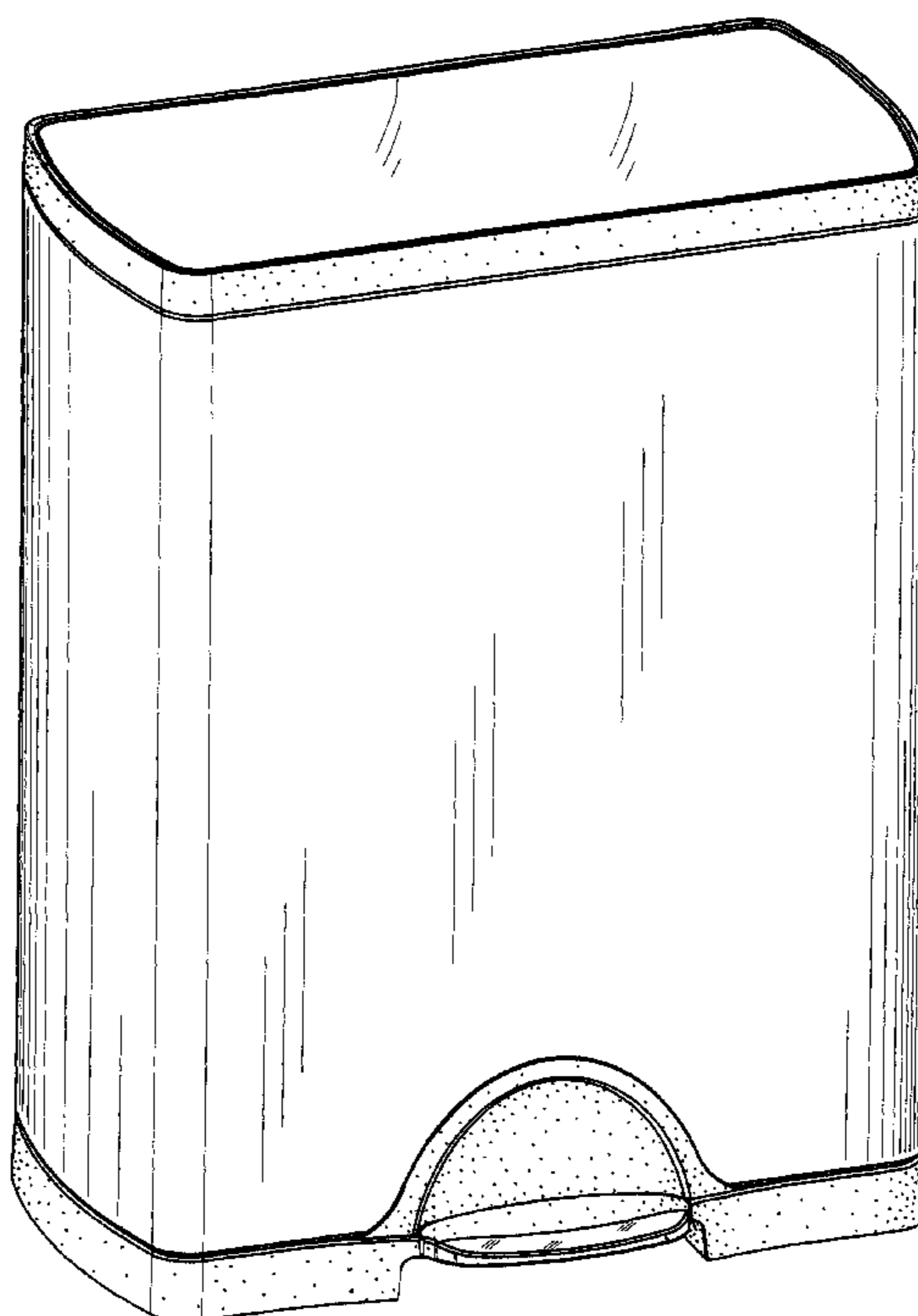
FIG. 1 is a perspective view of a trash can according to the present invention;
FIG. 2 is a rear elevational view of FIG. 1;
FIG. 3 is a front elevational view of FIG. 1;
FIG. 4 is a right side elevational view of FIG. 1;
FIG. 5 is a left side elevational view of FIG. 1;
FIG. 6 is a bottom plan view of FIG. 1; and,
FIG. 7 is a top plan view of FIG. 1.

(56) **References Cited**

U.S. PATENT DOCUMENTS

1,966,323 A * 7/1934 Von Elm 220/263
2,242,698 A * 5/1941 Evitt 220/263
D191,546 S 10/1961 Garner
3,008,504 A 11/1961 Garner
3,008,604 A * 11/1961 Garner 220/87.1
D215,617 S 10/1969 Heck

1 Claim, 7 Drawing Sheets



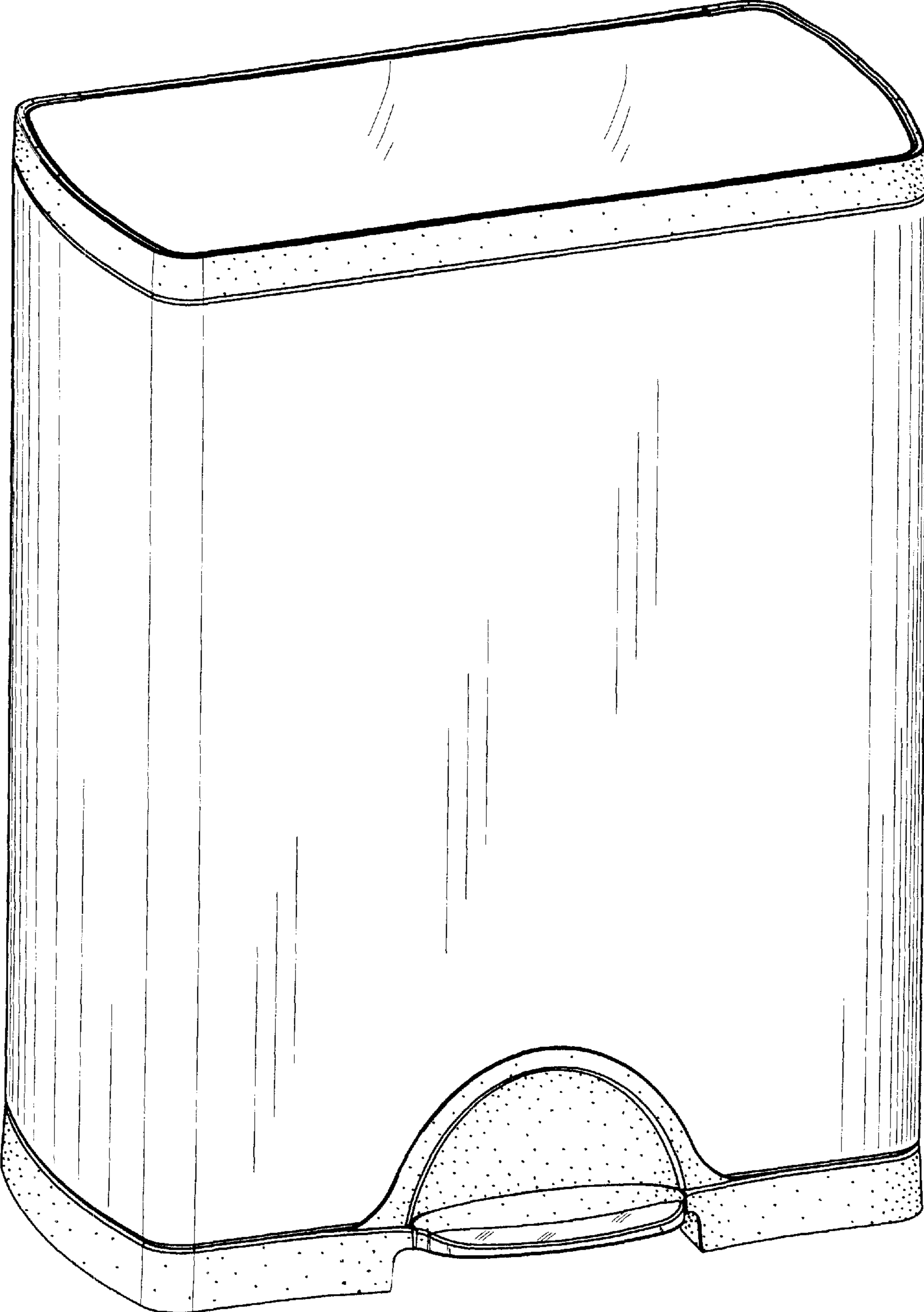


FIG. 1

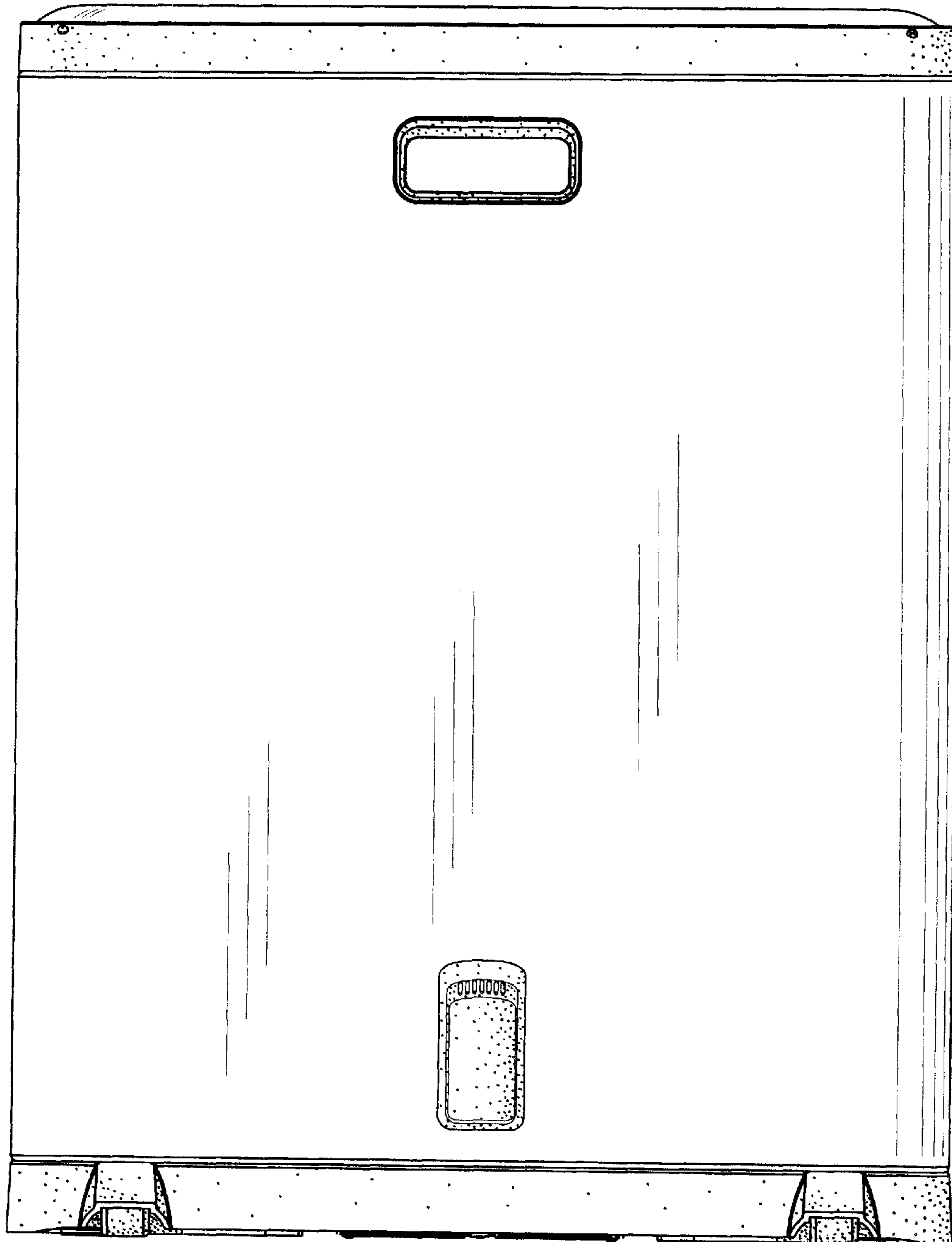


FIG. 2




FIG. 3




FIG. 4

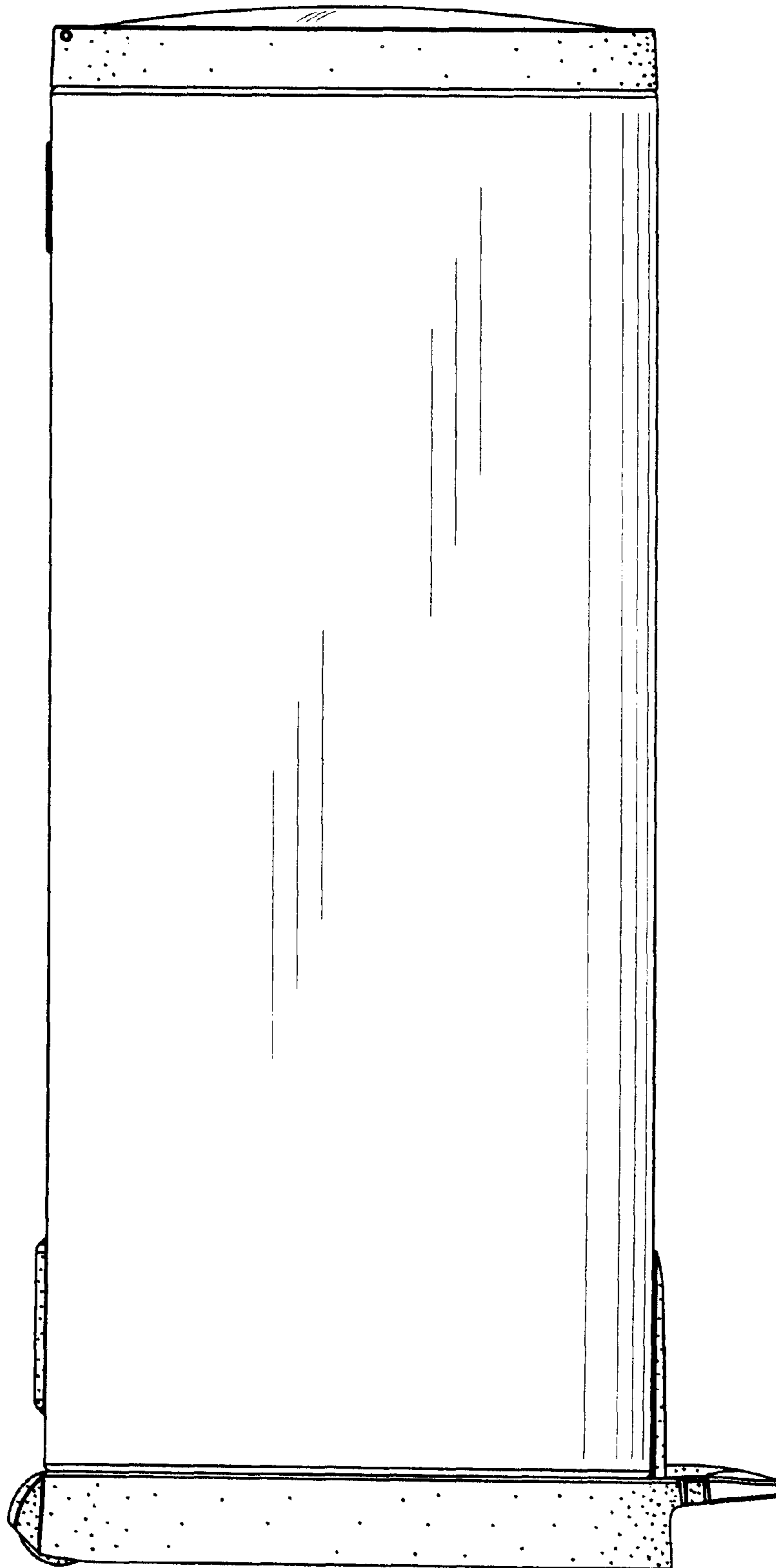


FIG. 5

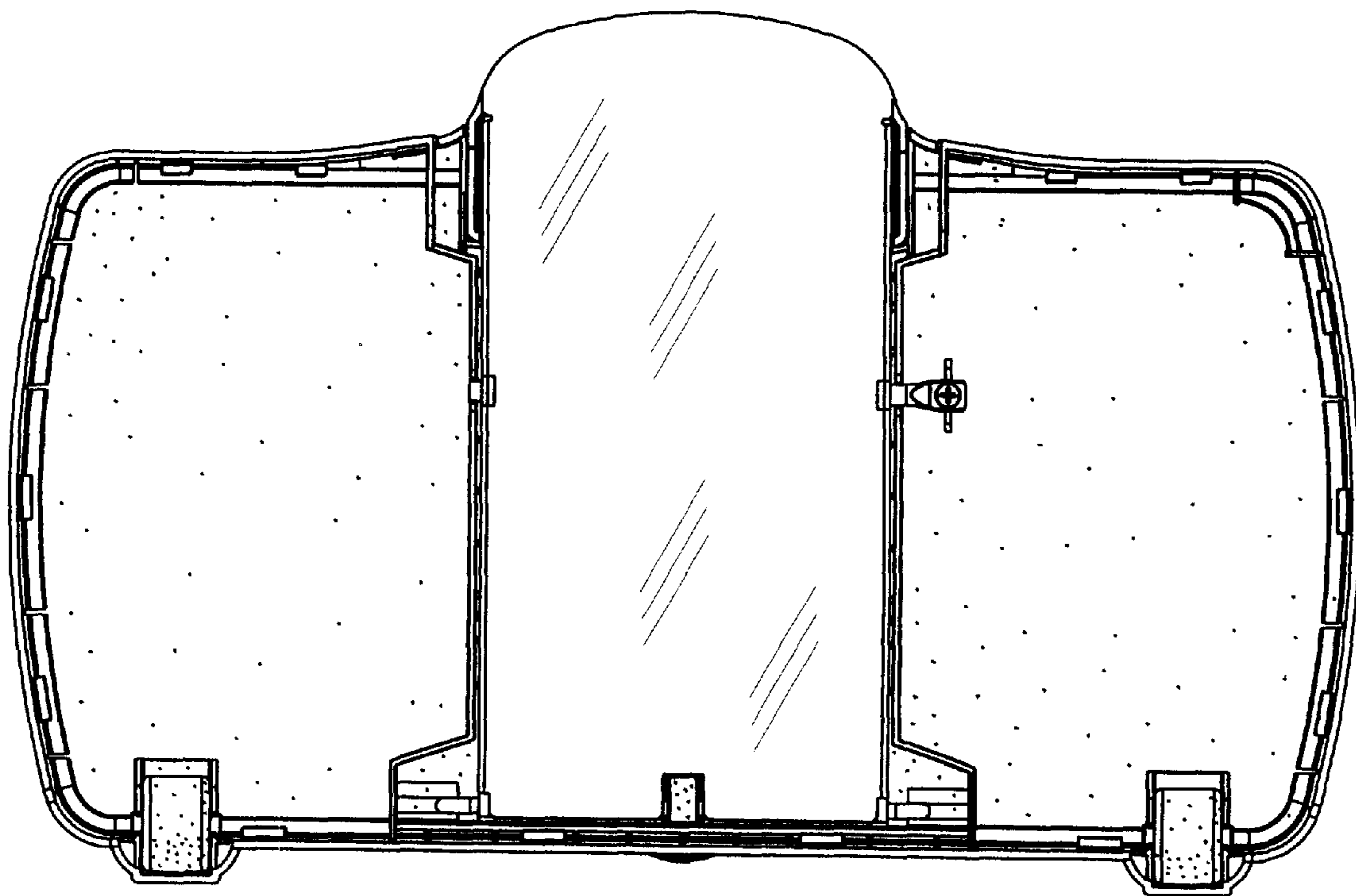


FIG. 6

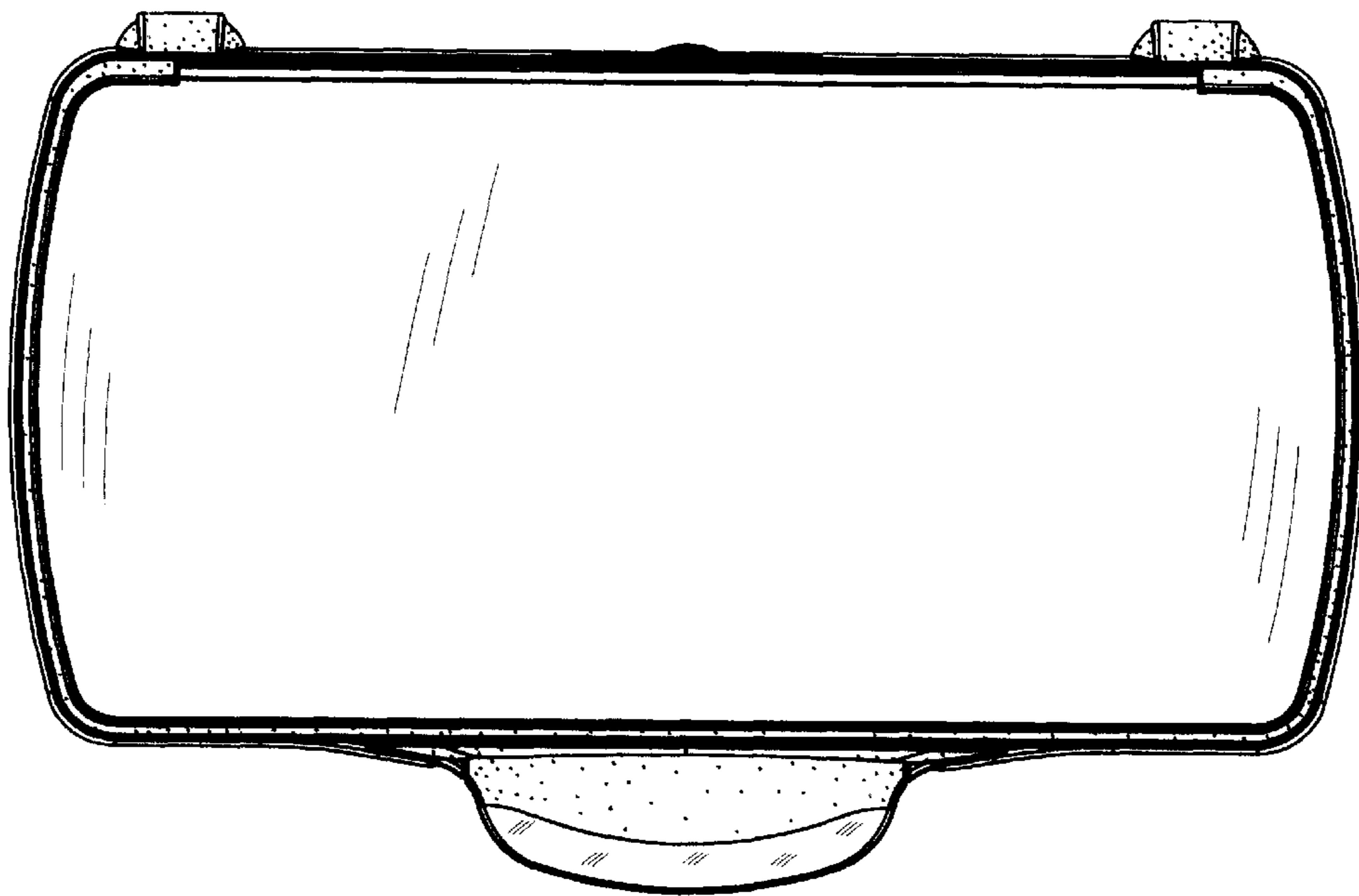


FIG. 7