



US00D535773S

(12) **United States Design Patent**
Kessler

(10) **Patent No.:** **US D535,773 S**

(45) **Date of Patent:** **** Jan. 23, 2007**

(54) **FLEX-LOC CLAMP TUBE LIGHT**

(76) **Inventor:** **Herbert Kessler**, 2552 York Rd., Saint James City, FL (US) 33956

(**) **Term:** **14 Years**

(21) **Appl. No.:** **29/226,569**

(22) **Filed:** **Mar. 31, 2005**

(51) **LOC (8) Cl.** **26-05**

(52) **U.S. Cl.** **D26/60; D26/62**

(58) **Field of Classification Search** D26/60-65,
D26/93, 118, 107, 43, 51, 56; 362/269, 277,
362/278, 282, 285, 287, 288, 410, 413, 416-430,
362/449

See application file for complete search history.

(56) **References Cited**

U.S. PATENT DOCUMENTS

D321,062 S * 10/1991 Bonbright D26/140

D322,681 S * 12/1991 Yuen D26/38
5,276,596 A * 1/1994 Krenzel 362/191
D493,557 S * 7/2004 Kessler et al. D26/63
2002/0145876 A1 * 10/2002 Juang 362/378
2005/0007778 A1 * 1/2005 Lin 362/250

* cited by examiner

Primary Examiner—Clare E Heflin

(74) *Attorney, Agent, or Firm*—Herbert Kessler

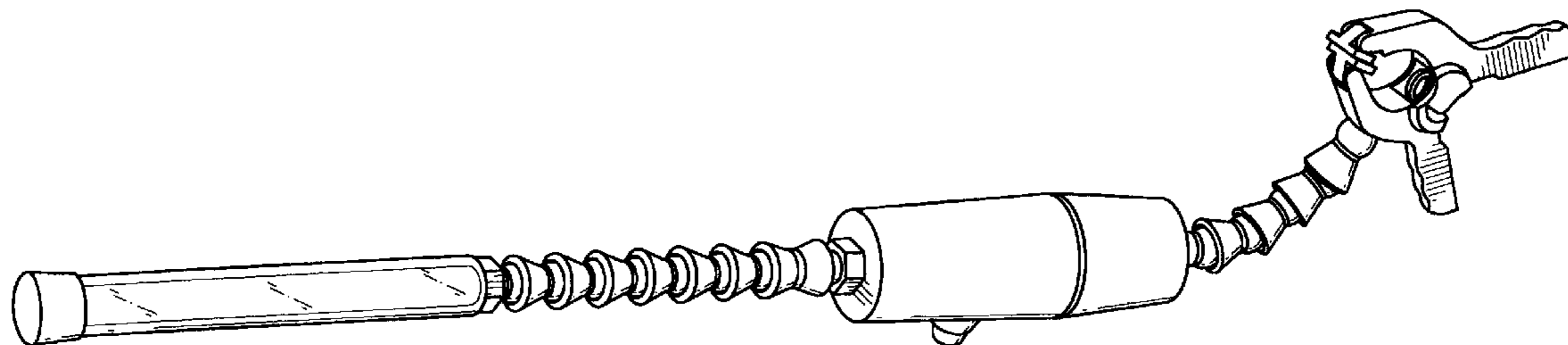
(57) **CLAIM**

The ornamental design for a flex-loc clamp tube light, as shown and described.

DESCRIPTION

FIG. 1 is a front, top and one side perspective view of the flex-loc clamp tube light showing my new design; and, FIG. 2 is a rear, bottom and opposite side perspective view thereof.

1 Claim, 1 Drawing Sheet



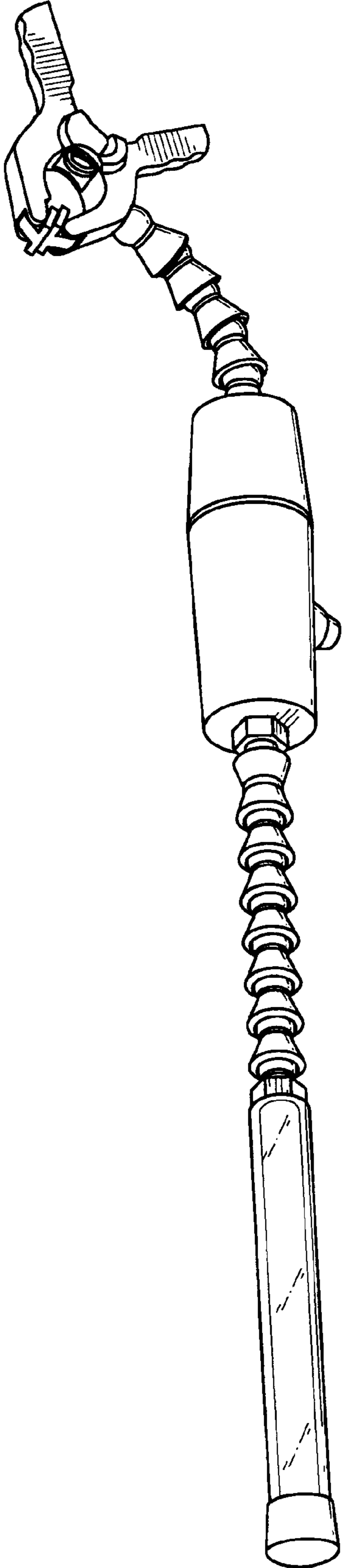


FIG. 1

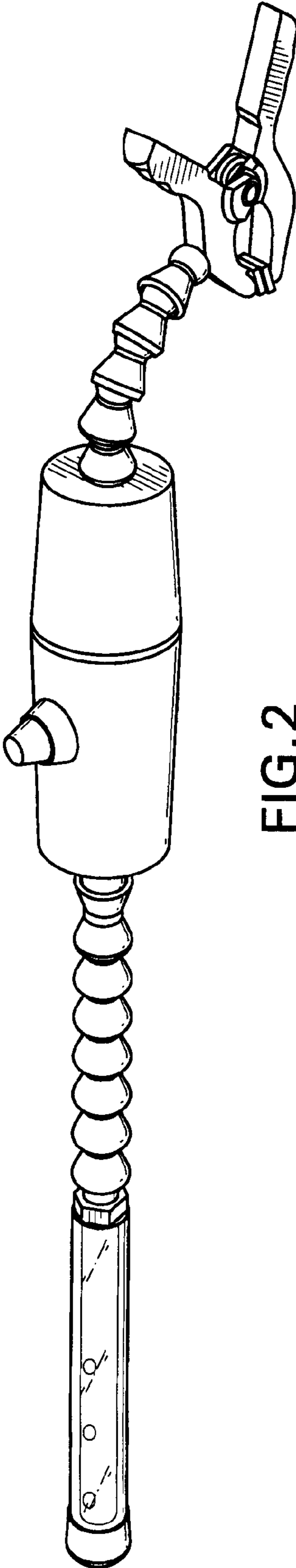


FIG. 2