

US00D535762S

(12) **United States Design Patent**
Figueroa, Jr.

(10) **Patent No.:** **US D535,762 S**

(45) **Date of Patent:** **** Jan. 23, 2007**

(54) **NOVELTY LIGHTING ARRANGEMENT**

(76) **Inventor:** **Jacinto Figueroa, Jr.**, 731 Livingston St., Westbury, NY (US) 11590

(**) **Term:** **14 Years**

(21) **Appl. No.:** **29/225,979**

(22) **Filed:** **Mar. 24, 2005**

(51) **LOC (8) Cl.** **26-04**

(52) **U.S. Cl.** **D26/25**

(58) **Field of Classification Search** D26/25,
D26/24, 103; 362/122, 249, 252, 123, 568;
206/397; D11/118; 428/6, 8

See application file for complete search history.

(56) **References Cited**

U.S. PATENT DOCUMENTS

1,640,282	A	*	8/1927	Migliaccio	362/252
3,096,943	A	*	7/1963	Forrer	362/252
5,336,536	A	*	8/1994	Oberzan	428/8
5,601,361	A		2/1997	Lawrence		
D384,174	S	*	9/1997	Smith	D26/25
D406,667	S		3/1999	Byers		
5,915,827	A		6/1999	Wang		
5,951,146	A	*	9/1999	Lin	362/252
D415,583	S	*	10/1999	Byers	D26/25
D416,637	S	*	11/1999	Mount	D26/25
5,975,718	A	*	11/1999	White	362/252
6,139,168	A	*	10/2000	Gary et al.	362/252
6,155,697	A	*	12/2000	Ahroni	362/252
6,224,231	B1		5/2001	Personius		

6,273,584	B1	*	8/2001	Wang et al.	362/123
6,367,951	B1		4/2002	Kumada et al.		
6,379,021	B1	*	4/2002	Shieh	362/123
6,764,195	B1	*	7/2004	Cutliff	362/123
2002/0114159	A1	*	8/2002	Pan	362/252
2002/0141203	A1	*	10/2002	Shieh et al.	362/568
2003/0012021	A1		1/2003	Chang		

* cited by examiner

Primary Examiner—Alan P. Douglas
Assistant Examiner—Angela J. Lee

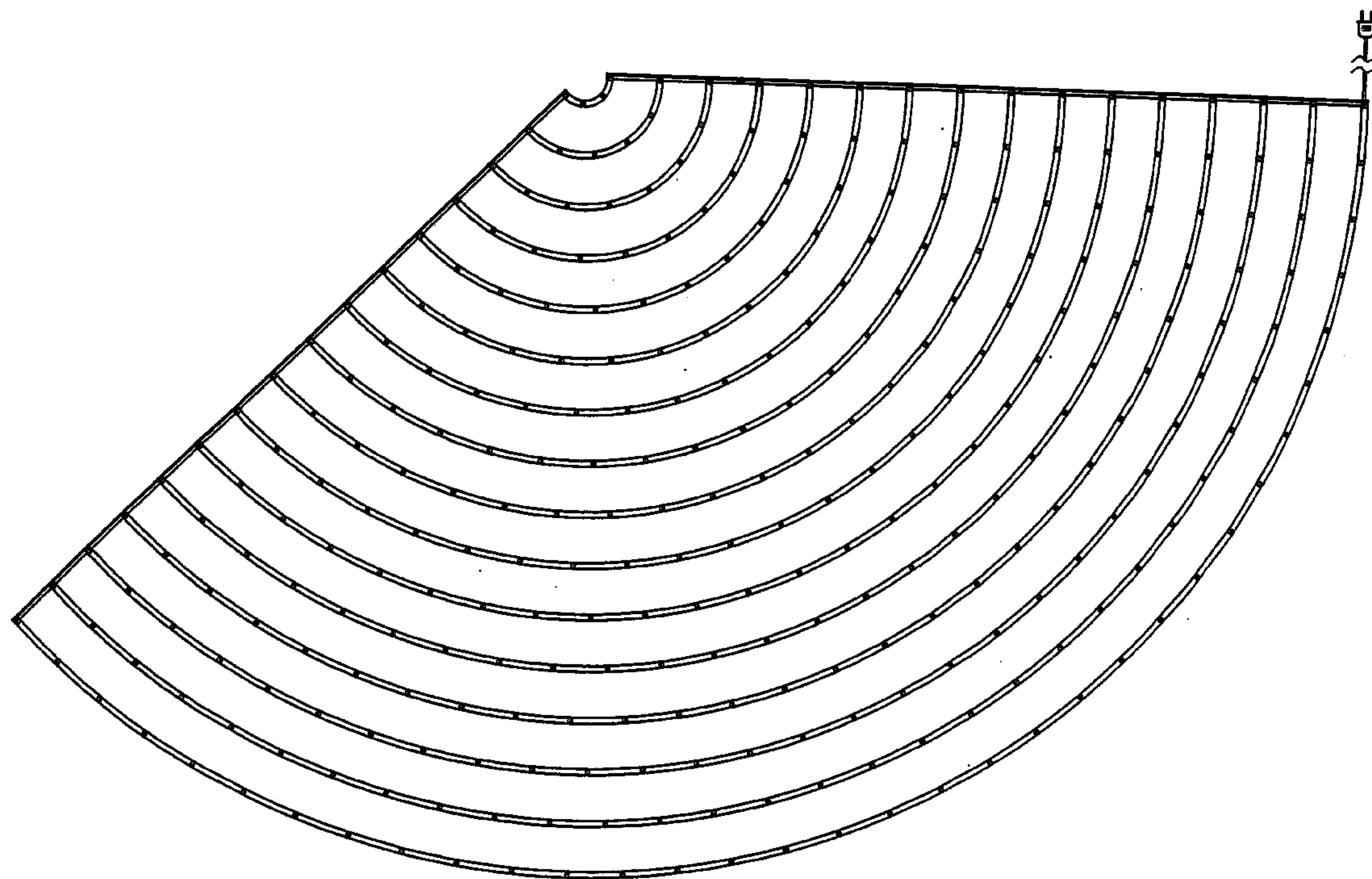
(57) **CLAIM**

The ornamental design for a novelty lighting arrangement, as shown and described.

DESCRIPTION

FIG. 1 is a front elevational view of a novelty lighting arrangement showing my new design; FIG. 2 is a rear elevational view thereof; FIG. 3 is a left side elevational view thereof; FIG. 4 is a right side elevational view thereof; FIG. 5 is a top plan view thereof; FIG. 6 is a bottom plan view thereof; and, FIG. 7 is a perspective view thereof, and showing an environmental structure in broken lines for illustrative purposes only. The broken lines shown on FIG. 7 are for illustrative purposes only and are hereby disclaimed as forming no part of applicant's claimed invention.

1 Claim, 4 Drawing Sheets



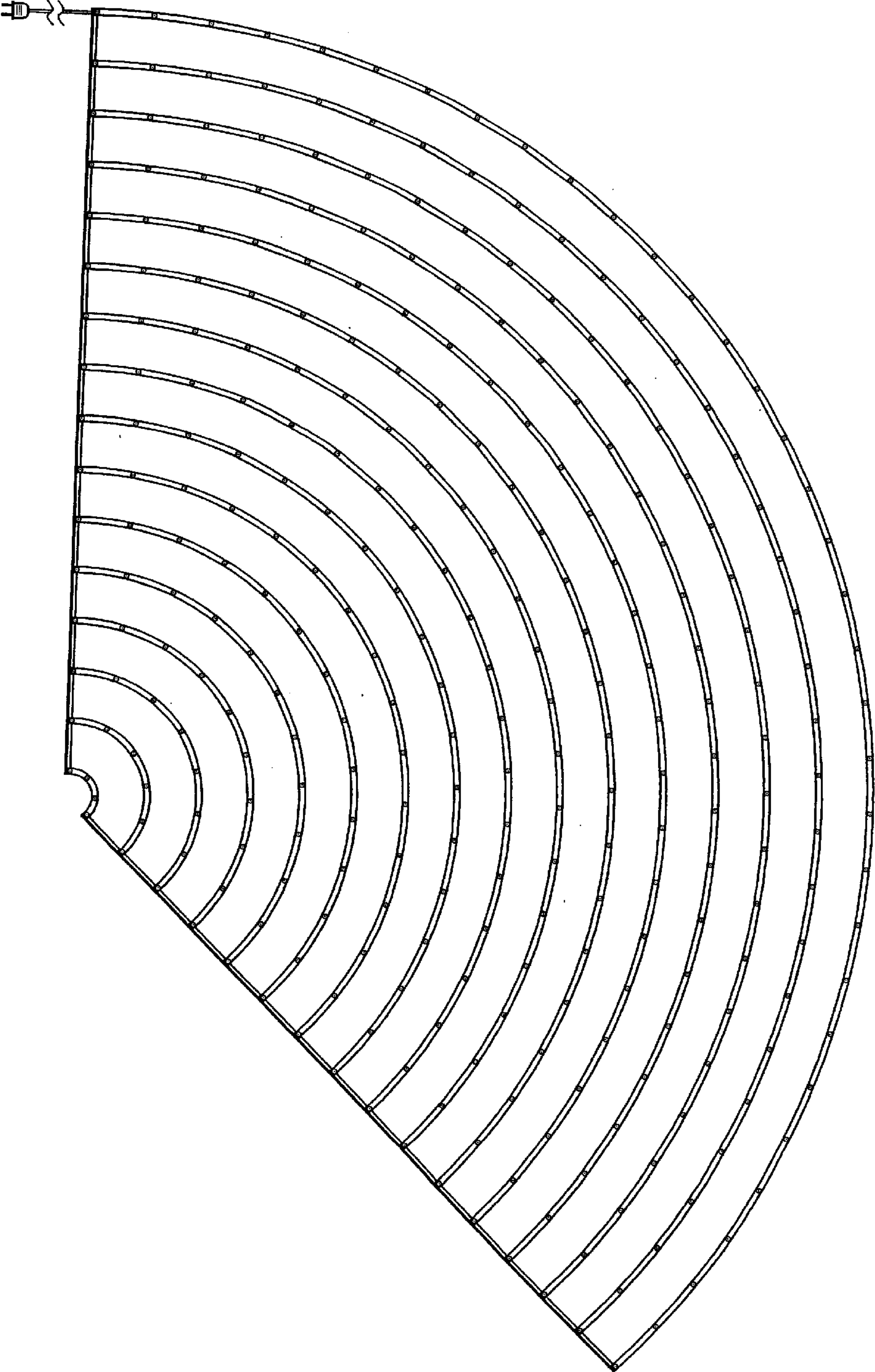


FIG. 1

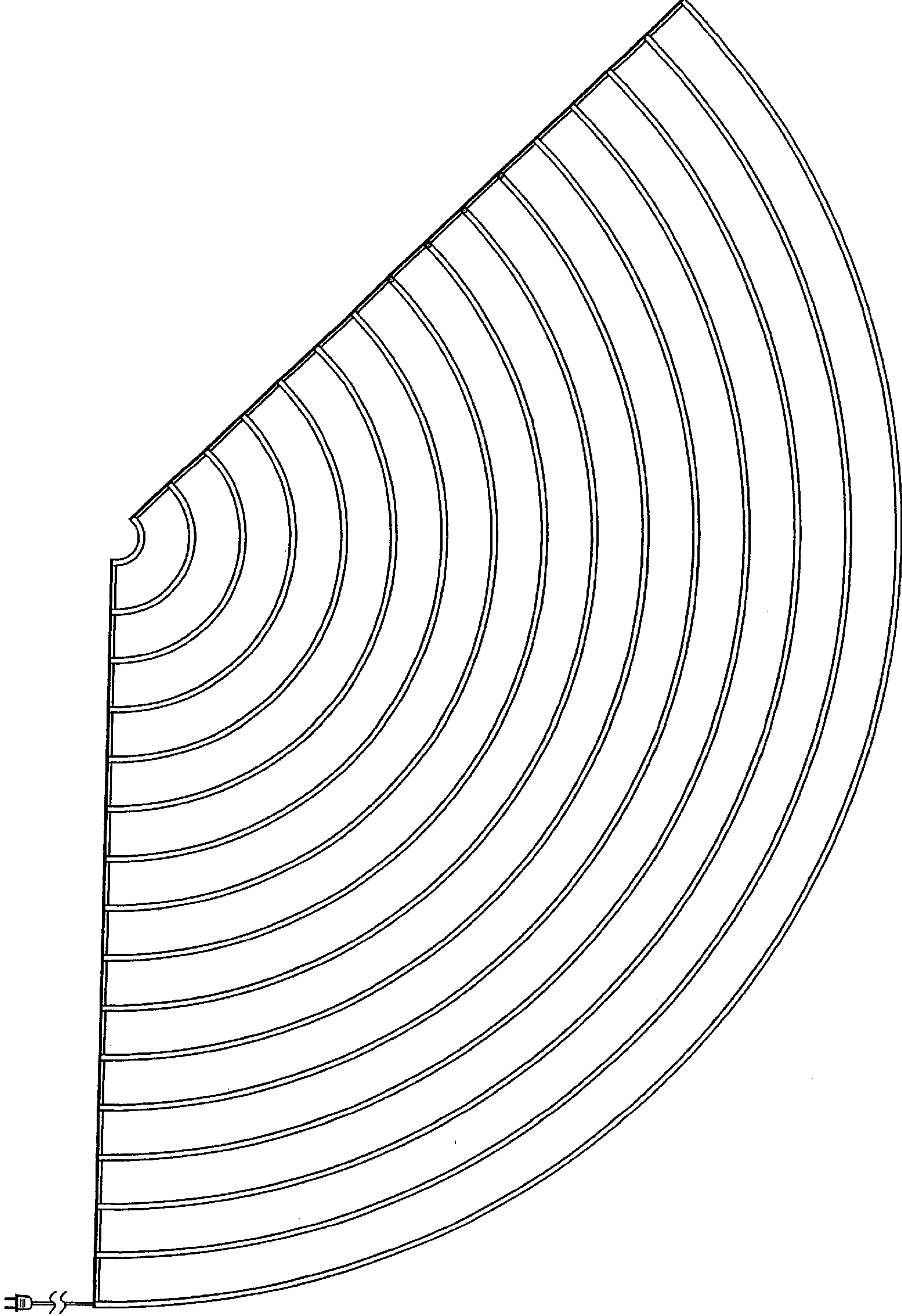

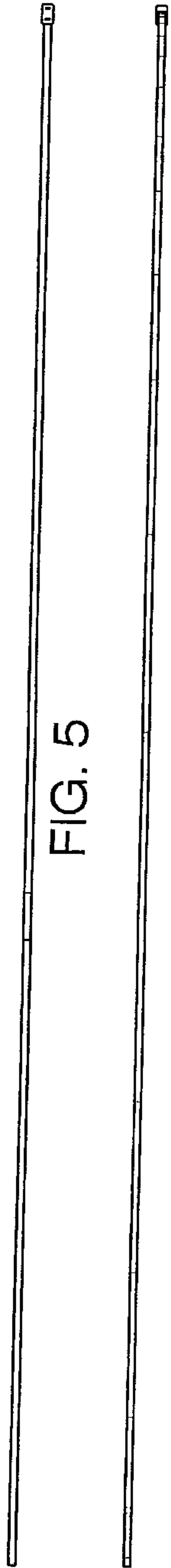


FIG. 2






FIG. 7