



US00D535757S

(12) **United States Design Patent**  
**Davis**

(10) **Patent No.:** **US D535,757 S**

(45) **Date of Patent:** **\*\* Jan. 23, 2007**

(54) **TWO-COMPONENT LADDER**

(76) Inventor: **William C. Davis**, 2221 Silk Tree Dr.,  
Tustin, CA (US) 92680

(\*\*) Term: **14 Years**

(21) Appl. No.: **29/245,925**

(22) Filed: **Dec. 30, 2005**

(51) **LOC (8) Cl.** ..... **25-04**

(52) **U.S. Cl.** ..... **D25/64**

(58) **Field of Classification Search** ..... 248/210,  
248/238, 236; D25/67, 68, 64, 69; 182/179.1,  
182/21, 22, 23, 67.4, 152, 101, 102, 106,  
182/115, 112, 64.1, 120, 121, 228.1, 228.2,  
182/66.1, 194, 180.1

See application file for complete search history.

(56) **References Cited**

**U.S. PATENT DOCUMENTS**

4,842,098 A \* 6/1989 Yuen ..... 182/22

D392,744 S \* 3/1998 Staal ..... D25/64  
D423,685 S \* 4/2000 Ruiz ..... D25/64  
D456,525 S \* 4/2002 Lear et al. .... D25/64  
D457,650 S \* 5/2002 MacDuff ..... D25/64

\* cited by examiner

*Primary Examiner*—Doris Clark

(74) *Attorney, Agent, or Firm*—Willie Krawitz

(57) **CLAIM**

The ornamental design for two-component ladder, as shown and described.

**DESCRIPTION**

FIG. 1 is a left side elevation view of two-component ladder, showing my design;

FIG. 2 is a front elevation view thereof;

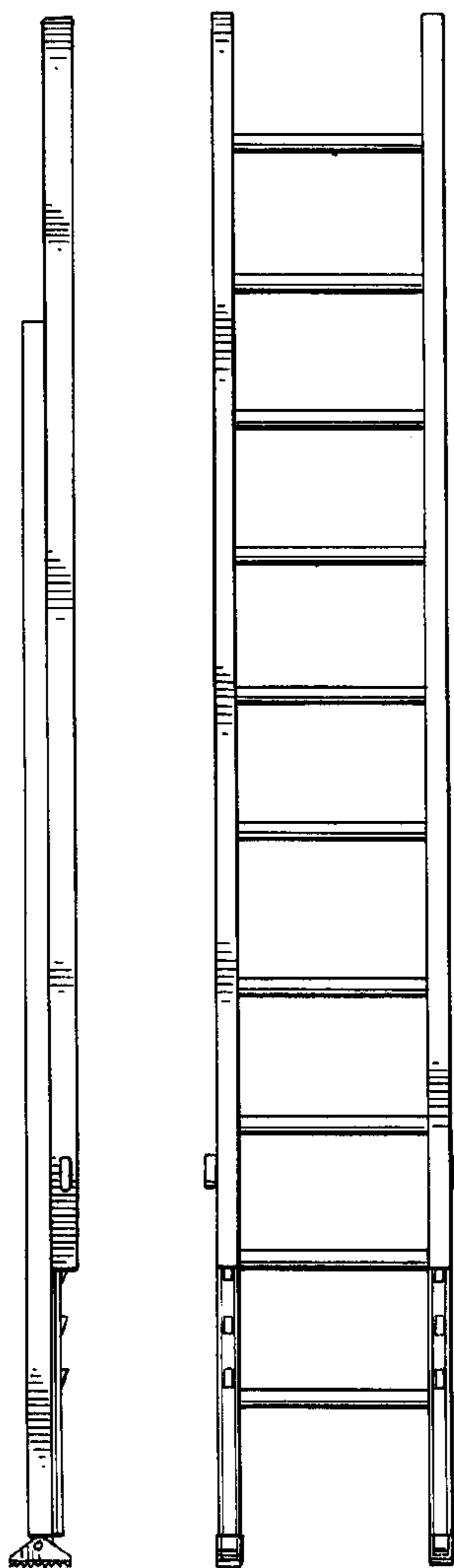
FIG. 3 is a rear elevation view thereof;

FIG. 4 is a right side elevation view thereof;

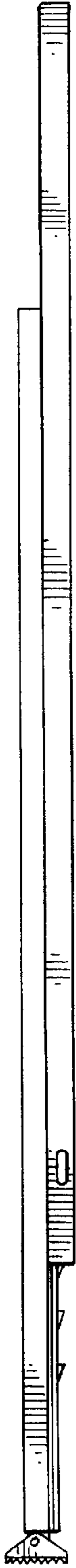
FIG. 5 is an enlarged top plan view thereof; and,

FIG. 6 is an enlarged bottom plan view thereof.

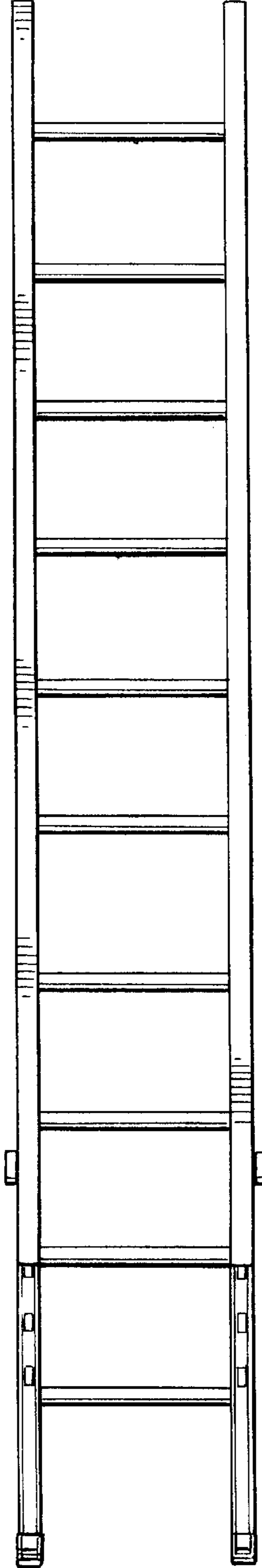
**1 Claim, 2 Drawing Sheets**



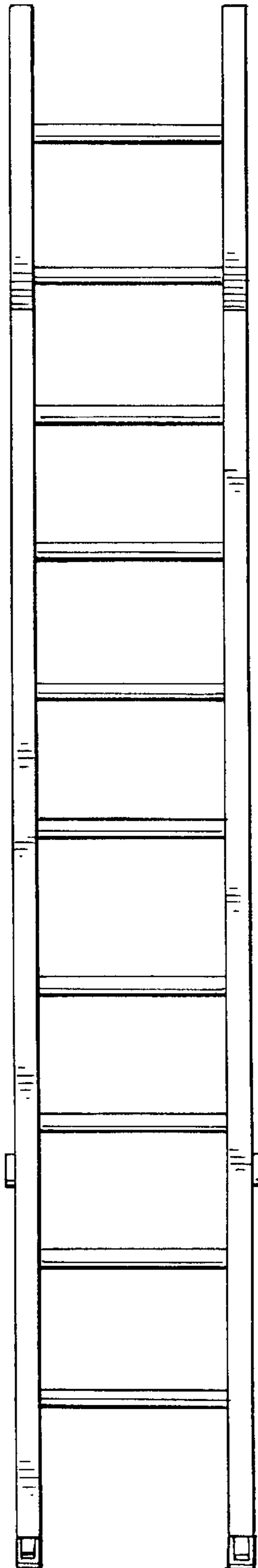
*FIG. 1*



*FIG. 2*



*FIG. 3*



*FIG. 4*

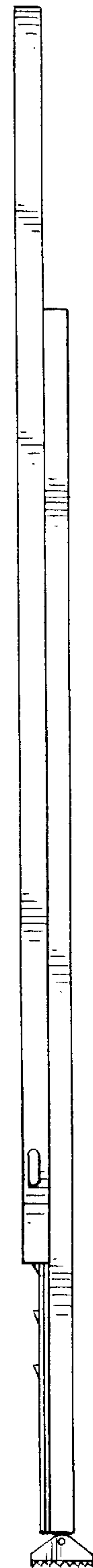


FIG. 5

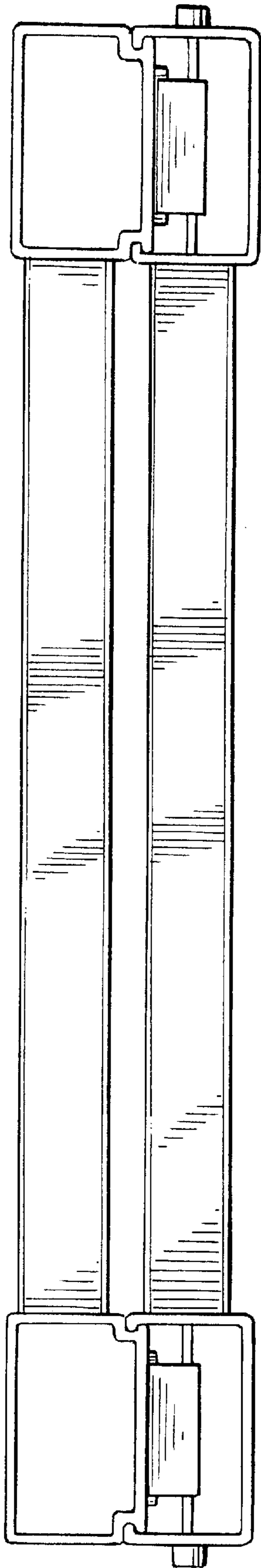


FIG. 6

