



US00D535755S

(12) **United States Design Patent**  
**Discko, Jr.**

(10) **Patent No.:** **US D535,755 S**

(45) **Date of Patent:** **\*\* Jan. 23, 2007**

(54) **DISPOSABLE DISPENSING TRAY**  
(75) Inventor: **John J. Discko, Jr.**, Trumbull, CT (US)  
(73) Assignee: **Centrix, Inc.**, Shelton, CT (US)  
(\*\*) Term: **14 Years**

5,660,273 A 8/1997 Discko, Jr. .... 206/229  
5,749,730 A \* 5/1998 Johnsen et al. .... 433/163  
D403,077 S \* 12/1998 Bohannon et al. .... D24/224  
6,000,535 A \* 12/1999 Berk et al. .... 206/63.5  
D444,567 S \* 7/2001 Tang ..... D24/221

\* cited by examiner

*Primary Examiner*—Louis Zarfaz

*Assistant Examiner*—Mark Cavanna

(74) *Attorney, Agent, or Firm*—Fattibene & Fattibene; Paul A. Fattibene; Arthur T. Fattibene

(21) Appl. No.: **29/218,210**  
(22) Filed: **Nov. 30, 2004**  
(51) **LOC (8) Cl.** ..... **24-02**  
(52) **U.S. Cl.** ..... **D24/221**  
(58) **Field of Classification Search** ..... D24/216–232;  
D9/737; 206/63.5; 433/77–79, 49, 163  
See application file for complete search history.

(57) **CLAIM**

The ornamental design for a disposable dispensing tray, as shown.

**DESCRIPTION**

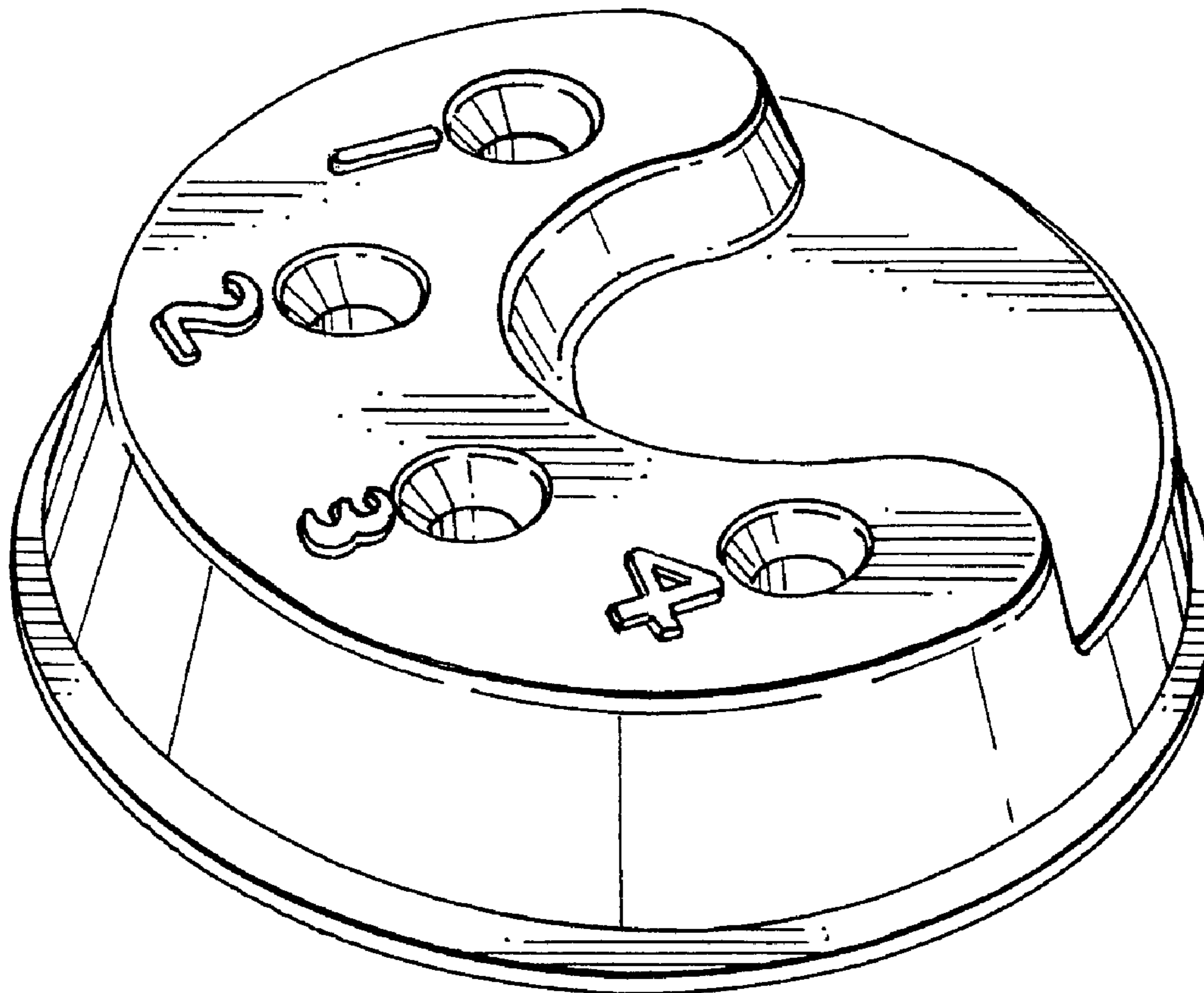
FIG. 1 is a perspective view of a disposable dispensing tray showing my new design;  
FIG. 2 is a top plan view thereof;  
FIG. 3 is a front elevational view thereof;  
FIG. 4 is a back elevational view thereof;  
FIG. 5 is a left side elevational view thereof;  
FIG. 6 is a right side elevational view thereof; and,  
FIG. 7 is a bottom plan view thereof.

(56) **References Cited**

**U.S. PATENT DOCUMENTS**

5,106,297 A \* 4/1992 Discko, Jr. .... 433/77  
D330,670 S \* 11/1992 Georgakis et al. .... D9/737  
5,199,567 A \* 4/1993 Discko, Jr. .... 206/369  
5,240,415 A \* 8/1993 Haynie ..... 206/63.5  
5,249,963 A \* 10/1993 McGarrigle ..... 206/63.5  
D351,661 S \* 10/1994 Fischer ..... D24/230  
5,377,823 A \* 1/1995 Steen et al. .... 433/79  
D359,125 S \* 6/1995 Livingston ..... D24/223

**1 Claim, 2 Drawing Sheets**



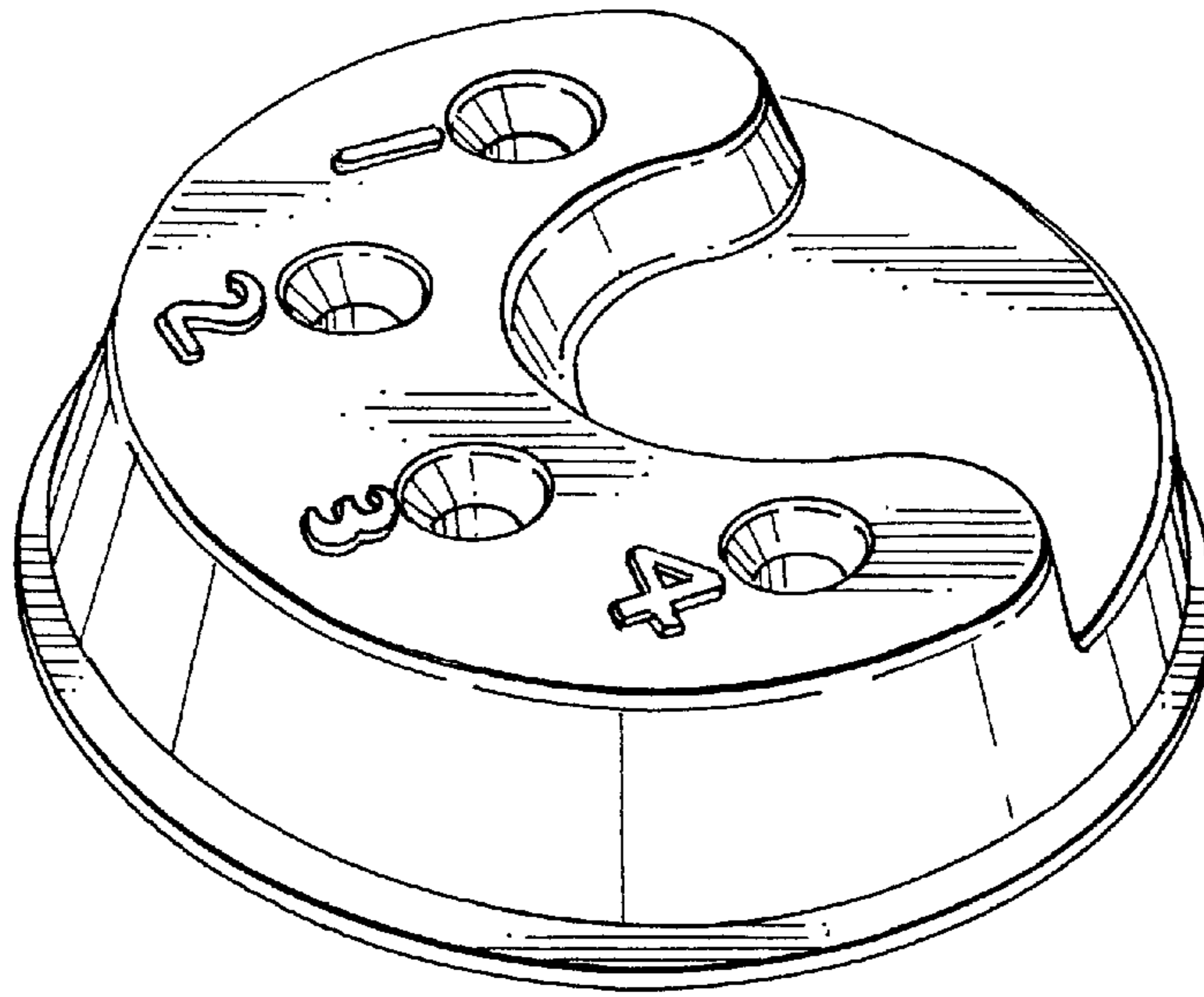


FIG. 1

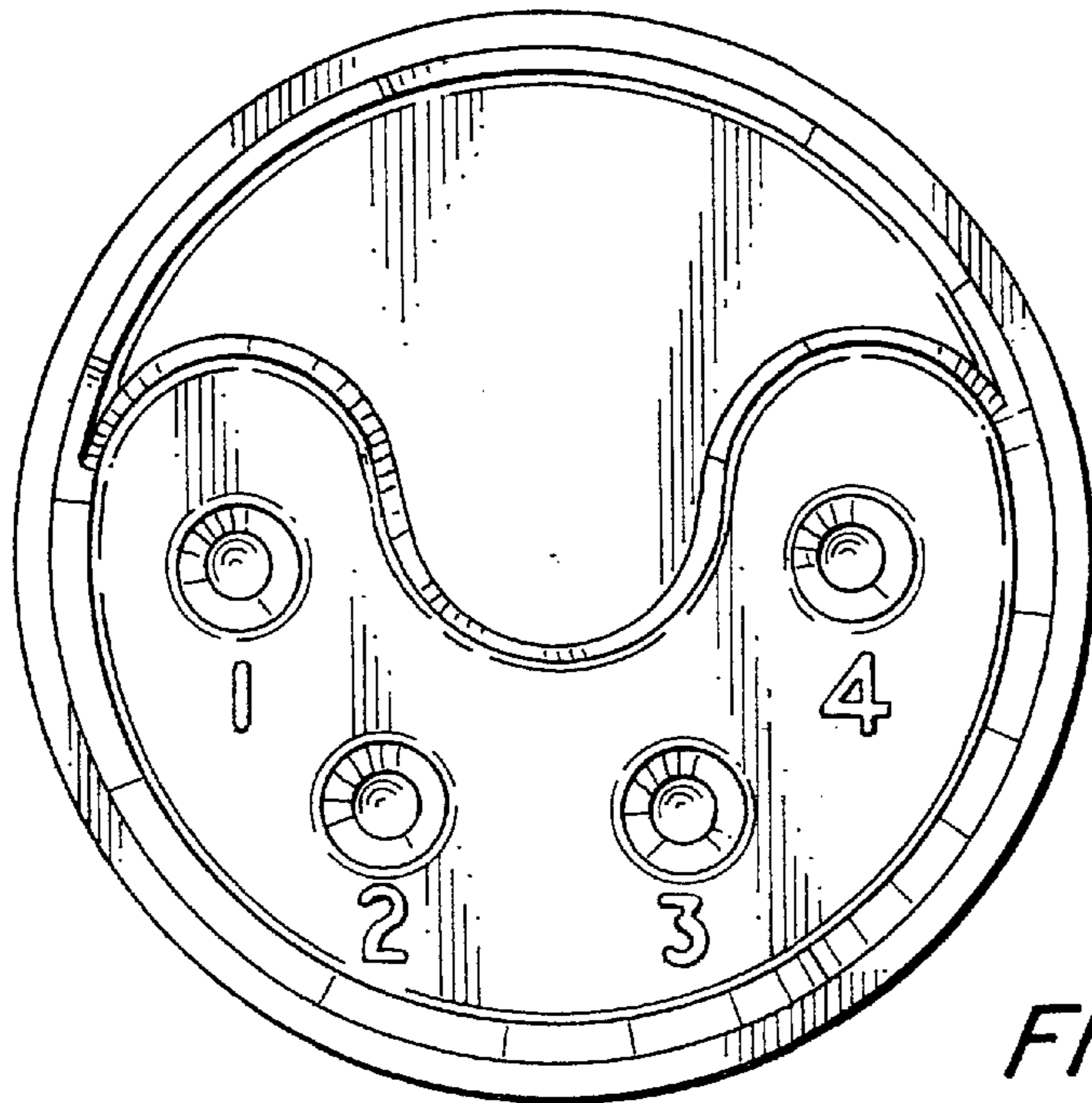


FIG. 2




FIG. 3

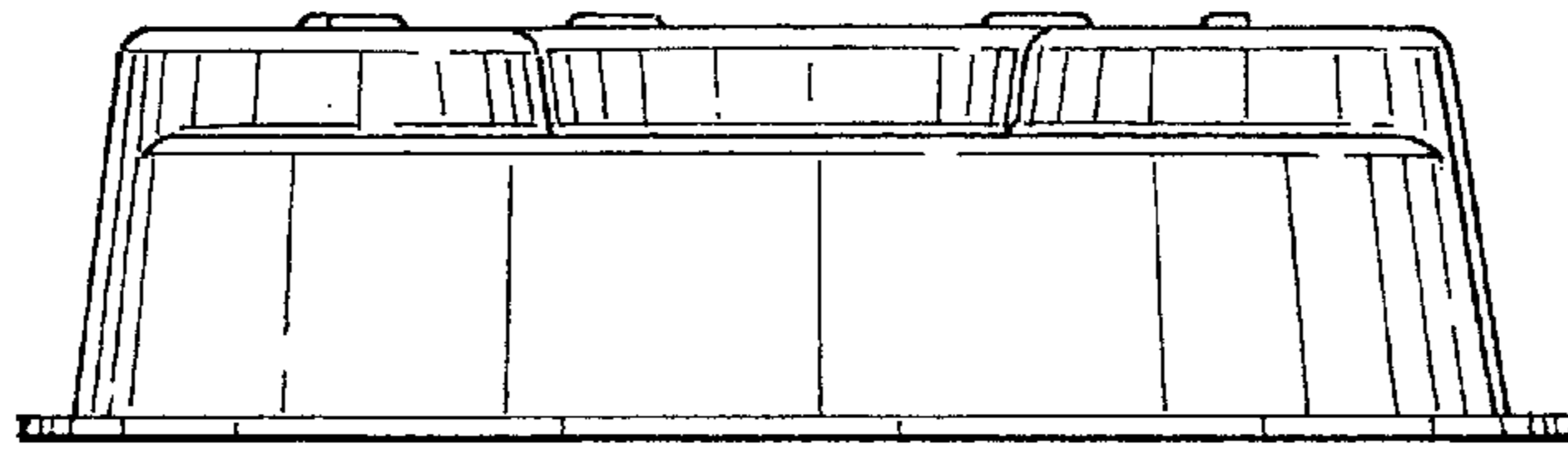


FIG. 4

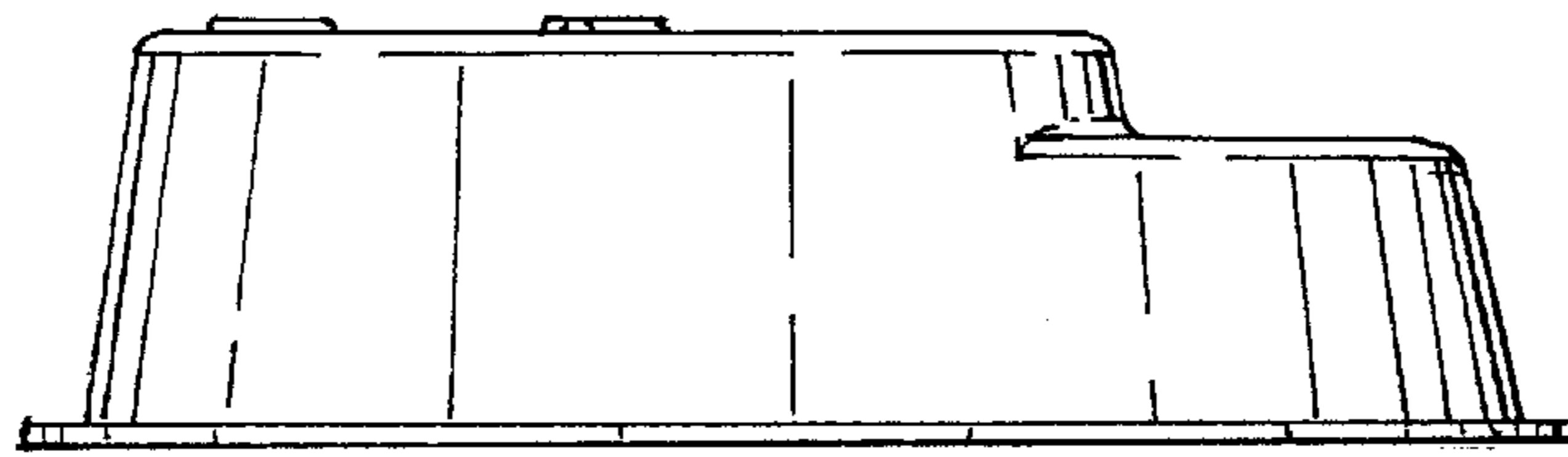


FIG. 5

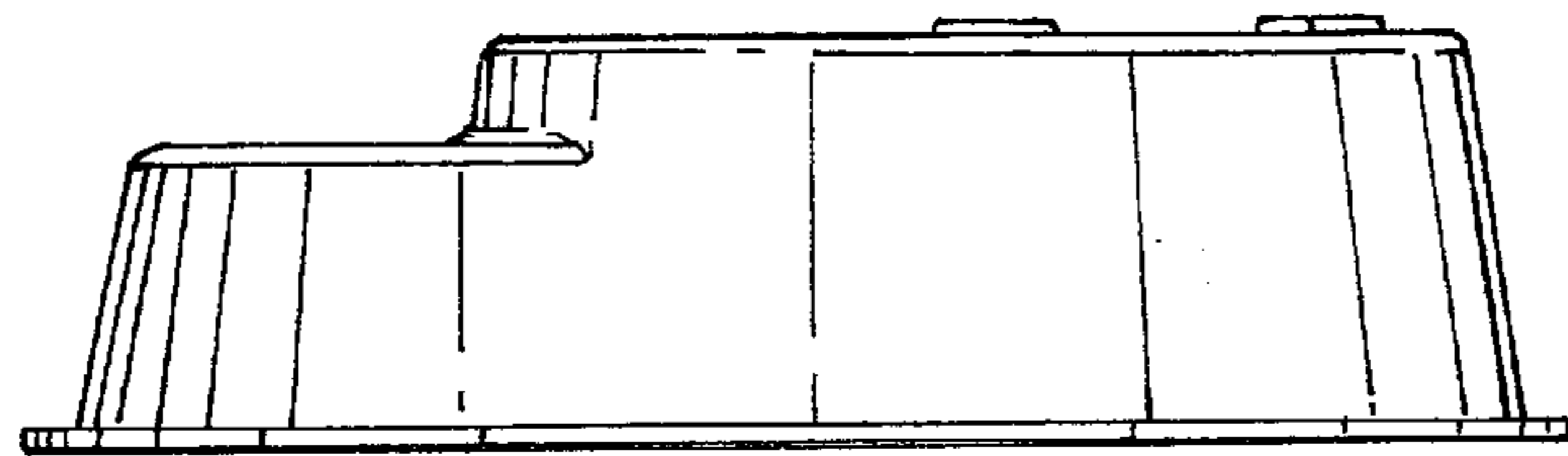


FIG. 6

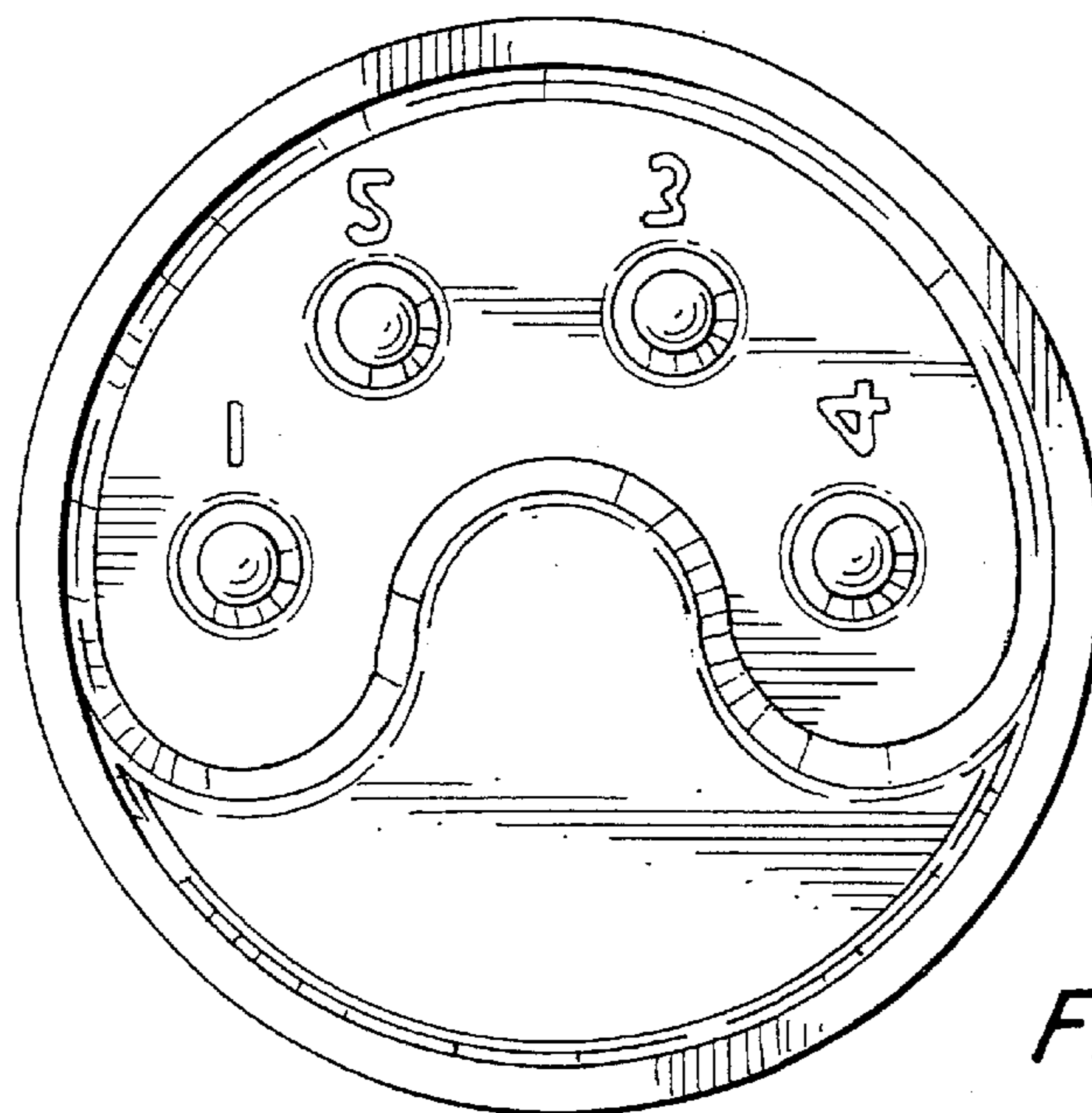


FIG. 7