



US00D535726S

(12) **United States Design Patent**
Koury et al.

(10) **Patent No.:** **US D535,726 S**

(45) **Date of Patent:** **** Jan. 23, 2007**

(54) **FAUCET**

D521,602 S * 5/2006 En-Min et al. D23/241

(75) Inventors: **Steffen Koury**, Everett, MA (US); **John Schaffeld**, Marshfield, MA (US)

* cited by examiner

(73) Assignee: **Masco Corporation of Indiana**, Indianapolis, IN (US)

Primary Examiner—Louis S. Zarfes

Assistant Examiner—Gregory Andoll

(**) Term: **14 Years**

(74) *Attorney, Agent, or Firm*—Kwadjo Adusei-Poku;

Lloyd D. Doigan

(21) Appl. No.: **29/260,222**

(57) **CLAIM**

The ornamental design for a faucet, as shown and described.

(22) Filed: **May 22, 2006**

DESCRIPTION

(51) **LOC (8) Cl.** **23-01**

FIG. 1 is a front perspective view of a faucet showing our new design;

(52) **U.S. Cl.** **D23/241; D23/242**

FIG. 2 is a front elevational view thereof;

(58) **Field of Classification Search** D23/238–257;

FIG. 3 is a rear elevational view thereof;

4/675–678; 137/801

FIG. 4 is a left side elevational view thereof, the right side being a mirror image; and,

See application file for complete search history.

FIG. 5 is a top plan view thereof.

(56) **References Cited**


The broken lines in the Figures are for illustrative purposes only and form no part of the claimed design.

U.S. PATENT DOCUMENTS

D520,118 S * 5/2006 Fritz D23/241

D520,603 S * 5/2006 Fritz D23/241

1 Claim, 5 Drawing Sheets






FIG. 1




FIG. 2




FIG. 3

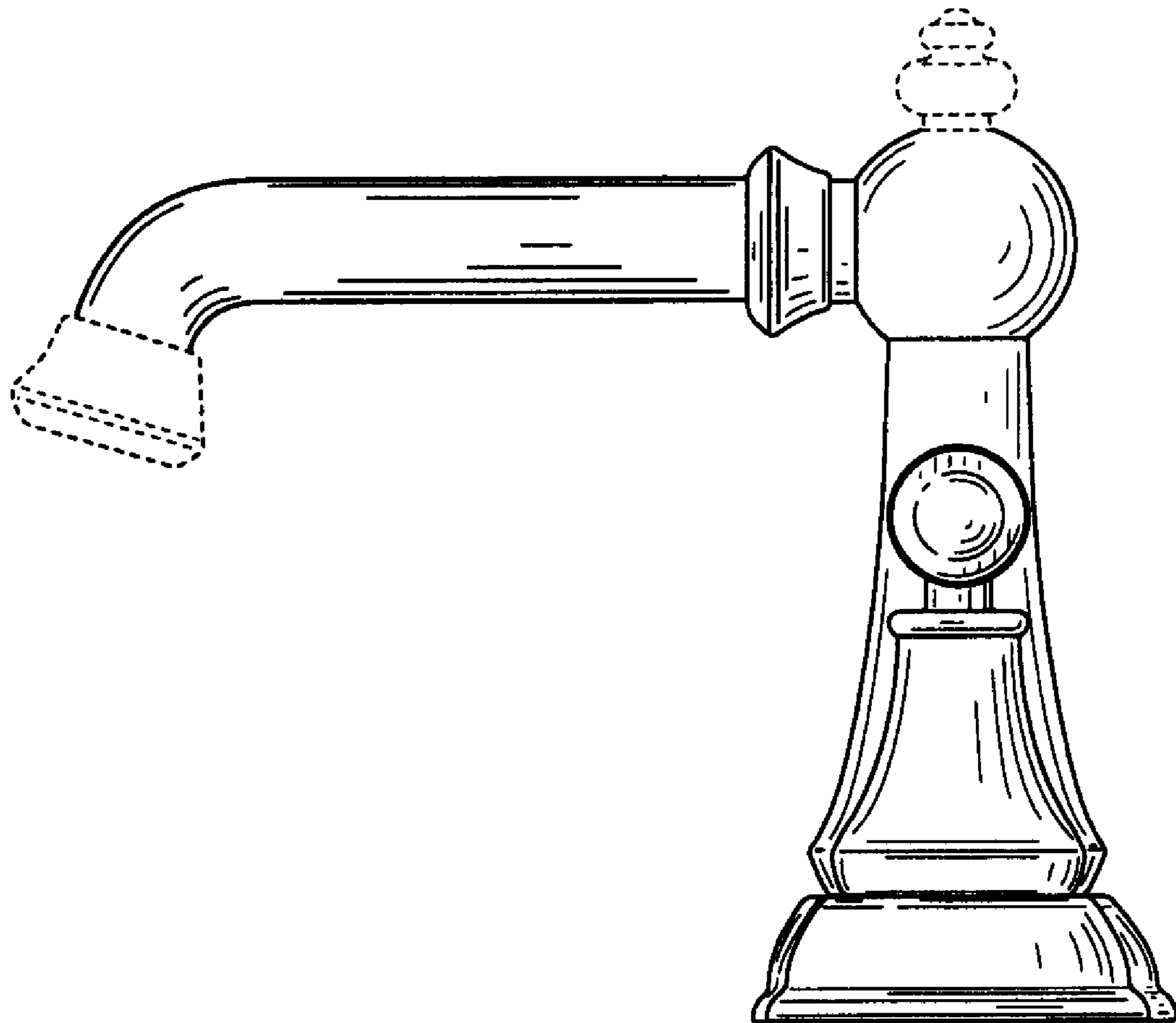


FIG. 4

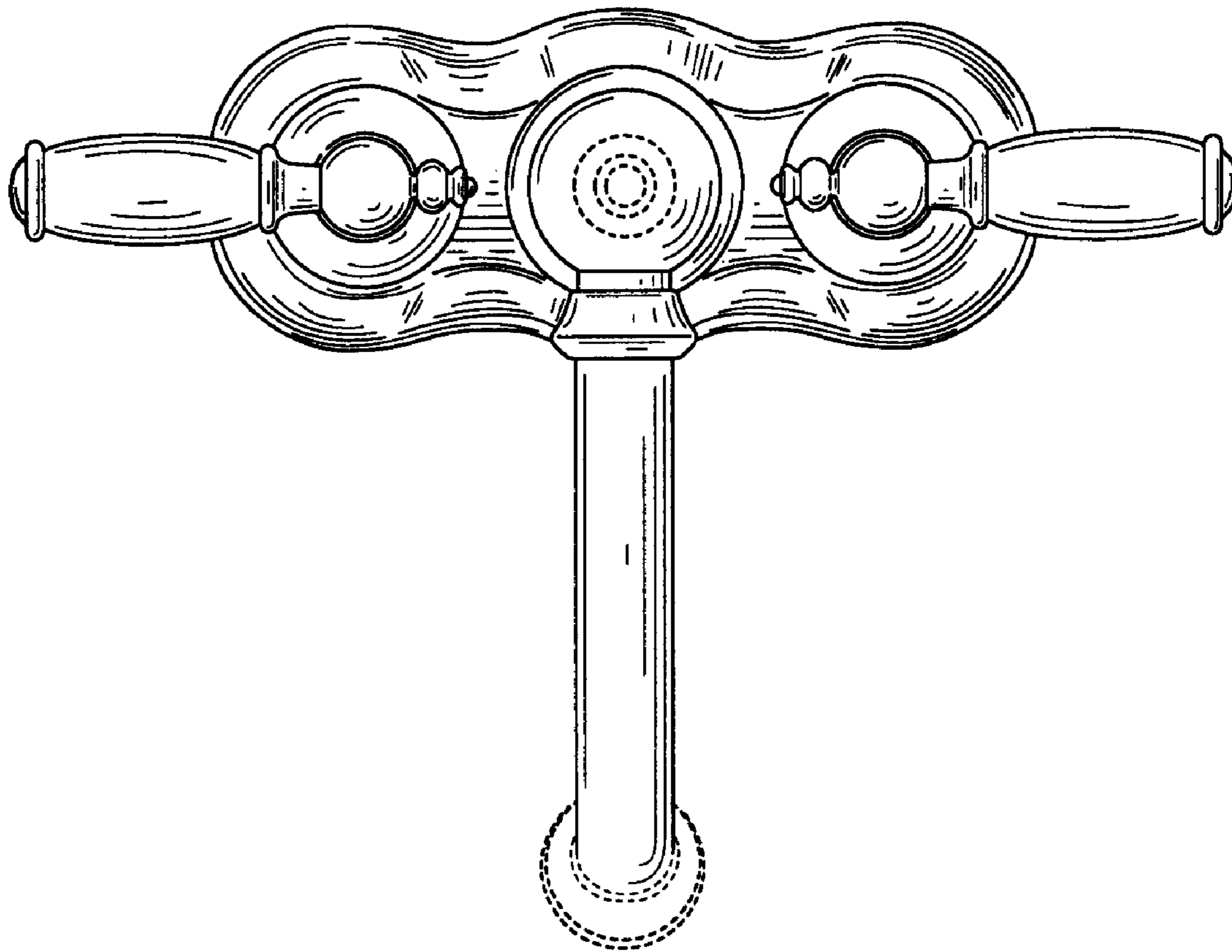


FIG. 5