



US00D535698S

(12) **United States Design Patent**  
**Shibata**

(10) **Patent No.:** **US D535,698 S**

(45) **Date of Patent:** **\*\* Jan. 23, 2007**

(54) **CAP FOR WRITING INSTRUMENT**

(75) Inventor: **Tomoaki Shibata**, Tokyo (JP)

(73) Assignee: **Pentel Kabushiki Kaisha** (JP)

(\*\*) Term: **14 Years**

(21) Appl. No.: **29/226,803**

(22) Filed: **Apr. 1, 2005**

(30) **Foreign Application Priority Data**

Oct. 15, 2004 (JP) ..... 2004-031387

(51) **LOC (8) Cl.** ..... **19-06**

(52) **U.S. Cl.** ..... **D19/57**

(58) **Field of Classification Search** ..... D19/36,  
D19/37, 41-51, 54-57; 24/11 R, 11 F, 11 P;  
401/52, 99, 100, 104, 105, 106, 107, 108,  
401/109, 192, 195, 243-247  
See application file for complete search history.

(56) **References Cited**

**U.S. PATENT DOCUMENTS**

1,311,574 A \* 7/1919 Palmer ..... 24/11 P

D409,660 S \* 5/1999 Izushima ..... D19/57  
D452,879 S \* 1/2002 Koike ..... D19/43  
D510,950 S \* 10/2005 Eddington et al. .... D19/57  
D523,083 S \* 6/2006 Furlong et al. .... D19/57  
2005/0201814 A1 \* 9/2005 Oas ..... 401/195

\* cited by examiner

*Primary Examiner*—Elizabeth A. Albert

(74) *Attorney, Agent, or Firm*—Adams & Wilks

(57) **CLAIM**

The ornamental design for a cap for writing instrument, as shown and described.

**DESCRIPTION**

FIG. 1 is a perspective view of a cap for writing instrument showing my new design;  
FIG. 2 is a front view thereof;  
FIG. 3 is a bottom view thereof;  
FIG. 4 is a rear view thereof;  
FIG. 5 is a left side view thereof;  
FIG. 6 is a right side view thereof; and,  
FIG. 7 is a sectional view taken along 7—7 in Fig. 2.

**1 Claim, 2 Drawing Sheets**

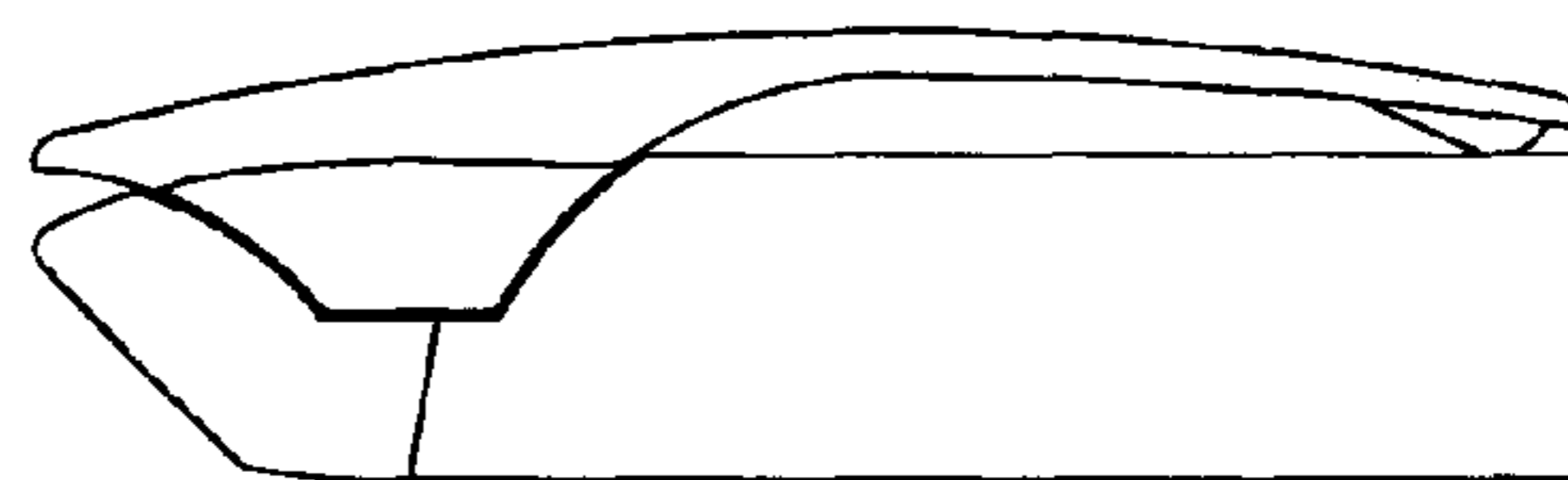
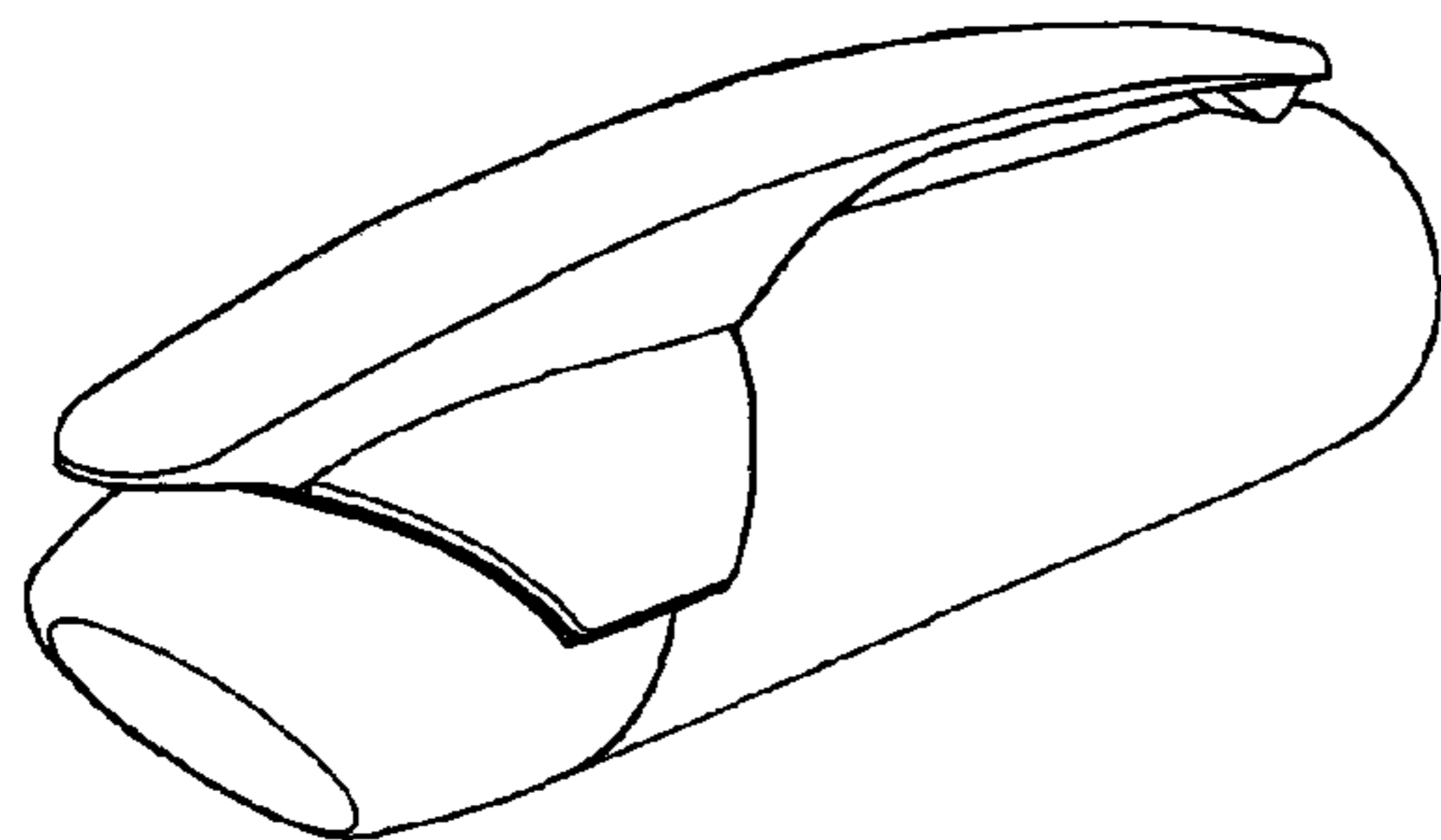


FIG. 1

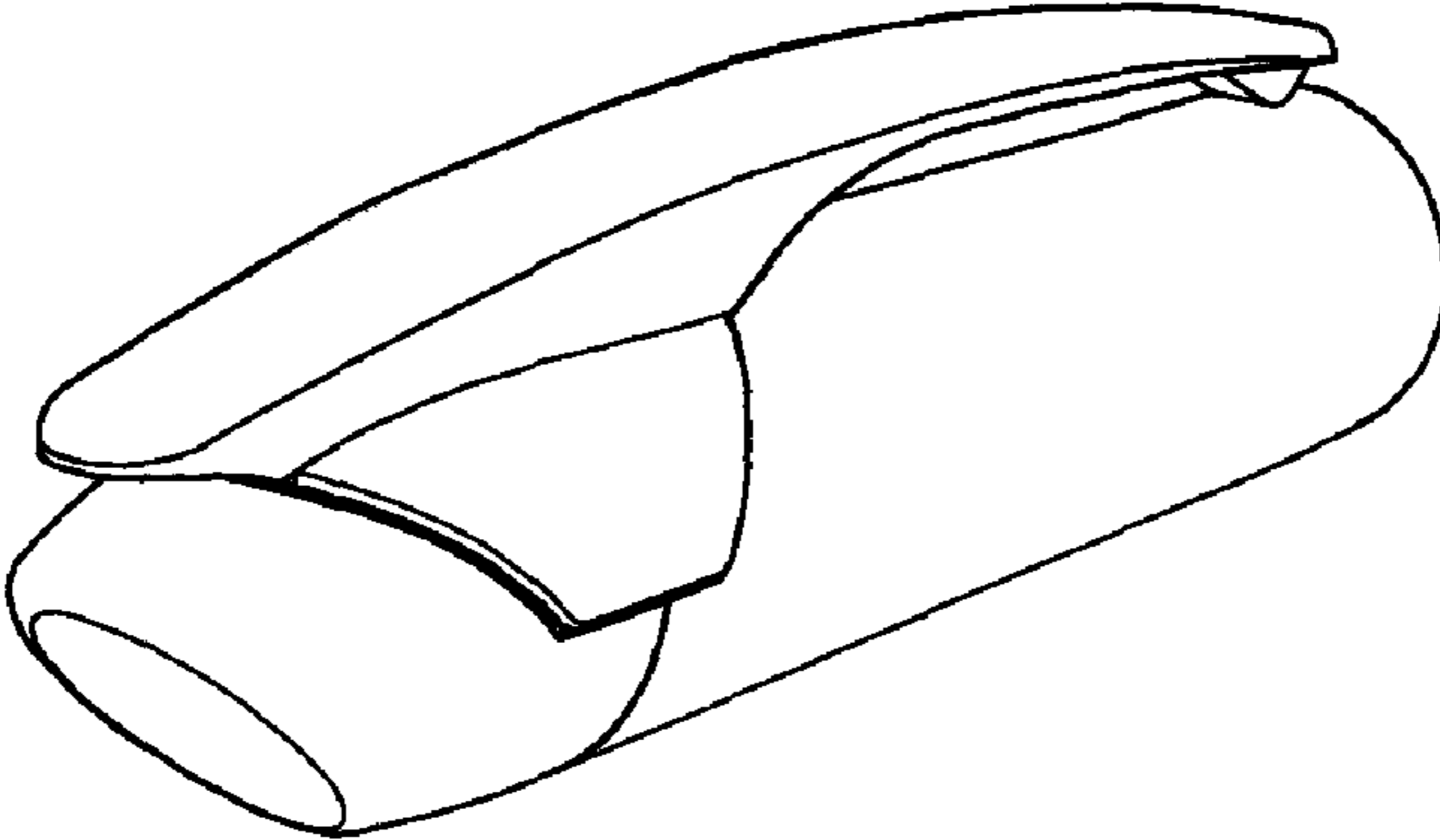


FIG. 2




FIG. 3

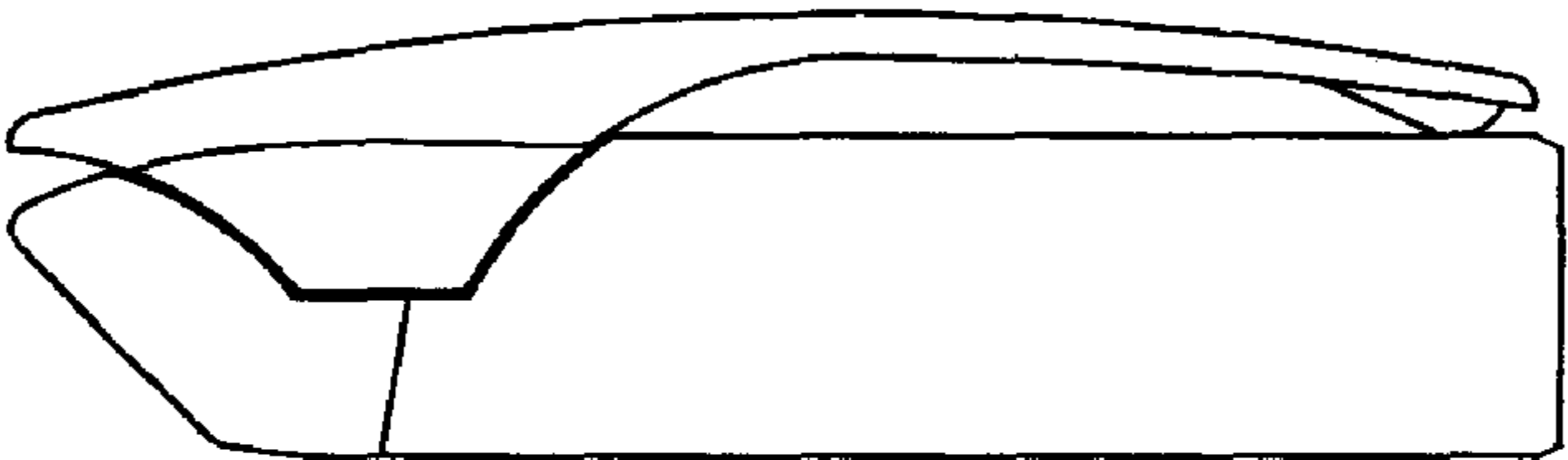


FIG. 4




FIG. 5

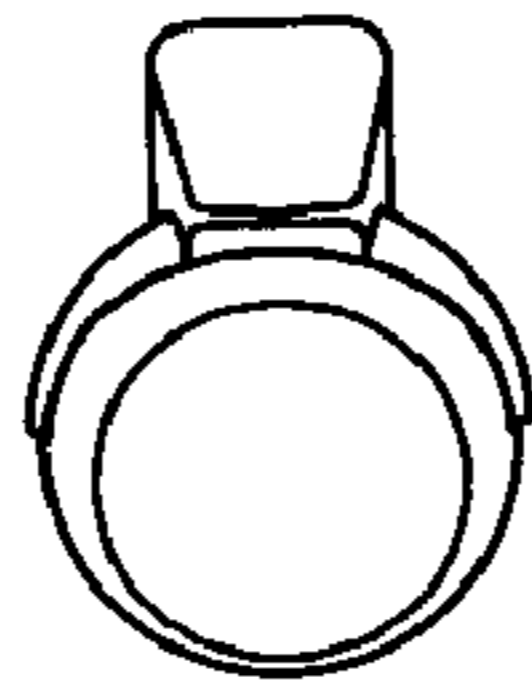


FIG. 6

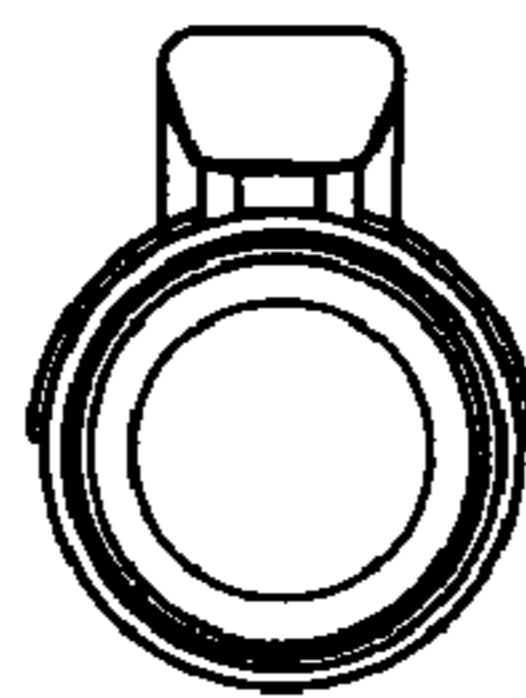


FIG. 7

