



US00D535696S

(12) **United States Design Patent**  
**Briggl**

(10) **Patent No.:** **US D535,696 S**

(45) **Date of Patent:** **\*\* Jan. 23, 2007**

(54) **PEN**

(75) **Inventor:** **Hariolf Briggl**, Böbingen (DE)

(73) **Assignee:** **Klio-Eterna Schreibgerate GmbH & Co. KG**, Wolfach (DE)

(\*\*) **Term:** **14 Years**

(21) **Appl. No.:** **29/231,259**

(22) **Filed:** **Jun. 2, 2005**

(30) **Foreign Application Priority Data**

Dec. 13, 2004 (EM) ..... 000267711

(51) **LOC (8) Cl.** ..... **19-06**

(52) **U.S. Cl.** ..... **D19/51**

(58) **Field of Classification Search** ..... D19/36,  
D19/37, 41-51, 54-57; 24/11 R, 11 F, 11 P;  
401/52, 99, 100, 104, 105, 106, 107, 108,  
401/109, 192, 195, 243-247

See application file for complete search history.

(56) **References Cited**

**U.S. PATENT DOCUMENTS**

D258,219 S \* 2/1981 Oka ..... D19/49

D406,862 S \* 3/1999 Schmidt et al. .... D19/51

D418,541 S \* 1/2000 Mayer ..... D19/50

D441,018 S \* 4/2001 Droege ..... D19/51

D443,642 S \* 6/2001 Tsuchikura ..... D19/36

D457,917 S \* 5/2002 Traut et al. .... D19/51

D471,591 S \* 3/2003 Lecce ..... D19/51

D511,545 S \* 11/2005 Chiaruttini ..... D19/51

\* cited by examiner

*Primary Examiner*—Elizabeth A. Albert

(74) *Attorney, Agent, or Firm*—Volpe and Koenig, PC

(57) **CLAIM**

The ornamental design for a pen, as shown and described.

**DESCRIPTION**

FIG. 1 is a rear elevational view of a pen showing my new design;

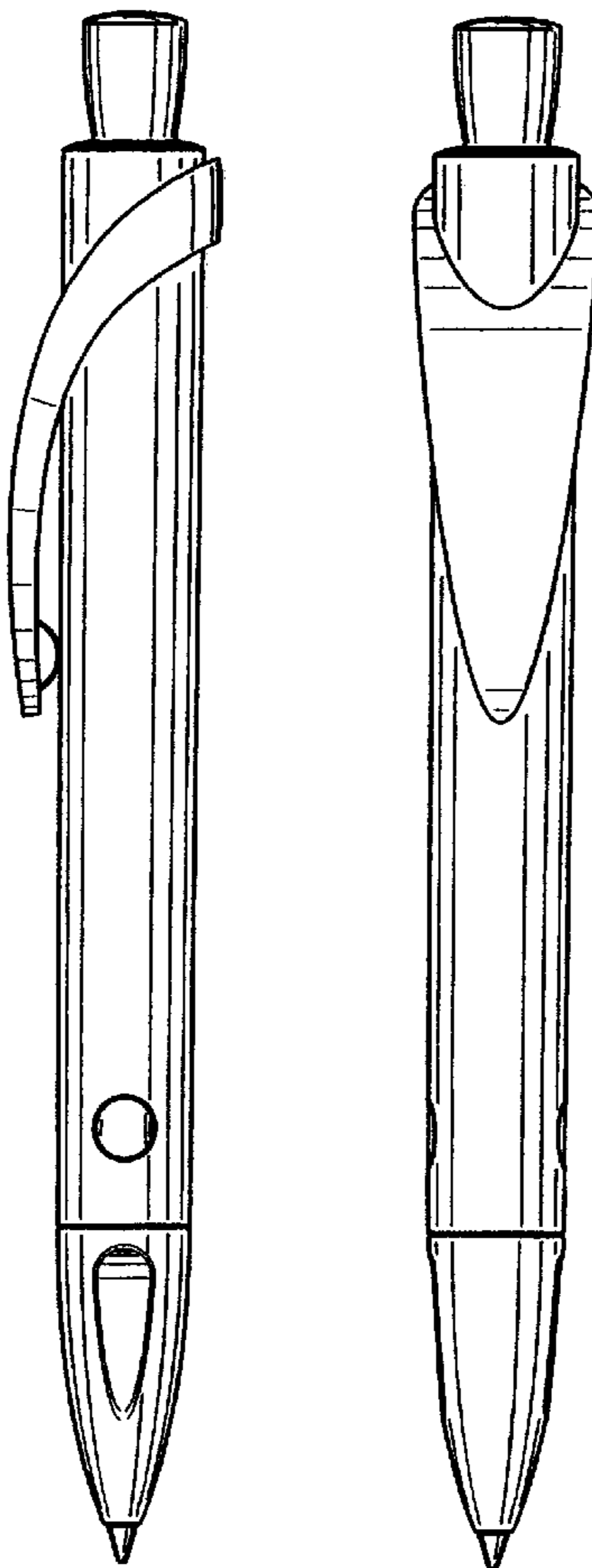
FIG. 2 is a side elevational view of the pen of FIG. 1, the opposite side elevational view being a mirror image thereof;

FIG. 3 is a front elevational view of the pen of FIG. 1;

FIG. 4 is a top plan view of the pen of FIG. 1; and,

FIG. 5 is a bottom plan view of the pen of FIG. 1.

**1 Claim, 1 Drawing Sheet**



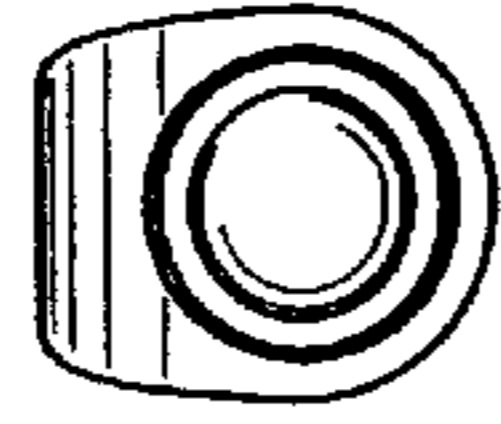


FIGURE 4

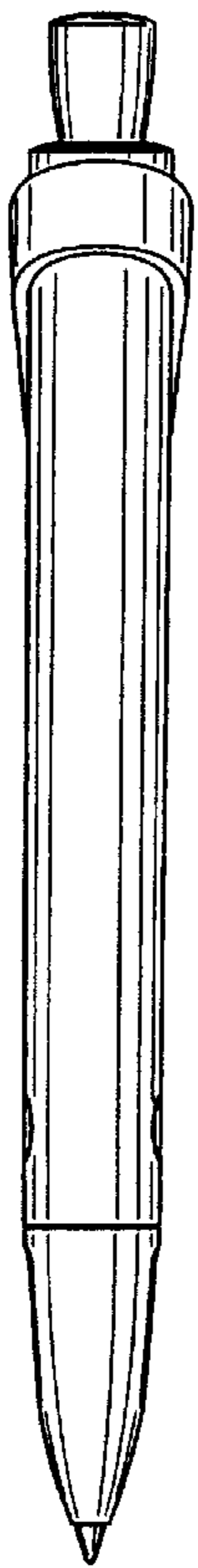


FIGURE 1

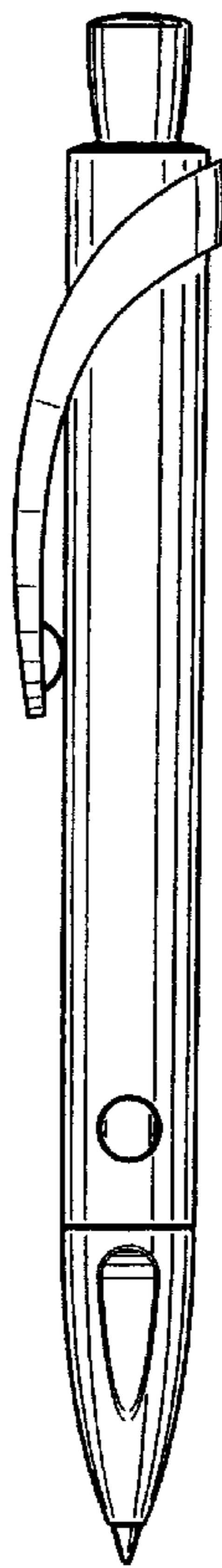


FIGURE 2

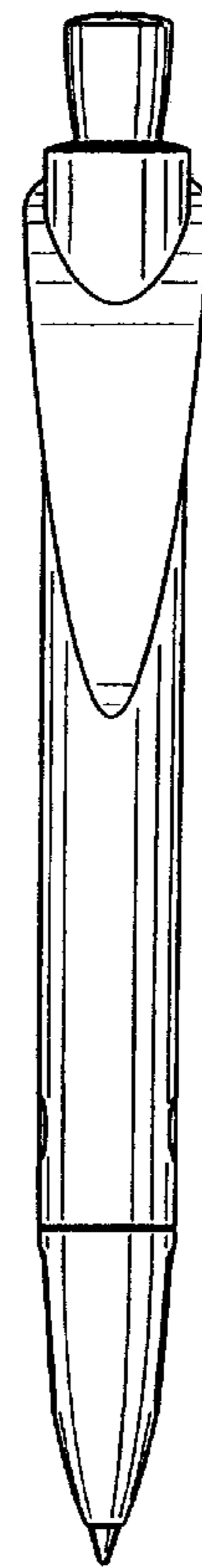


FIGURE 3

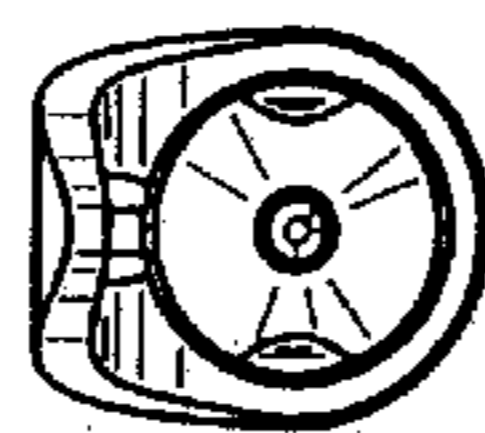


FIGURE 5