



US00D535669S

(12) **United States Design Patent**
Seum et al.

(10) **Patent No.:** **US D535,669 S**
(45) **Date of Patent:** **** Jan. 23, 2007**

(54) **REFRIGERATOR**

(75) Inventors: **Michael T. Seum**, St. Joseph, MI (US);
Steve S. Lee, St. Joseph, MI (US);
Mark W. Baldwin, St. Joseph, MI
(US); **Philip M. Thompson**, St. Joseph,
MI (US); **Jamian Cobbett**, Portland,
OR (US)

(73) Assignee: **Whirlpool Corporation**, Benton
Harbor, MI (US)

(**) Term: **14 Years**

(21) Appl. No.: **29/202,364**

(22) Filed: **Mar. 30, 2004**

(51) **LOC (8) Cl.** **15-07**

(52) **U.S. Cl.** **D15/91**

(58) **Field of Classification Search** D15/79,
D15/81, 83, 85, 86, 87, 91; D8/301; 312/3.6,
312/116, 138.1, 236, 405, 406; 62/125, 126;
16/412, 436

See application file for complete search history.

(56) **References Cited**

U.S. PATENT DOCUMENTS

- D379,095 S * 5/1997 Sparks D15/85
- D452,255 S * 12/2001 Chai et al. D15/85
- D474,211 S * 5/2003 Jones et al. D15/91
- D477,613 S * 7/2003 Yu et al. D15/83

- D482,704 S * 11/2003 Park et al. D15/81
- D495,719 S * 9/2004 Kirchner et al. D15/86
- D508,059 S * 8/2005 Seok et al. D15/86
- D508,925 S * 8/2005 Seok et al. D15/86
- D508,926 S * 8/2005 Seok et al. D15/86
- D511,955 S * 11/2005 Baldwin et al. D8/301
- D518,077 S * 3/2006 Lee et al. D15/91
- D520,535 S * 5/2006 Lee et al. D15/91

* cited by examiner

Primary Examiner—Mitchell Siegel

Assistant Examiner—Shanda C. Hill

(74) *Attorney, Agent, or Firm*—Clifton G. Green; Robert O.
Rice; John F. Colligan

(57) **CLAIM**

The ornamental design for a refrigerator, as shown and
described.

DESCRIPTION

FIG. 1 is a front perspective view of the first embodiment of
a refrigerator showing our new design;

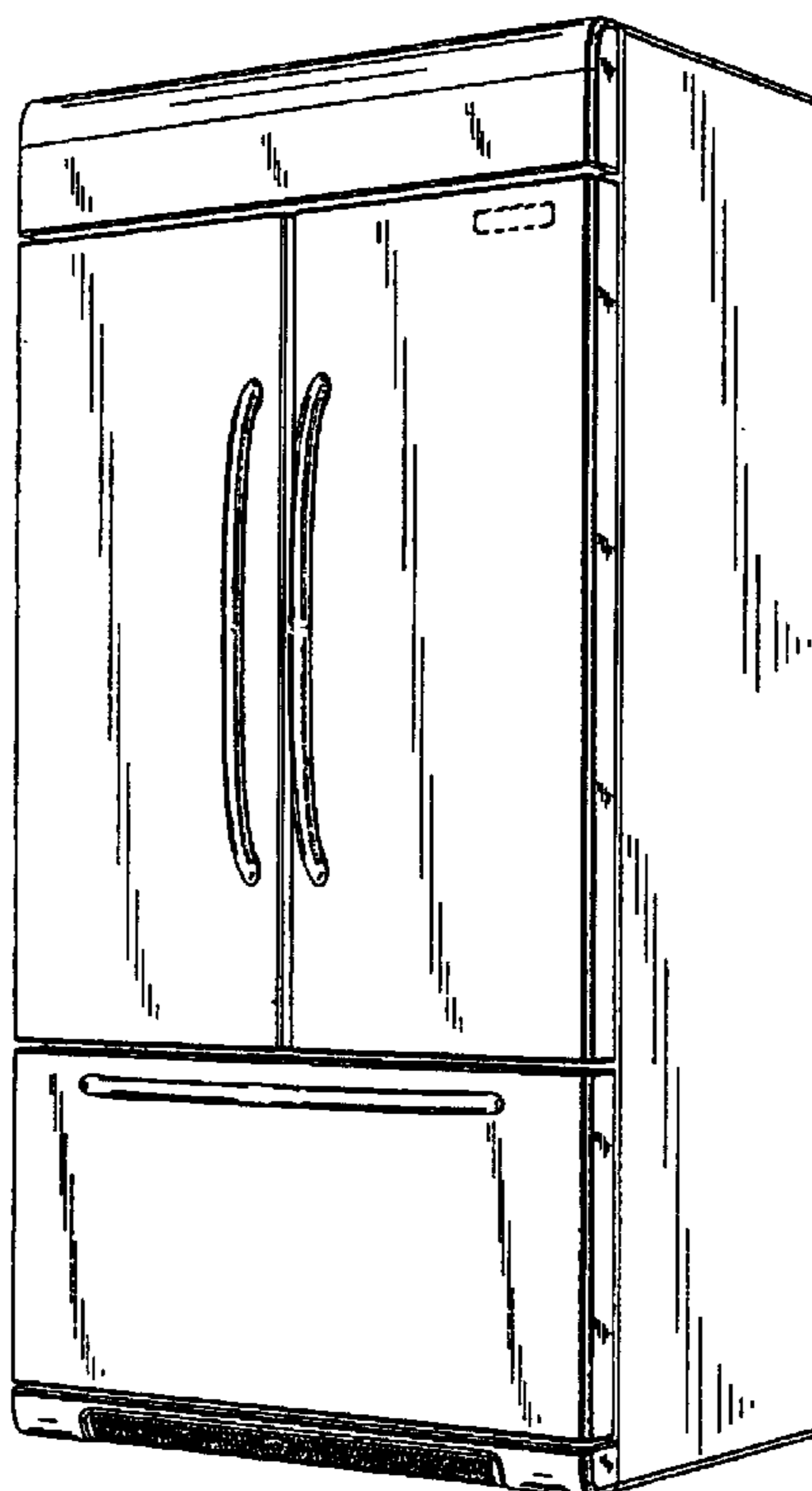
FIG. 2 is a front elevational view thereof;

FIG. 3 is a left side elevational view thereof, the right side
elevational view being a mirror image; and,

FIG. 4 is a top plan view thereof.

The broken lines shown in the drawing disclosure are for
illustrative purposes only and form no part of the claimed
design.

1 Claim, 3 Drawing Sheets



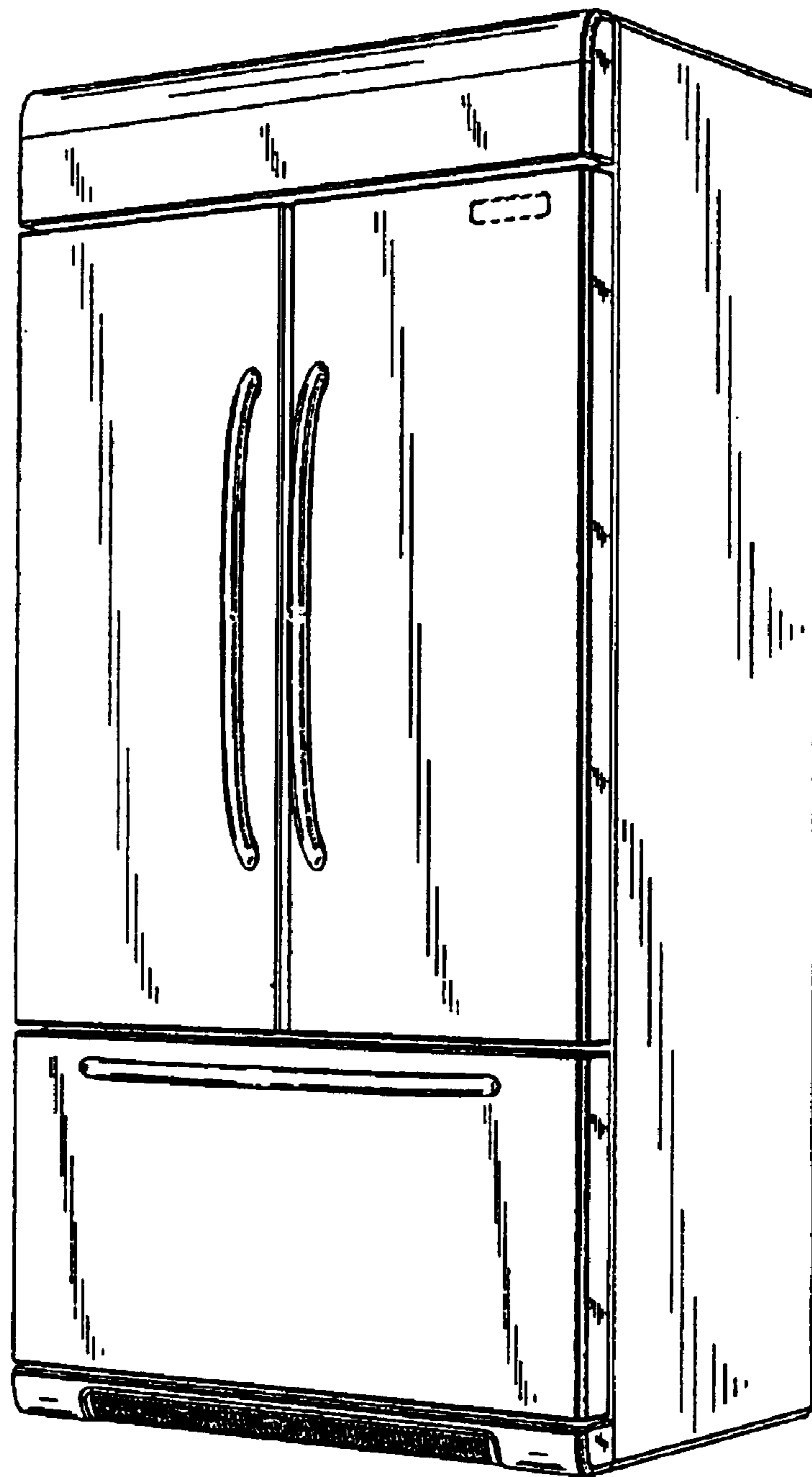


Fig. 1

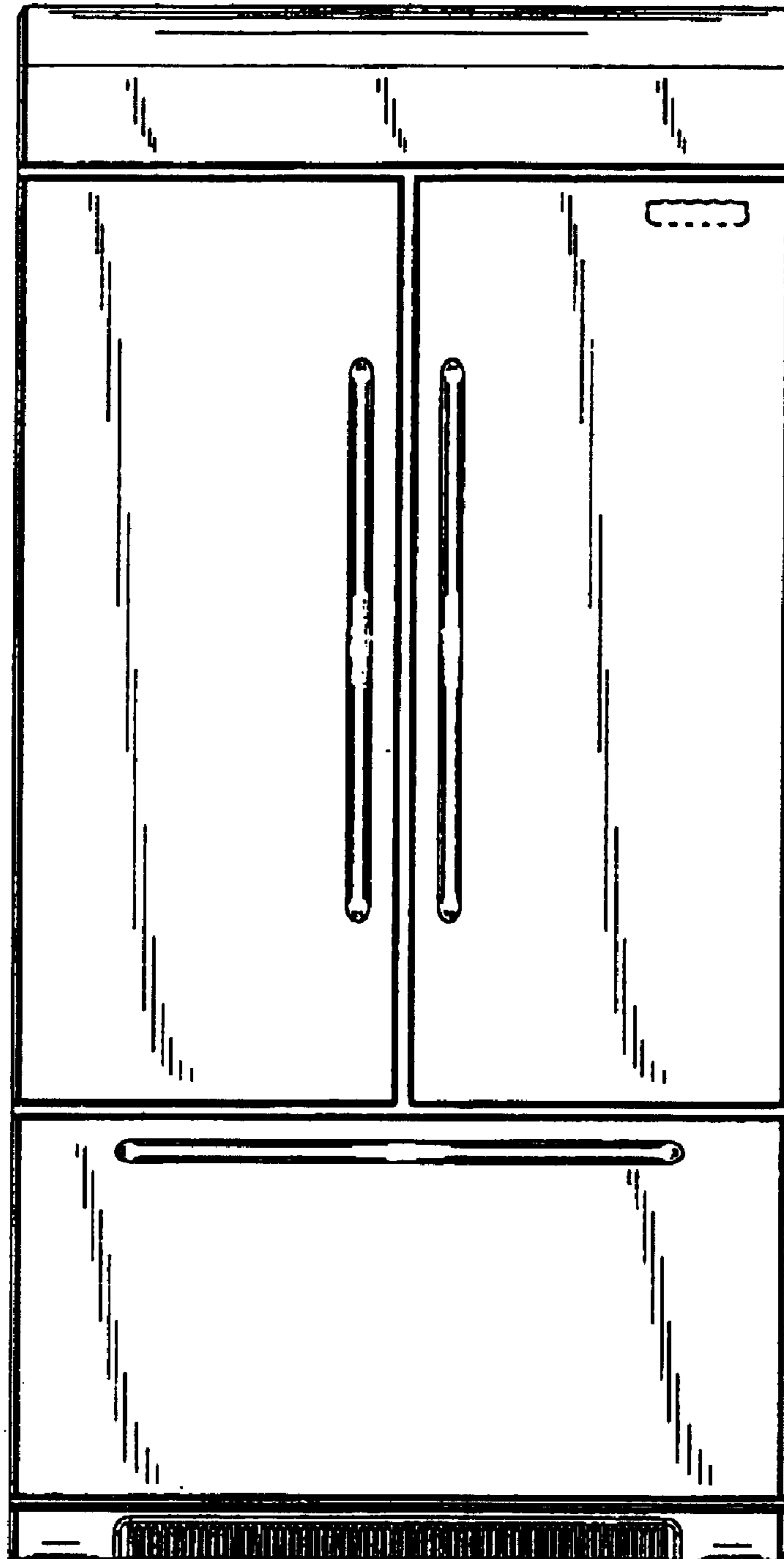


Fig. 2

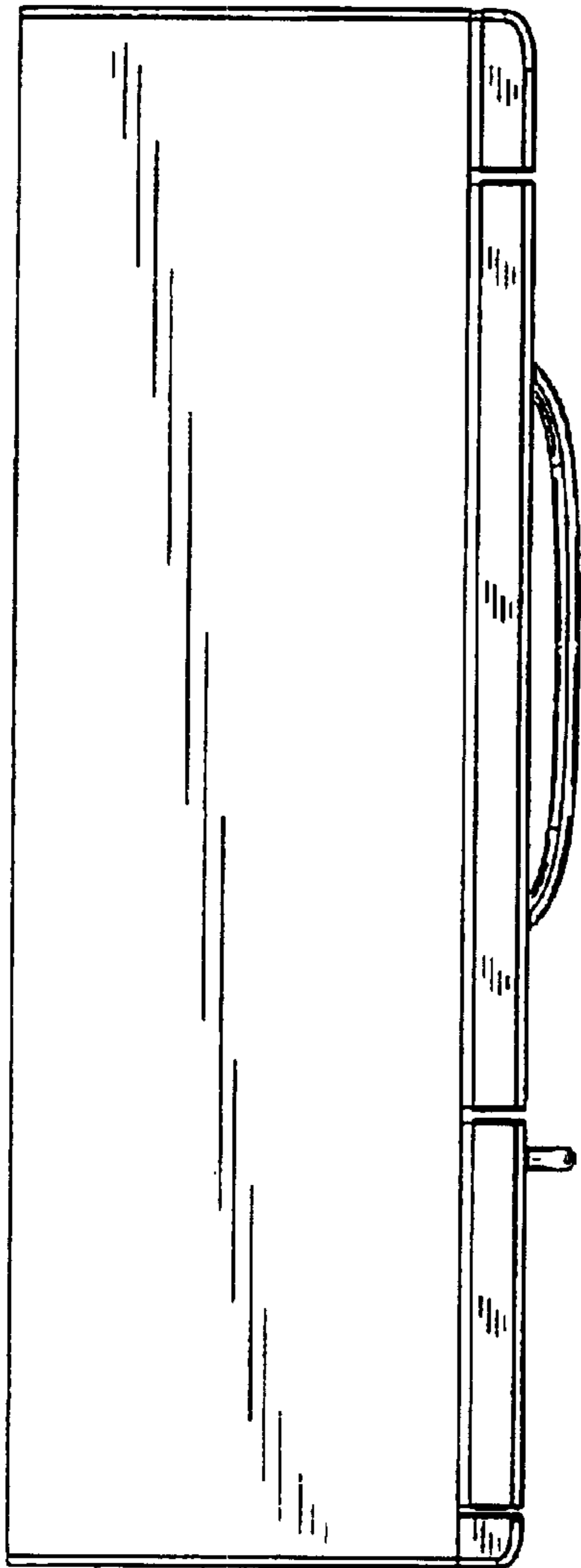


Fig. 3

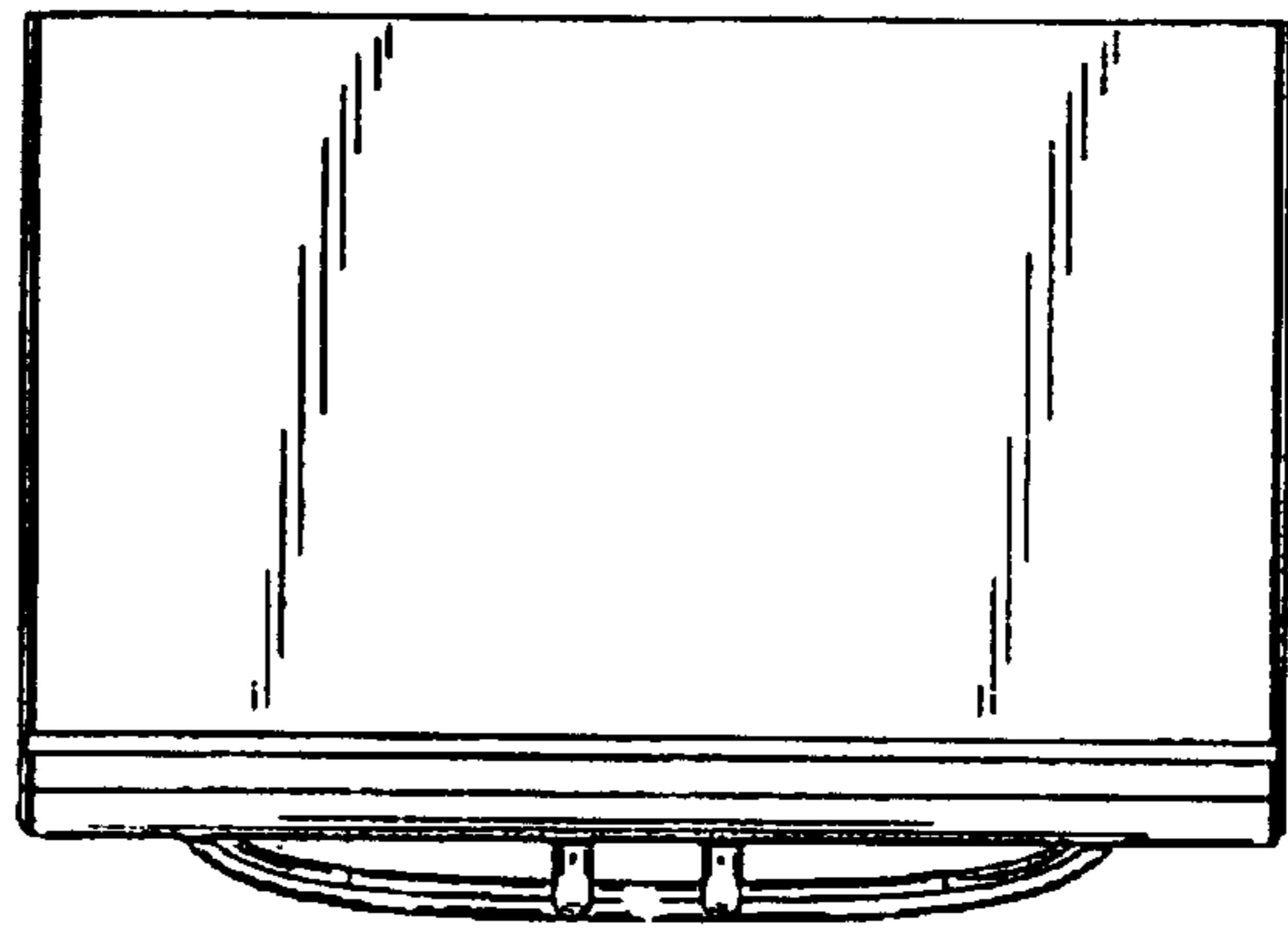


Fig. 4