



US00D535666S

(12) **United States Design Patent**  
**Nesco et al.**

(10) **Patent No.: US D535,666 S**

(45) **Date of Patent: \*\* Jan. 23, 2007**

(54) **LAWNMOWER BLADE**

(76) Inventors: **Keith J. Nesco**, 3806 Violet Ave.,  
Brooklyn Center, MN (US) 55429;  
**Patricia Nesco**, 3806 Violet Ave.,  
Brooklyn Center, MN (US) 55429

(\*\*) Term: **14 Years**

(21) Appl. No.: **29/190,827**

(22) Filed: **Sep. 26, 2003**

(51) **LOC (8) Cl. .... 15-03**

(52) **U.S. Cl. .... D15/17**

(58) **Field of Classification Search** ..... D15/14-17,  
D15/28; 56/295, 12.7, 255, 13.4, 17.5; 30/276,  
30/347, 390

See application file for complete search history.

(56) **References Cited**

**U.S. PATENT DOCUMENTS**

2,871,957 A 2/1959 Zacharias, Jr.  
3,589,112 A 6/1971 Frohmander  
3,964,243 A 6/1976 Knipe

4,409,781 A 10/1983 Blackstone  
4,610,129 A 9/1986 Bolger et al.  
D357,691 S 4/1995 Bryant  
D450,066 S \* 11/2001 Monesmith ..... D15/17  
D482,700 S \* 11/2003 Lancaster ..... D15/17  
D487,098 S \* 2/2004 Arfstrom et al. .... D15/17

\* cited by examiner

*Primary Examiner*—Mitchell Siegel

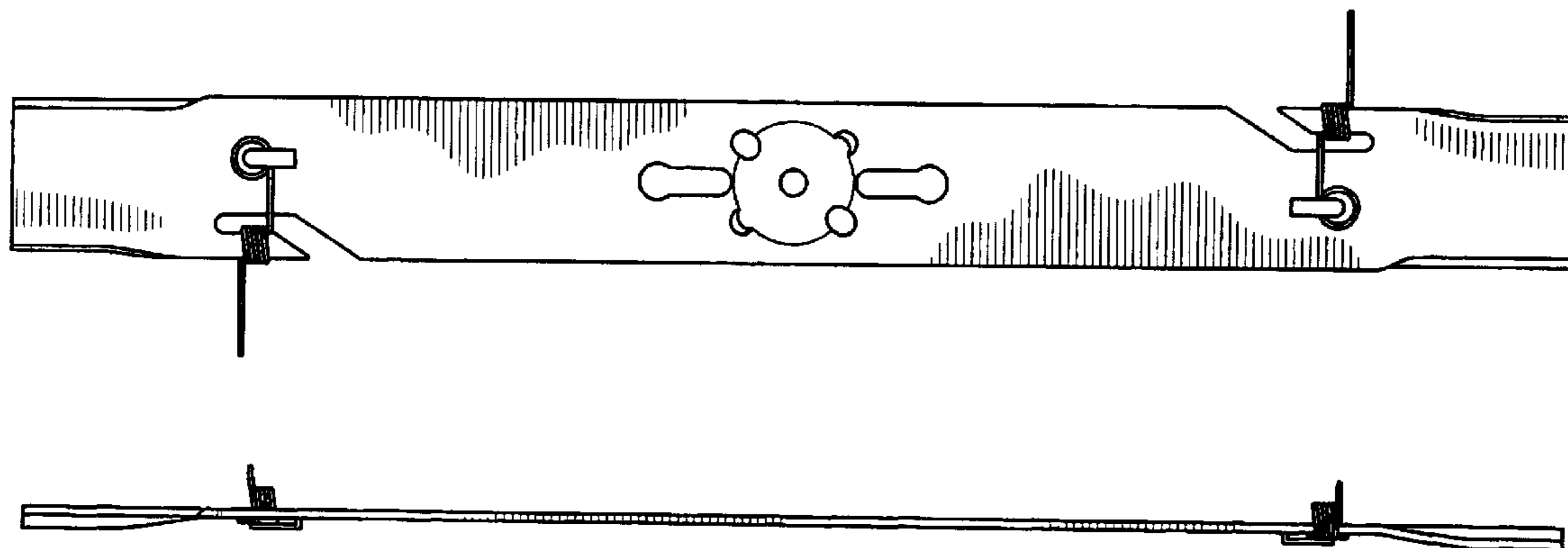
(57) **CLAIM**

The ornamental design for a lawnmower blade, as shown and described.

**DESCRIPTION**

FIG. 1 is a front elevational view of a lawnmower blade showing our new design;  
FIG. 2 is a rear elevational view thereof;  
FIG. 3 is a side view, taken from the left side of FIG. 1;  
FIG. 4 is a side view, taken from the right side of FIG. 1;  
FIG. 5 is a top plan view thereof; and,  
FIG. 6 is a bottom plan view thereof.

**1 Claim, 2 Drawing Sheets**



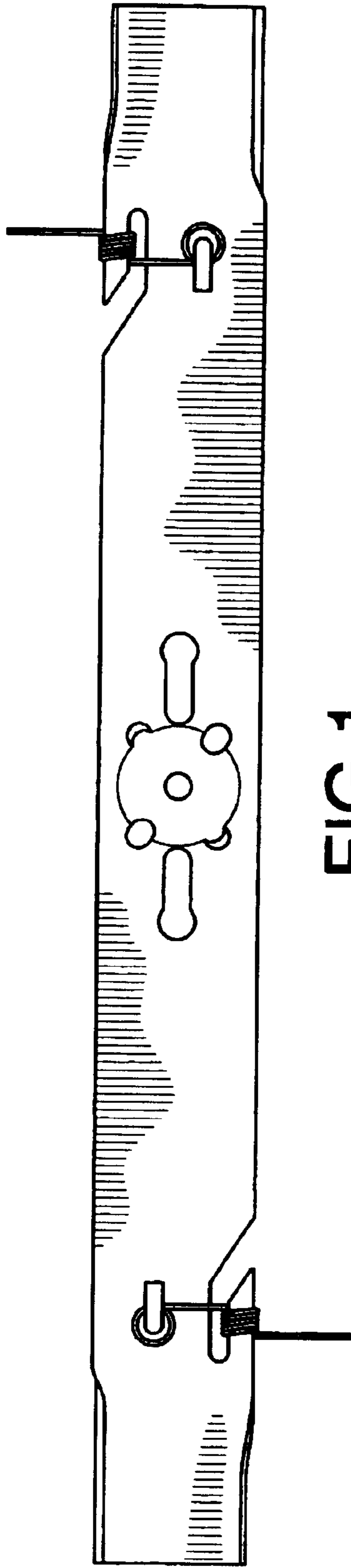


FIG. 1

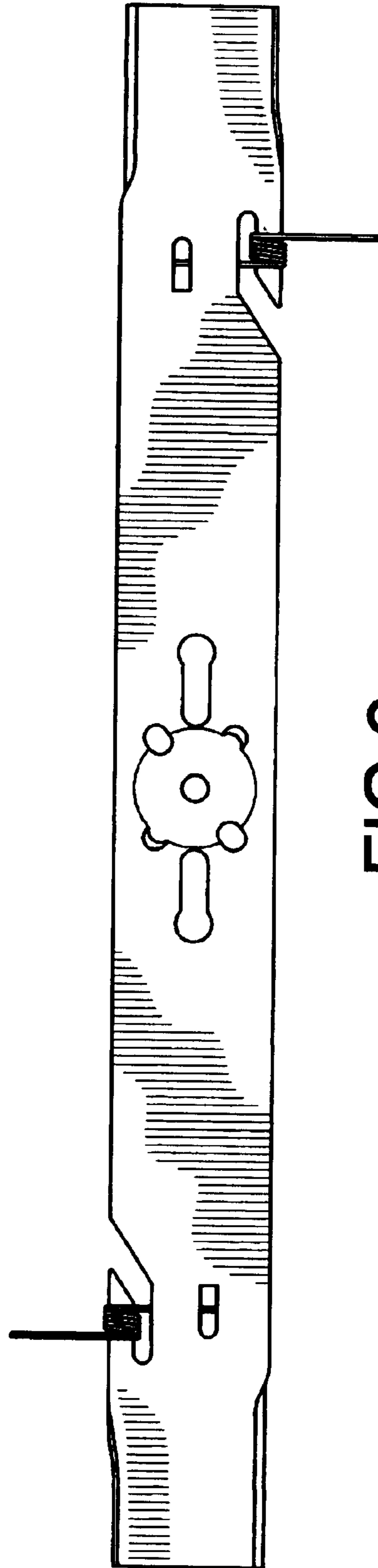


FIG. 2



FIG. 3




FIG. 4

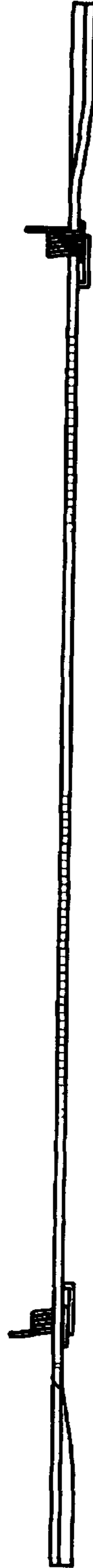


FIG. 5

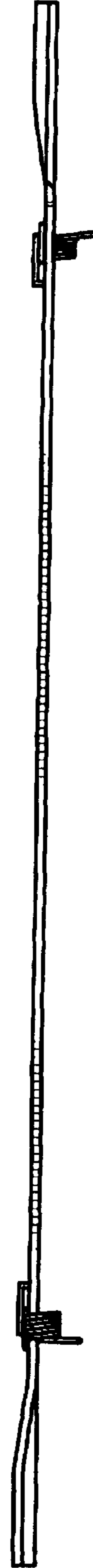


FIG. 6