



US00D535661S

(12) **United States Design Patent** (10) **Patent No.:** **US D535,661 S**
Gusmorino et al. (45) **Date of Patent:** **** *Jan. 23, 2007**

(54) **ICON FOR A PORTION OF A DISPLAY SCREEN**

(75) Inventors: **Paul Gusmorino**, Seattle, WA (US); **Greg S. Melander**, Redmond, WA (US); **Cornelis K. Van Dok**, Bellevue, WA (US); **Charles W. Stabb**, Seattle, WA (US)

(73) Assignee: **Microsoft Corporation**, Redmond, WA (US)

(*) Notice: This patent is subject to a terminal disclaimer.

(**) Term: **14 Years**

(21) Appl. No.: **29/228,378**

(22) Filed: **Apr. 22, 2005**

(51) **LOC (8) Cl.** **14-04**

(52) **U.S. Cl.** **D14/492**

(58) **Field of Classification Search** 715/500.1, 715/501.1, 526, 530-31, 539, 708, 711, 717, 715/723, 726, 733, 738, 753, 762, 763-4, 715/767-69, 778-82, 788, 790, 793-94, 715/797-8, 802-10, 835-40, 848-856, 862-63, 715/976, 978; 345/757, 782, 848, 852, 850, 345/809, 837, 798, 752, 163, 156, 537, 474, 345/836, 419, 649, 656, 659, 426, 427, 582, 345/428, 440, 660, 634, 902, 418, 629; D14/485-94; D18/24-33; D20/40, 11; D19/6; D21/324-33; 434/43, 38; 382/305; 400/76; 710/5, 73; 707/102, 707/2; 463/32, 16; 717/170; 705/26, 27

See application file for complete search history.

(56) **References Cited**

U.S. PATENT DOCUMENTS

6,012,072	A	*	1/2000	Lucas et al.	715/526
6,025,827	A	*	2/2000	Bullock et al.	715/500.1
6,118,445	A	*	9/2000	Nonomura et al.	715/723
6,133,918	A	*	10/2000	Conrad et al.	715/804
6,266,058	B1	*	7/2001	Meyer	715/733
6,462,756	B1	*	10/2002	Hansen et al.	715/764
6,599,325	B1	*	7/2003	Gauthier et al.	715/526
6,741,959	B1	*	5/2004	Kaiser	704/7
2001/0016859	A1	*	8/2001	Sekido et al.	707/530
2002/0080180	A1	*	6/2002	Mander et al.	345/769
2003/0132972	A1	*	7/2003	Pang	345/835

* cited by examiner

Primary Examiner—M. H. Tung

Assistant Examiner—Susan Moon Lee

(74) *Attorney, Agent, or Firm*—Banner & Witcoff, Ltd.


(57) **CLAIM**

The ornamental design for an icon for a portion of a display screen, as shown and described.

DESCRIPTION

FIG. 1 is a front view of a first embodiment of an icon for a portion of a display screen showing our new design; FIG. 2 is a front view of a second embodiment of an icon for a portion of a display screen; and, FIG. 3 is a front view of a third embodiment of an icon for a portion of a display screen. The broken line showing of a portion of a display screen throughout all embodiments is for illustrative purposes only and forms no part of the claimed design.

1 Claim, 3 Drawing Sheets






FIG. 1




FIG. 2

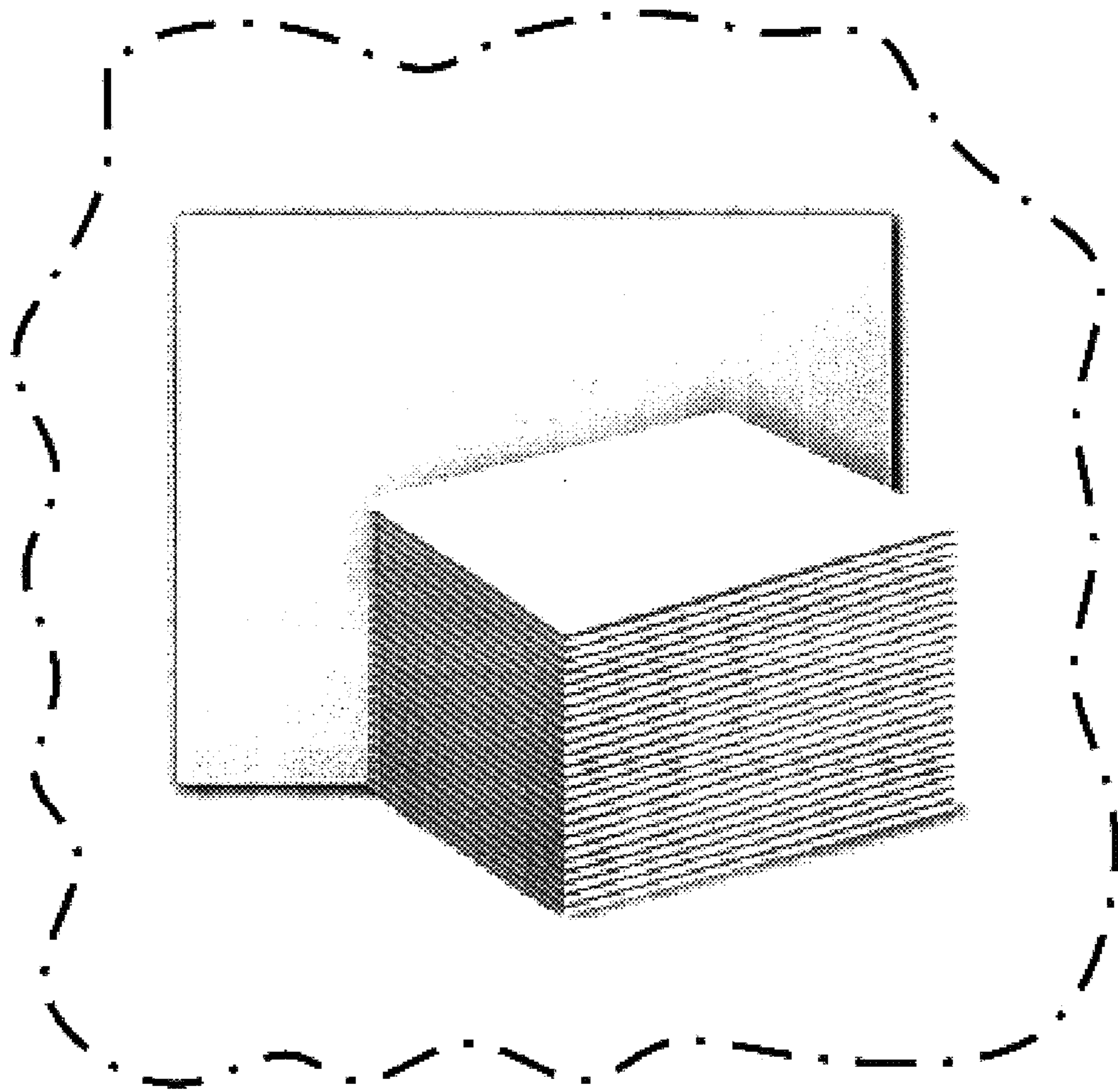


FIG. 3