

US00D535651S

(12) **United States Design Patent**
Wong et al.

(10) **Patent No.: US D535,651 S**
(45) **Date of Patent: ** Jan. 23, 2007**

(54) **WIRELESS NETWORK DEVICE**
(75) Inventors: **Shih-Chi Wong**, Tu-Cheng (TW);
Nai-Yo Chi, TuCheng (TW)
(73) Assignee: **Hon Hai Precision Industry Co. Ltd.**,
Taipei Hsien (TW)
(**) Term: **14 Years**

D470,848 S * 2/2003 Morooka D14/433
D470,852 S 2/2003 Kim
D486,480 S * 2/2004 Tanaka D14/242
D493,165 S * 7/2004 Kiple et al. D14/242
D494,156 S 8/2004 Chen et al.
D499,087 S * 11/2004 Peng et al. D14/240
D505,428 S * 5/2005 Yagihashi D14/496
D510,343 S * 10/2005 Wallace et al. D14/240
D514,563 S * 2/2006 Kuramashi et al. D14/358
D516,019 S * 2/2006 Ohsako et al. D13/103
D522,510 S * 6/2006 Su D14/384

(21) Appl. No.: **29/252,258**
(22) Filed: **Jan. 20, 2006**

* cited by examiner

(30) **Foreign Application Priority Data**
Dec. 30, 2005 (CN) 2005 3 0158915

Primary Examiner—Robin Webster
Assistant Examiner—Karen E. Patterson
(74) *Attorney, Agent, or Firm*—Wei-Te Chung

(51) **LOC (8) Cl.** **14-02**
(52) **U.S. Cl.** **D14/240; D14/357**
(58) **Field of Classification Search** D14/242,
D14/496, 125, 135-6, 167, 300-2, 314, 341,
D14/355-8, 362-70, 383, 385, 433, 348,
D14/353, 156; 379/413.04; 220/4.01-4.02;
361/679, 685-6; D13/103
See application file for complete search history.

(57) **CLAIM**


The ornamental design for a wireless network device, as shown and described.

(56) **References Cited**
U.S. PATENT DOCUMENTS
D322,963 S * 1/1992 Kittirutsunetorn D14/242
D369,350 S * 4/1996 Takahashi D14/351
D387,347 S * 12/1997 McGugan D14/149
D461,187 S * 8/2002 Andre et al. D14/356

DESCRIPTION

FIG. 1 is an isometric view of a wireless network device of my new design;
FIG. 2 is a front elevational view thereof;
FIG. 3 is a rear elevational view thereof;
FIG. 4 is a left side elevational view thereof;
FIG. 5 is a right side elevational view thereof;
FIG. 6 is a top plan view thereof; and,
FIG. 7 is a bottom plan view thereof.

1 Claim, 5 Drawing Sheets






FIG. 1

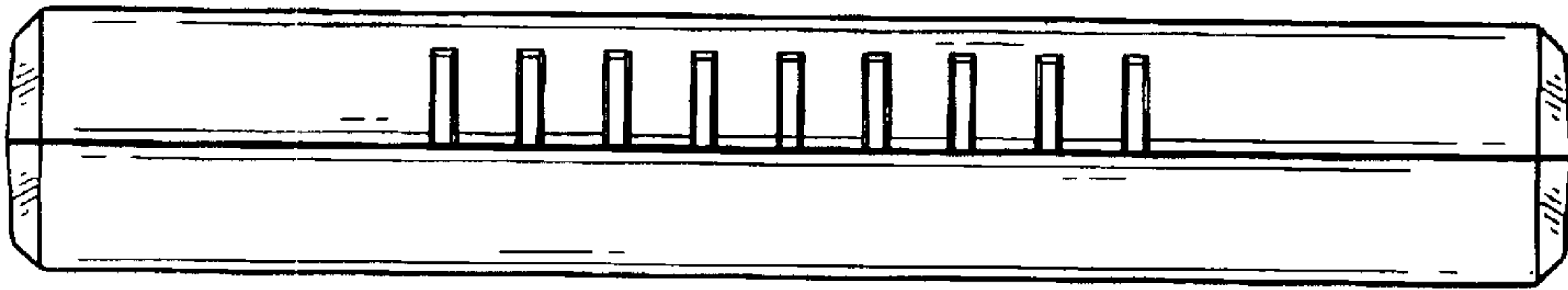


FIG. 2

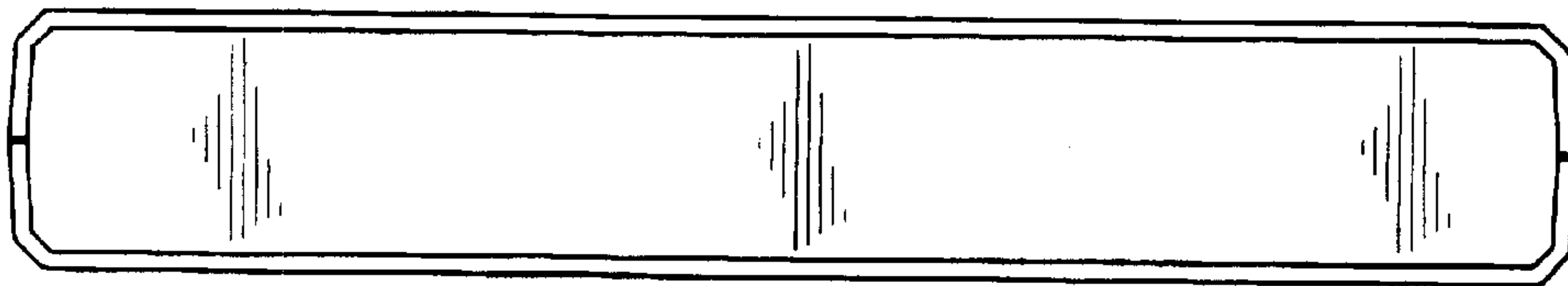


FIG. 3

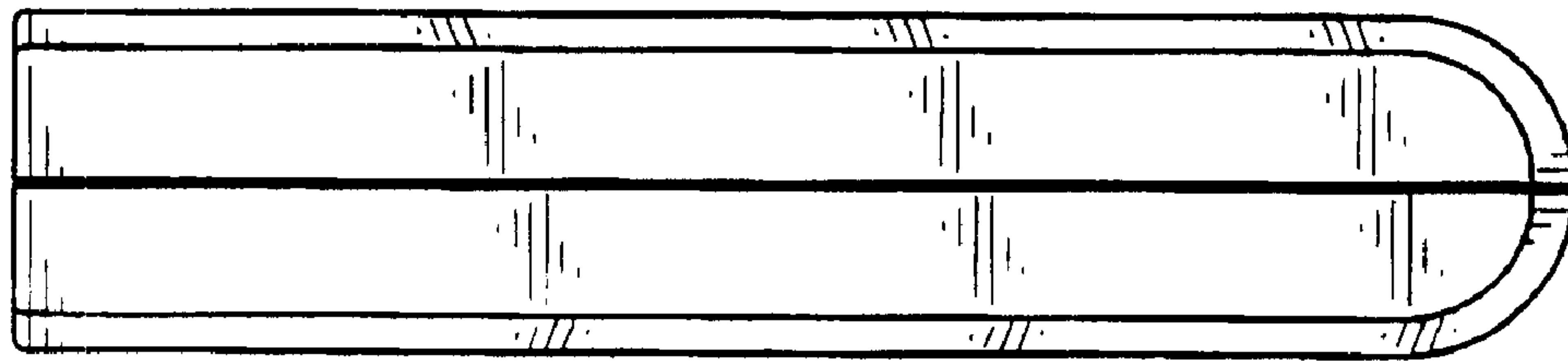


FIG. 4

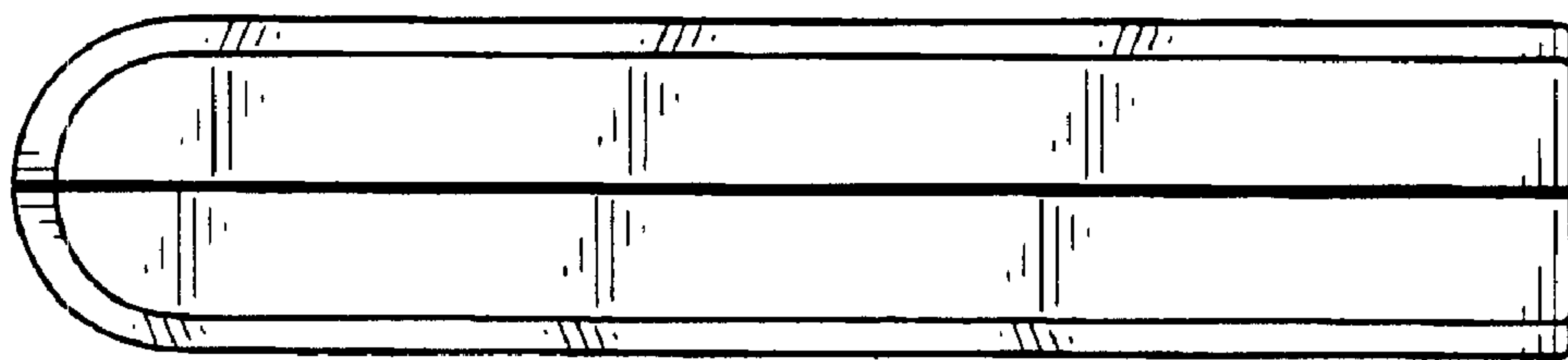


FIG. 5

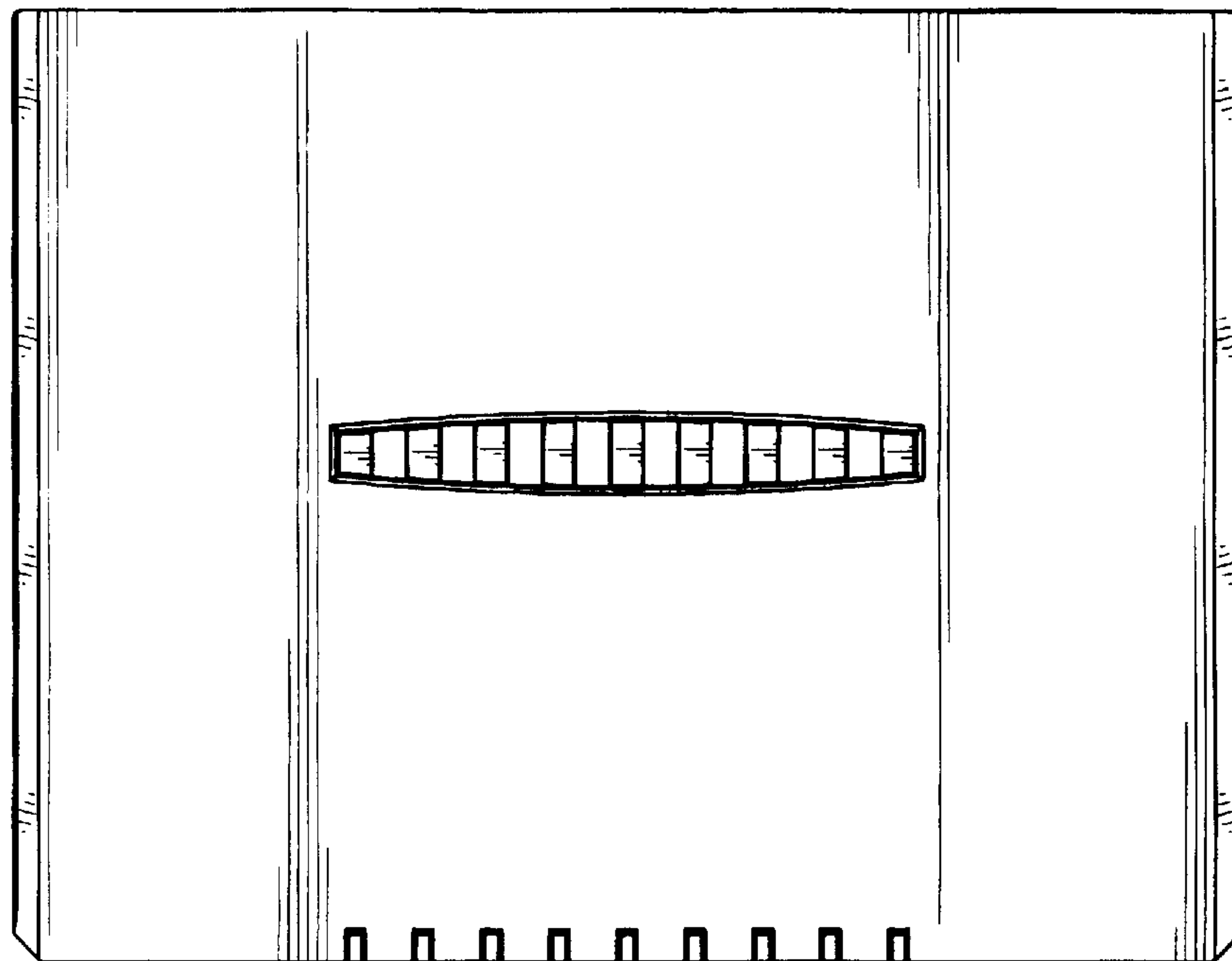


FIG. 6




FIG. 7