



US00D535633S

(12) **United States Design Patent**  
**Cho**

(10) **Patent No.:** **US D535,633 S**  
(45) **Date of Patent:** **\*\* Jan. 23, 2007**

(54) **MOBILE PHONE**

(75) Inventor: **Yoo Seok Cho**, Gyeonggi-do (KR)

(73) Assignee: **LG Electronics Inc.**, Seoul (KR)

(\*\*) Term: **14 Years**

(21) Appl. No.: **29/219,882**

(22) Filed: **Dec. 27, 2004**

(30) **Foreign Application Priority Data**

Jun. 28, 2004 (KR) ..... 30-2004-0019359

(51) **LOC (8) Cl.** ..... **14-03**

(52) **U.S. Cl.** ..... **D14/138**

(58) **Field of Classification Search** ..... D14/137,  
D14/138, 147-148, 247-248, 144, 341-347;  
379/433.01-433.13, 434; D21/517; 455/575.3,  
455/566, 575.1; 345/169  
See application file for complete search history.

(56) **References Cited**

**U.S. PATENT DOCUMENTS**

D481,697 S	*	11/2003	Rausch et al.	.....	D14/138
D489,344 S	*	5/2004	Lee et al.	.....	D14/138
6,731,959 B1	*	5/2004	Kumagai et al.	.....	455/575.3
D490,792 S	*	6/2004	Lee	.....	D14/138
D496,021 S	*	9/2004	Jang	.....	D14/138
D497,604 S	*	10/2004	Lee	.....	D14/138
D497,894 S	*	11/2004	Kim	.....	D14/138
D498,468 S	*	11/2004	Seo	.....	D14/138
D500,016 S	*	12/2004	Kim	.....	D14/138
D501,837 S	*	2/2005	Kim et al.	.....	D14/138

D502,161 S	*	2/2005	Kim et al.	.....	D14/138
D502,458 S	*	3/2005	Chung et al.	.....	D14/138
D506,454 S	*	6/2005	Kim et al.	.....	D14/138
D507,554 S	*	7/2005	Kim	.....	D14/138
D508,033 S	*	8/2005	Kim et al.	.....	D14/138
D508,034 S	*	8/2005	Liao	.....	D14/138
D508,238 S	*	8/2005	Kim et al.	.....	D14/138
D508,686 S	*	8/2005	Kim et al.	.....	D14/138
2002/0058527 A1	*	5/2002	Kawasaki et al.	.....	455/550
2004/0077385 A1	*	4/2004	Makino et al.	.....	455/575.1
2004/0189609 A1	*	9/2004	Estes et al.	.....	345/169
2005/0113156 A1	*	5/2005	Park et al.	.....	455/575.4
2005/0186985 A1	*	8/2005	Im et al.	.....	455/550.1

\* cited by examiner

*Primary Examiner*—Jeffrey Asch

(74) *Attorney, Agent, or Firm*—Birch, Stewart, Kolasch & Birch, LLP

(57) **CLAIM**

I claim the ornamental design for mobile phone, as shown and described.

**DESCRIPTION**

FIG. 1 is a Perspective view of mobile phone showing the new design:

FIG. 2 is a Front Elevation View thereof;

FIG. 3 is a Rear Elevation View thereof;

FIG. 4 is a Left-side Elevation View thereof;

FIG. 5 is a Right-side Elevation View thereof;

FIG. 6 is a Top Plan View thereof; and

FIG. 7 is a Bottom Plan View thereof; and,

FIG. 8 is a Front Elevation View in the open position thereof.

**1 Claim, 5 Drawing Sheets**

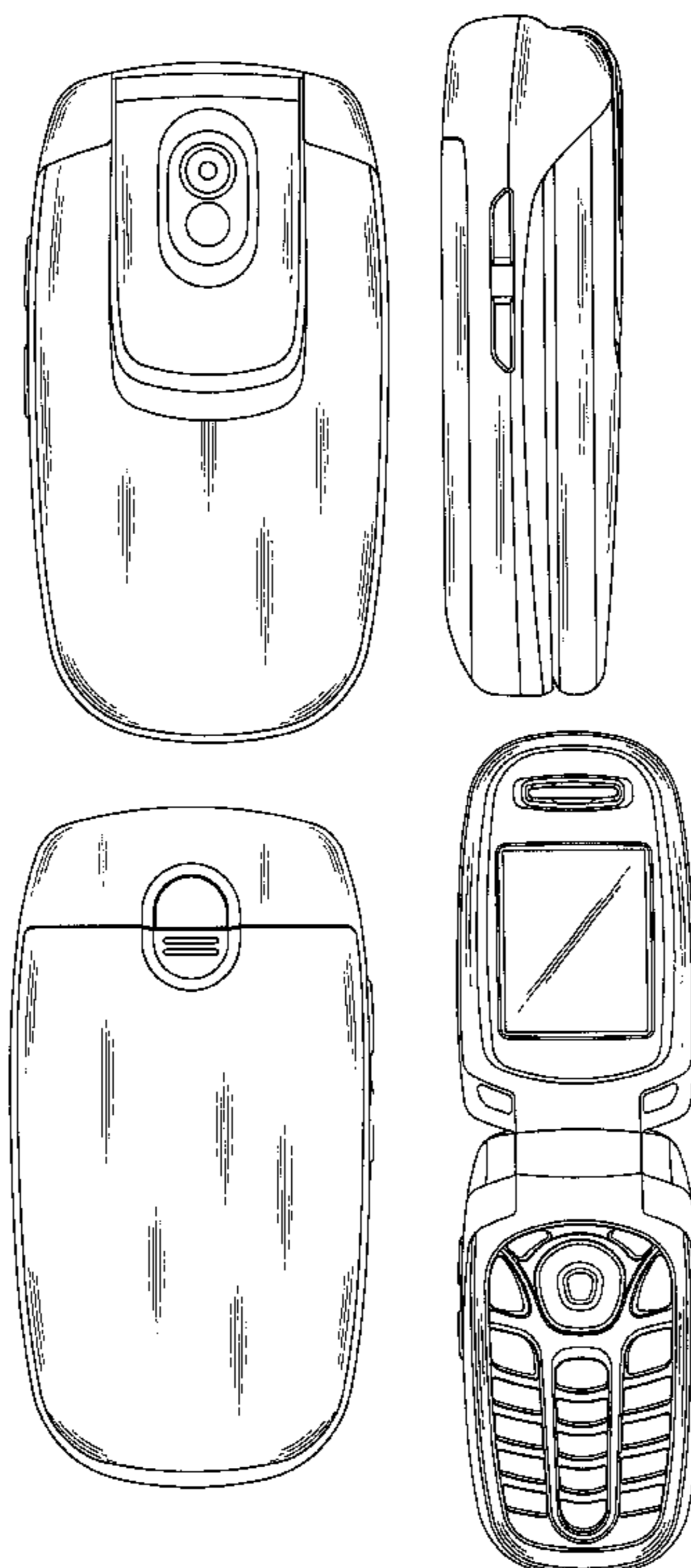


FIG. 1

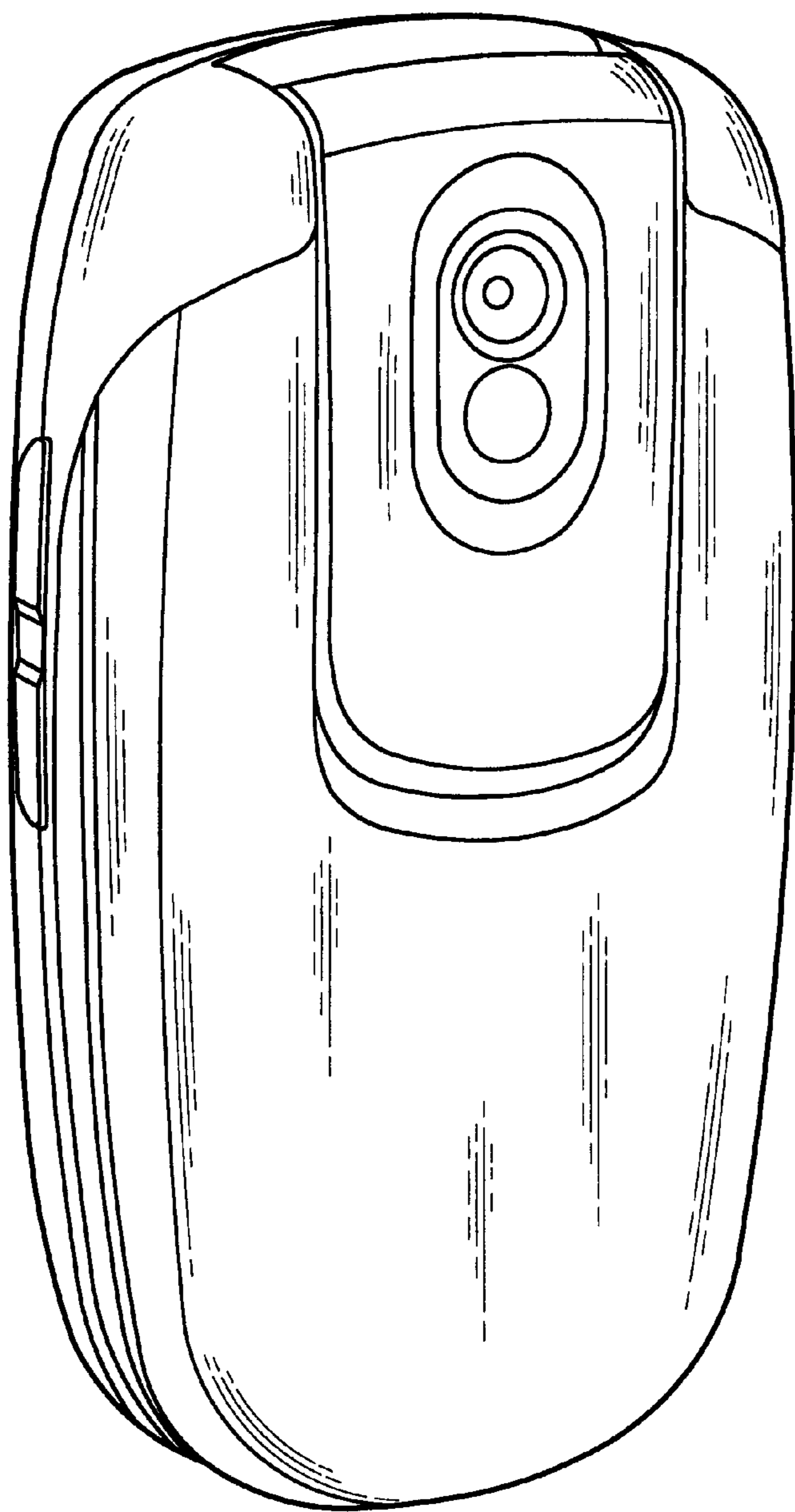


FIG. 2

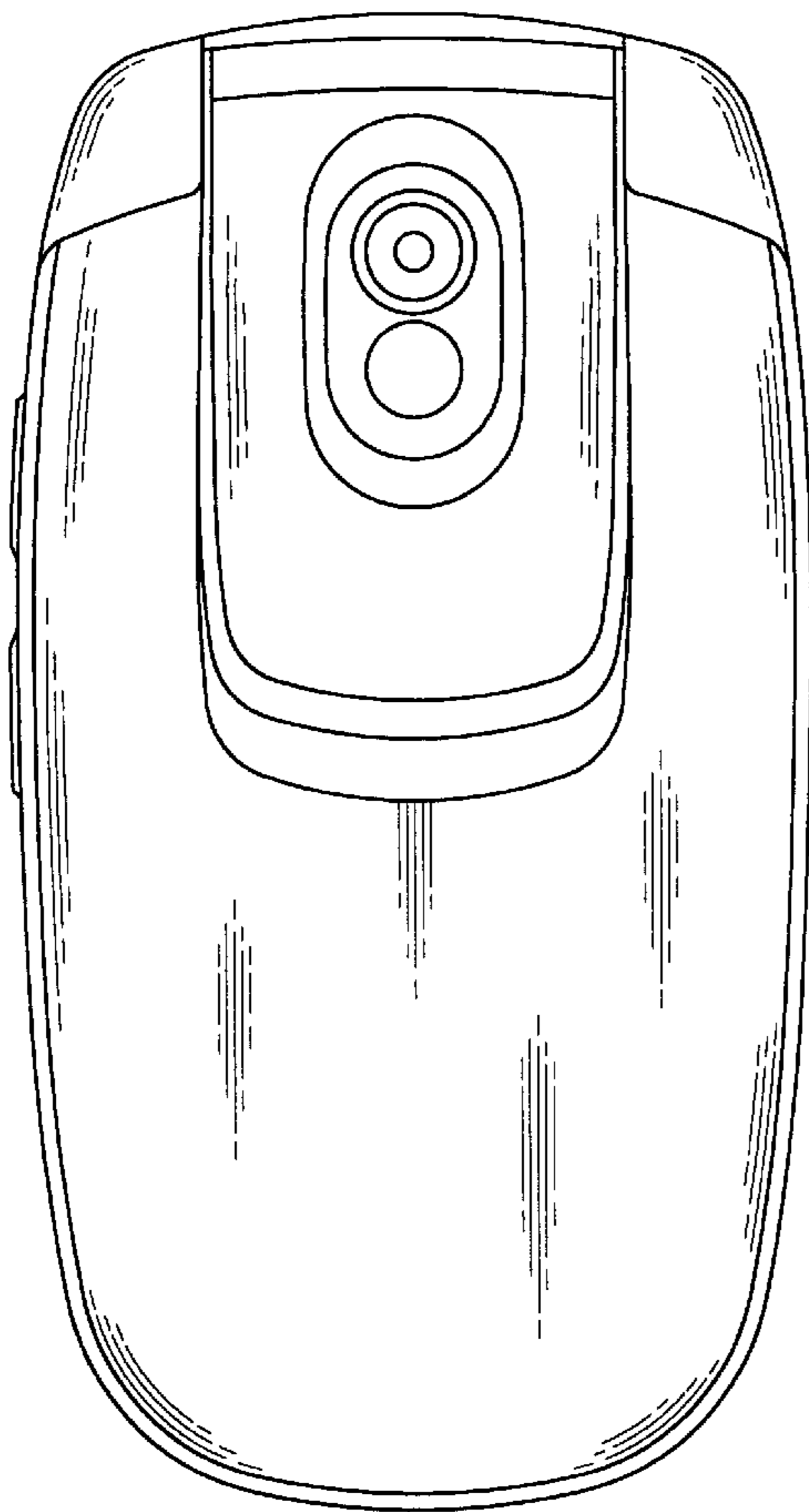


FIG. 3

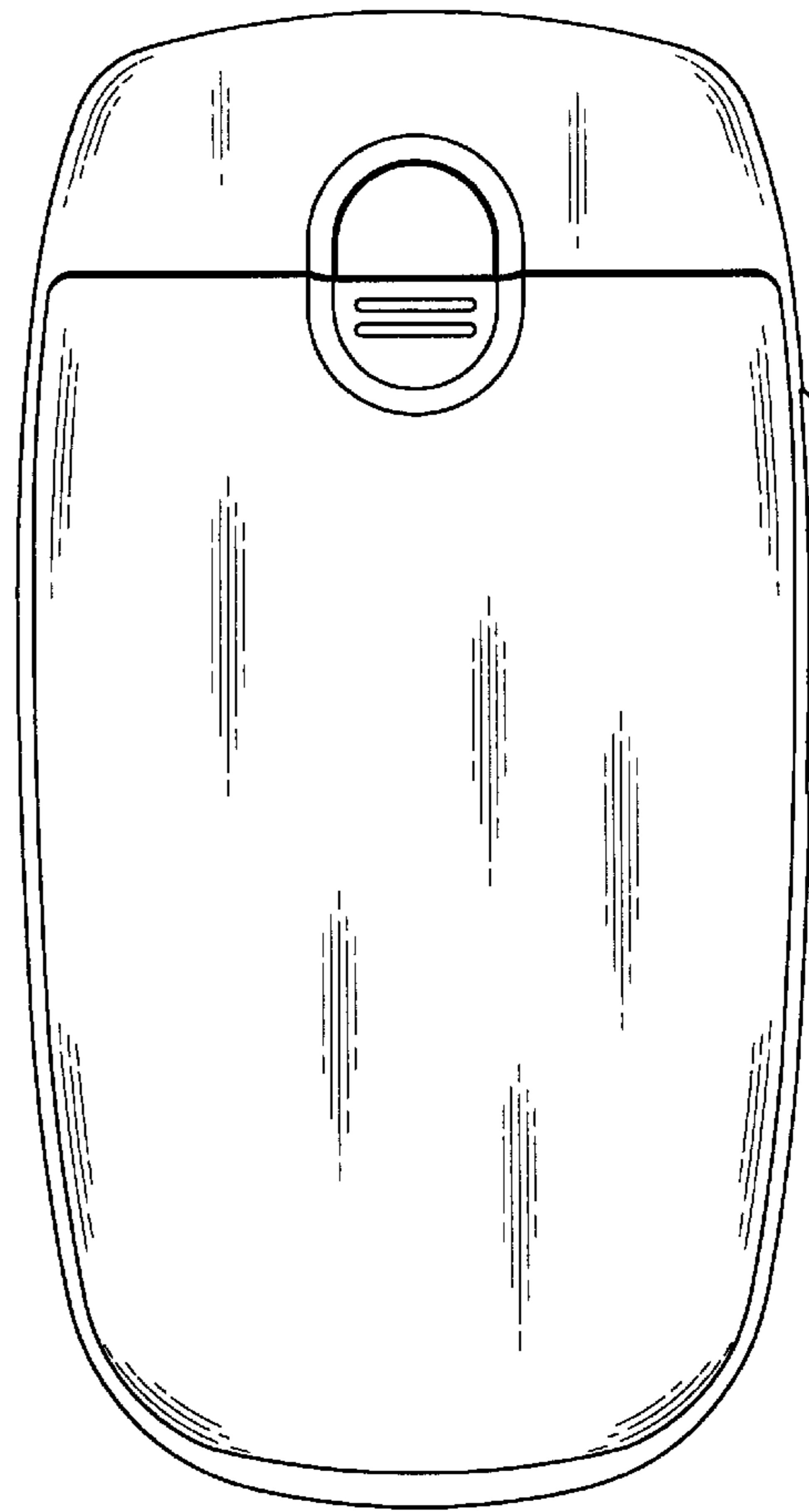


FIG. 4

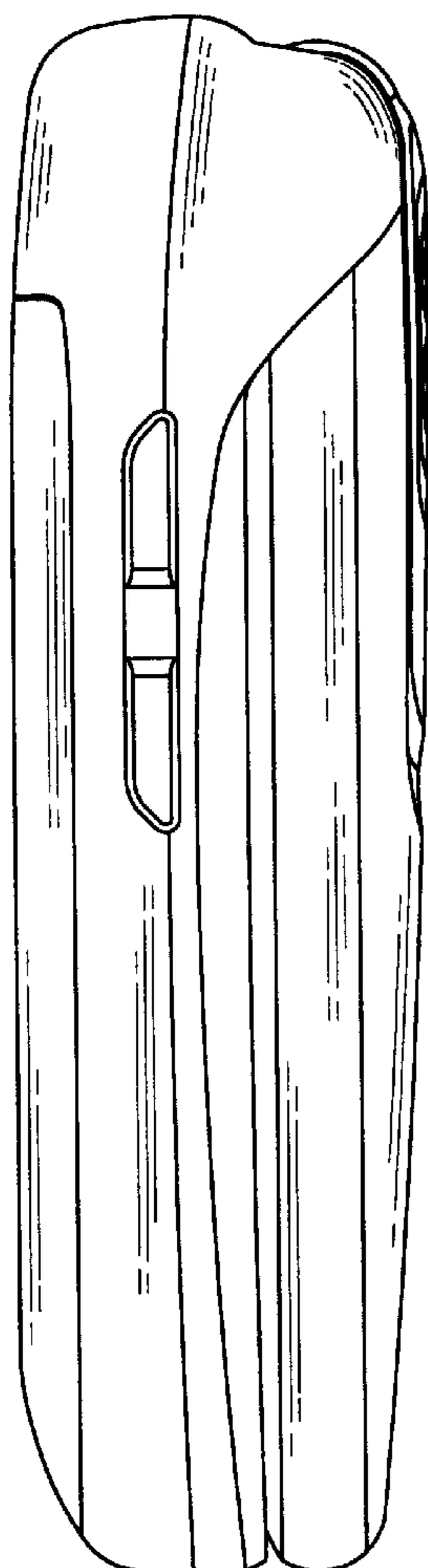


FIG. 5




FIG. 6

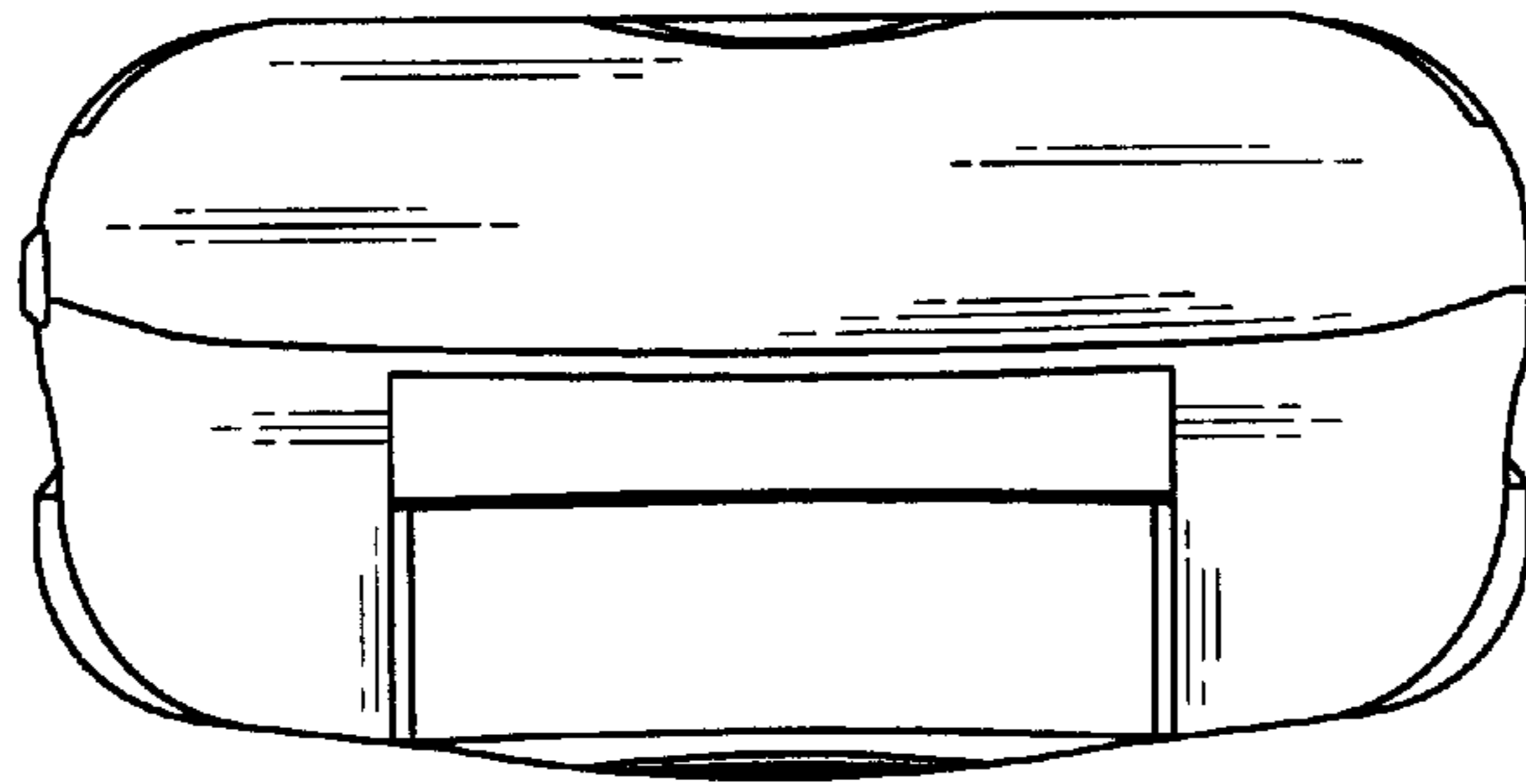


FIG. 7




FIG. 8

