



US00D535627S

(12) **United States Design Patent**
Merritt et al.

(10) **Patent No.:** **US D535,627 S**
(45) **Date of Patent:** **** Jan. 23, 2007**

(54) **DIMMER SWITCH WITH LIGHTING**

(75) Inventors: **John Merritt**, Woodside, NY (US);
David Ong, Somerset, NJ (US); **Selin Glickman**, Woodbury, NY (US); **Azer Ilkhanov**, Brooklyn, NY (US); **Damon Bruccoleri**, Westbury, NY (US)

(73) Assignee: **Leviton Manufacturing Co., Inc.**,
Little Neck, NY (US)

(**) Term: **14 Years**

(21) Appl. No.: **29/240,417**

(22) Filed: **Oct. 11, 2005**
(Under 37 CFR 1.47)

(51) **LOC (8) Cl.** **13-03**

(52) **U.S. Cl.** **D13/162; D13/171**

(58) **Field of Classification Search** D13/162,
D13/169, 170, 171; D10/108, 116, 118; D8/353;
200/5 A, 293, 296, 297, 329, 333, 335, 339,
200/341, 520, 530, 537, 552; 220/241; 307/125,
307/139; 315/291-296
See application file for complete search history.

(56) **References Cited**

U.S. PATENT DOCUMENTS

D121,273 S * 7/1940 Davis D8/353

4,649,323 A *	3/1987	Pearlman et al.	315/307
4,924,151 A *	5/1990	D'Aleo et al.	315/295
5,399,940 A *	3/1995	Hanna et al.	315/129
D356,999 S *	4/1995	Alcocer	D13/169
6,037,721 A *	3/2000	Lansing et al.	315/295
6,545,434 B1 *	4/2003	Sembhi et al.	315/312
D517,999 S *	3/2006	Merritt et al.	D13/171
D518,000 S *	3/2006	Merritt et al.	D13/171
D519,466 S *	4/2006	Merritt et al.	D13/158
2003/0226682 A1 *	12/2003	Tufano et al.	174/66

* cited by examiner

Primary Examiner—Selina Sikder

(74) *Attorney, Agent, or Firm*—Paul J. Sutton

(57) **CLAIM**

The ornamental design for a dimmer switch with lighting, as shown and described.

DESCRIPTION

FIG. 1 is a front left perspective view illustrating our new design for a dimmer switch with lighting;

FIG. 2 is a top view thereof;


FIG. 3 is a front view thereof;

FIG. 4 is a right side elevational view thereof;

FIG. 5 is a left side elevational view thereof; and,

FIG. 6 is a bottom view thereof.

1 Claim, 3 Drawing Sheets






FIG. 1




FIG. 2

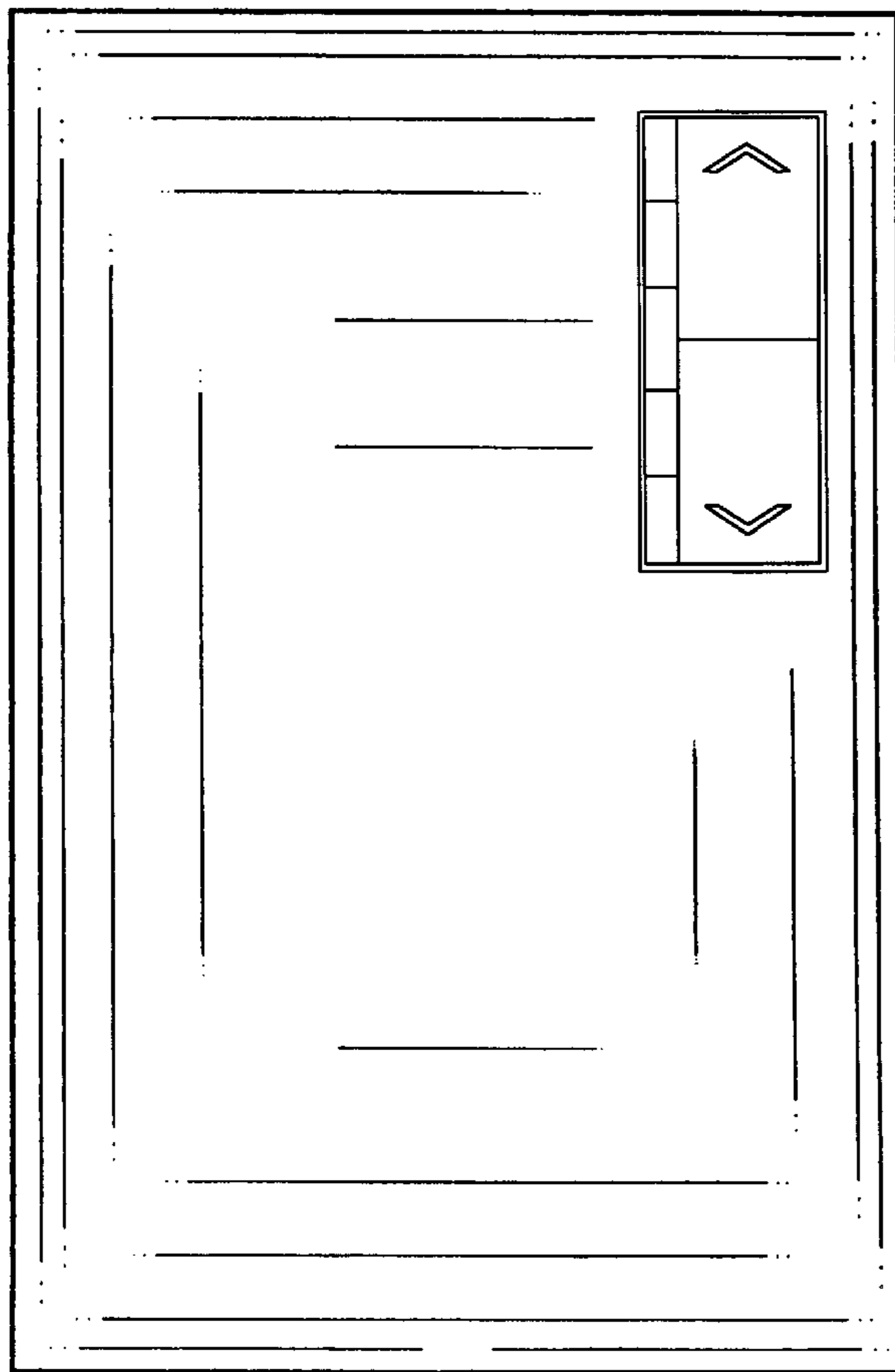


FIG. 3



FIG. 4

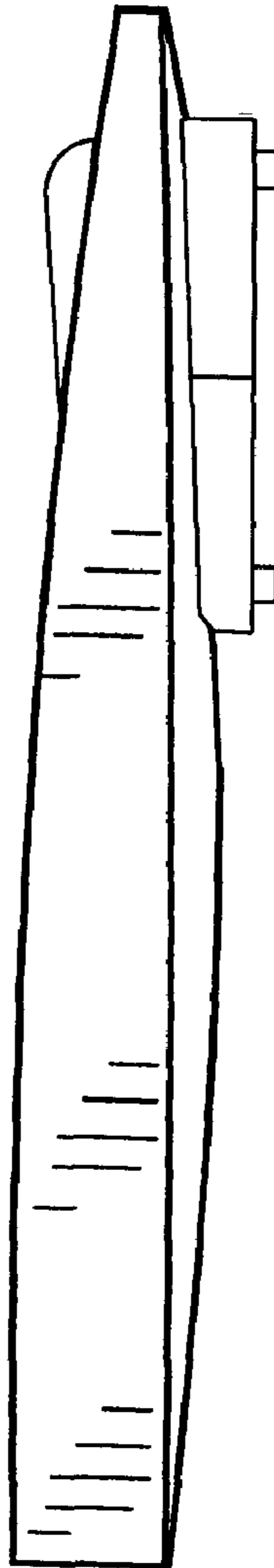


FIG. 5




FIG. 6