

US00D535602S

(12) **United States Design Patent**
Ballentine

(10) **Patent No.:** **US D535,602 S**

(45) **Date of Patent:** **** Jan. 23, 2007**

(54) **MOTORCYCLE WHEEL**

(76) **Inventor:** **Russell Ballentine**, 14300 Onaga Rd.,
Onaga, KS (US) 66521

(**) **Term:** **14 Years**

(21) **Appl. No.:** **29/188,325**

(22) **Filed:** **Aug. 15, 2003**

(51) **LOC (8) Cl.** **12-16**

(52) **U.S. Cl.** **D12/209**

(58) **Field of Classification Search** D12/204-213;
301/37.101, 64.101, 65

See application file for complete search history.

(56) **References Cited**

U.S. PATENT DOCUMENTS

D303,516 S	*	9/1989	Arredondo, Jr.	D12/209
D370,652 S	*	6/1996	Londry	D12/209
D378,506 S	*	3/1997	Stolz et al.	D12/209
D405,747 S	*	2/1999	Sacco et al.	D12/209
D438,155 S	*	2/2001	Hanson	D12/209
D453,135 S	*	1/2002	Chen	D12/209

D454,822 S	*	3/2002	Leutz	D12/209
D491,868 S	*	6/2004	Lin	D12/209
D497,136 S	*	10/2004	Anderson et al.	D12/209
D497,137 S	*	10/2004	Anderson et al.	D12/209
D499,370 S	*	12/2004	Albert	D12/209
D501,441 S	*	2/2005	Rosenbohm	D12/211

* cited by examiner

Primary Examiner—Stacia Cadmus

(74) *Attorney, Agent, or Firm*—Kenneth H. Jack; Davis & Jack, LLC

(57) **CLAIM**

The ornamental design for a motorcycle wheel, as shown and described.

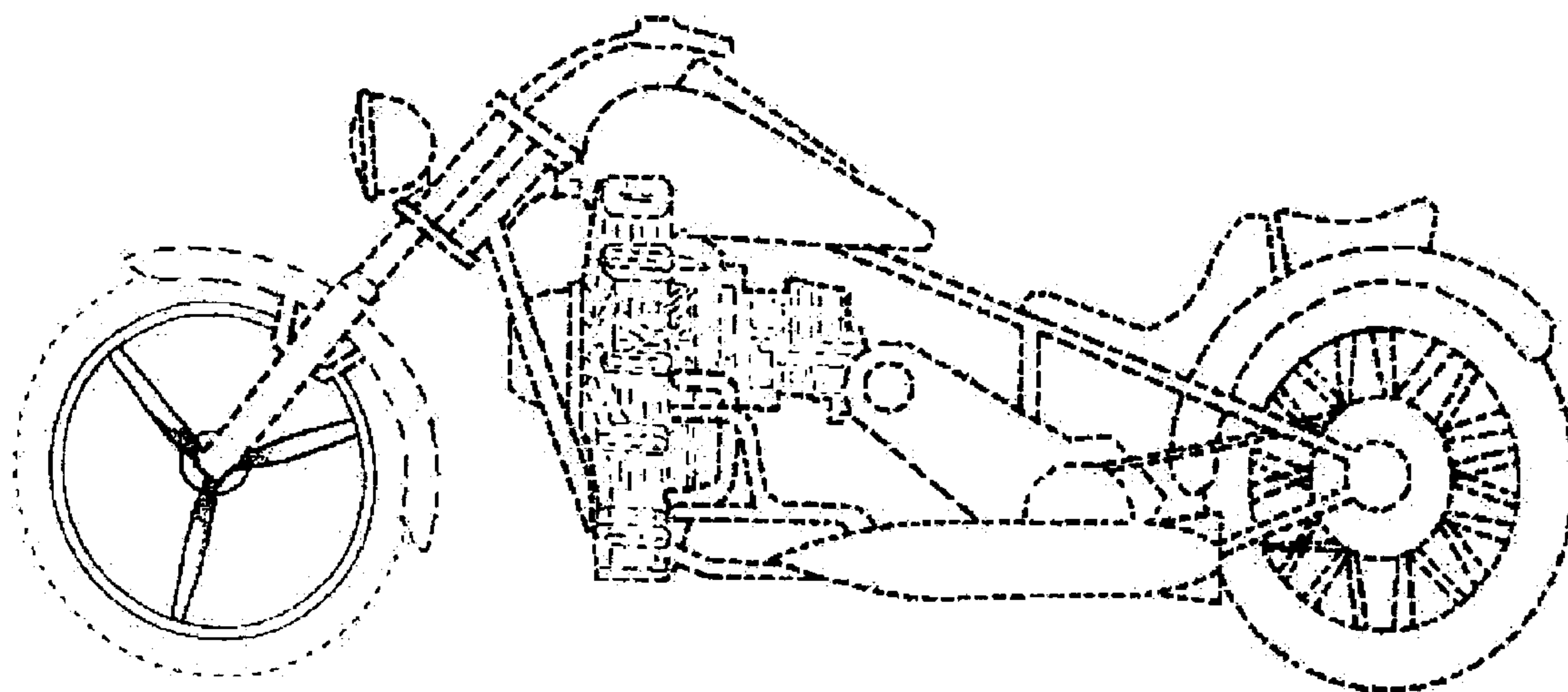
DESCRIPTION

FIG. 1 is a front view of a motorcycle wheel, showing my new design; and

FIG. 2 is a front perspective thereof.

The broken line showing of environment is for illustrative purposes only and forms no part of the claimed design.

1 Claim, 2 Drawing Sheets



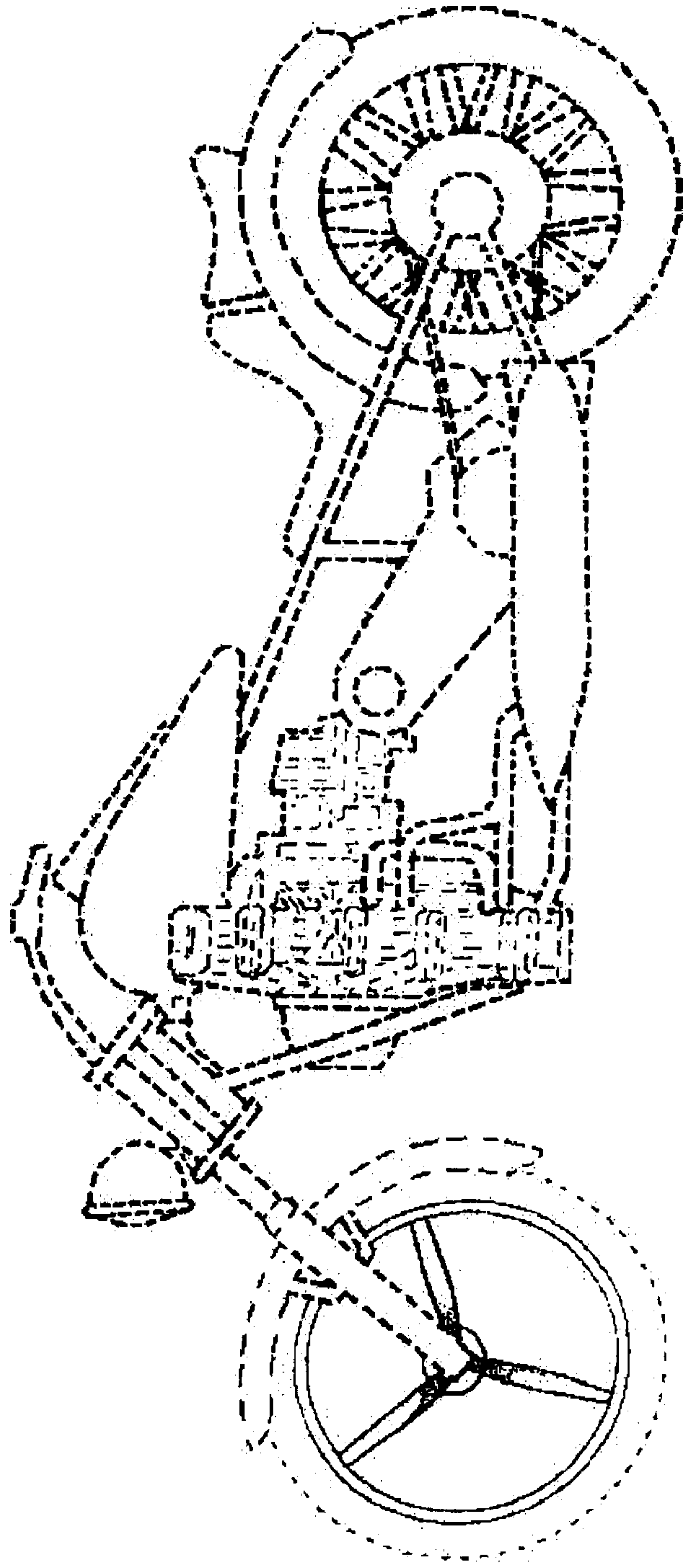


Fig. 1

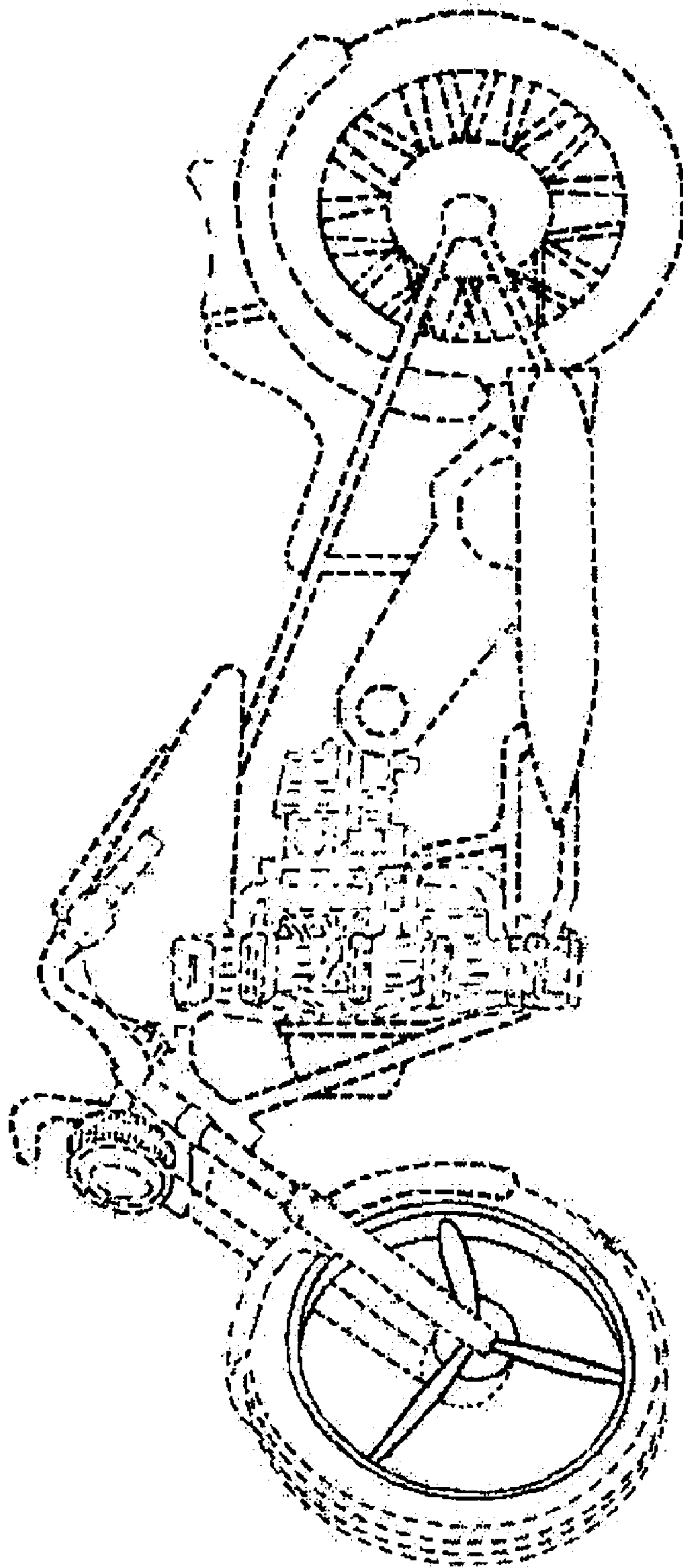


Fig. 2