



US00D535600S

(12) **United States Design Patent**
Goldstein

(10) **Patent No.:** **US D535,600 S**

(45) **Date of Patent:** **** Jan. 23, 2007**

(54) **DECORATIVE VEHICLE SIDE STEP**

D511,319 S * 11/2005 Wang D12/203
D513,217 S * 12/2005 Daws et al. D12/203

(76) Inventor: **Guy Robert Goldstein**, 5306 Industrial Dr., Huntington Beach, CA (US) 92649

* cited by examiner

(**) Term: **14 Years**

Primary Examiner—Stacia Cadmus
(74) *Attorney, Agent, or Firm*—Curtis L. Harrington; Kathy E. Harrington; Harrington & Harrington

(21) Appl. No.: **29/244,755**

(22) Filed: **Dec. 13, 2005**

(57) **CLAIM**

(51) **LOC (8) Cl.** **12-16**

The ornamental design for a decorative vehicle side step, as shown and described.

(52) **U.S. Cl.** **D12/203**

(58) **Field of Classification Search** D12/203,
D12/162, 106, 114, 400; 280/163–164.1,
280/166, 169, 153.5, 848; 182/90–92; D25/68–69,
D25/62; 428/81–82; 238/14
See application file for complete search history.

DESCRIPTION


FIG. 1 is a perspective view taken with respect to the decorative vehicle side step seen as an indeterminate number of a series of repeating flame patterns of which one is seen in solid line view and in which other multiples are shown in phantom and form no part of the invention hereof; FIG. 2 is a side plan view of a vehicle's right side step, a vehicles left side step being a mirror image thereof; FIG. 3 is a top view of a vehicle's right side step, a vehicles left side step being a mirror image thereof; and, FIG. 4 is an end view.

(56) **References Cited**

U.S. PATENT DOCUMENTS

D10,351 S * 12/1877 Krickl D12/203
D450,638 S * 11/2001 Calderon D12/162
D456,747 S * 5/2002 Louie D12/106
D463,345 S * 9/2002 Cipolla D12/203
D480,998 S * 10/2003 DeBerti D12/114

1 Claim, 2 Drawing Sheets



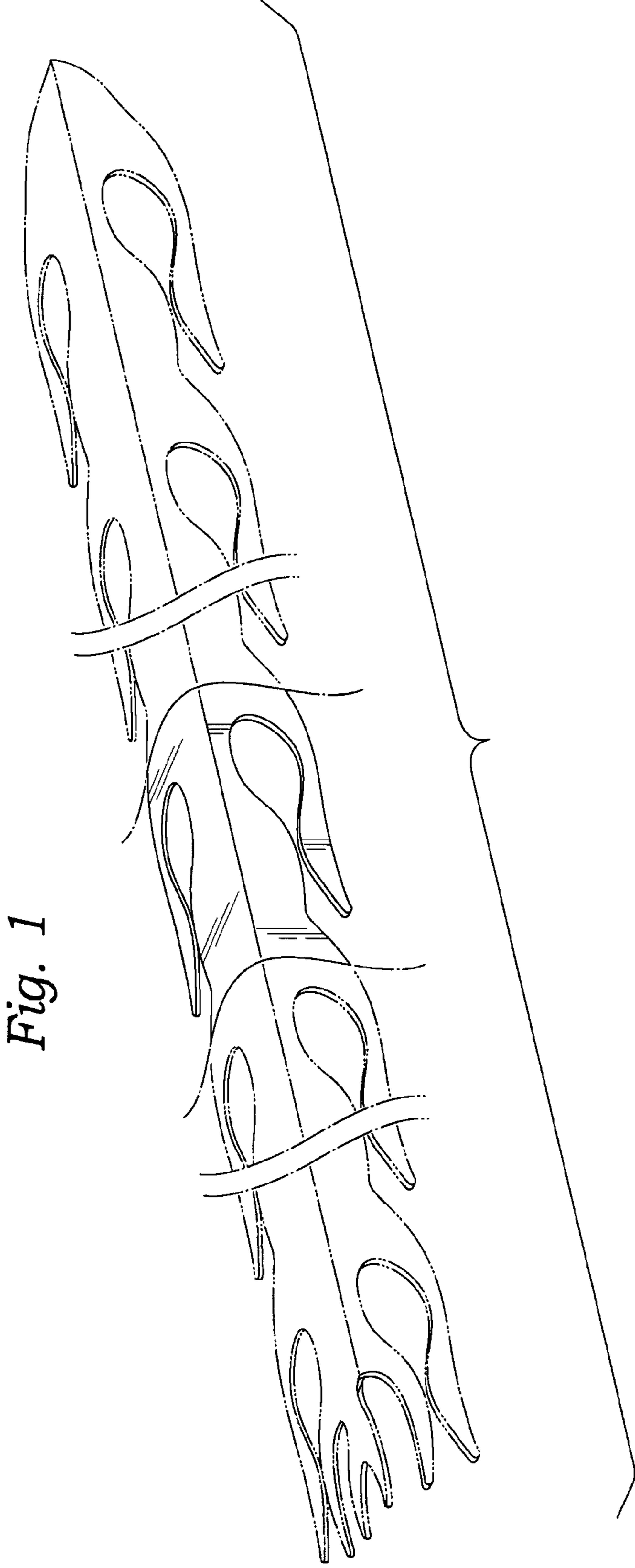


Fig. 1

Fig. 2

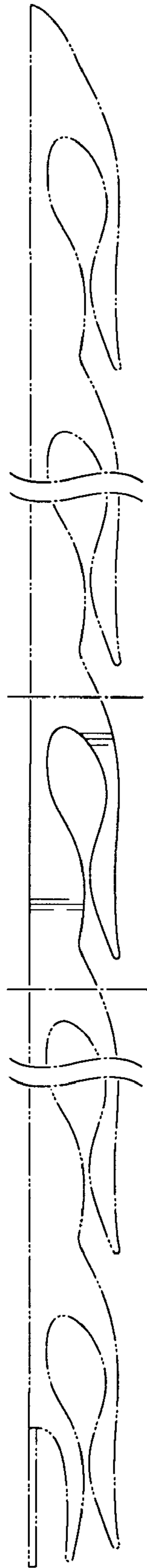


Fig. 3

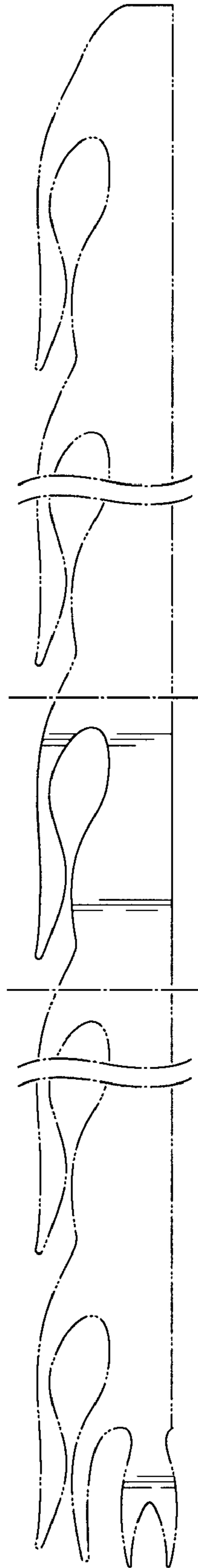


Fig. 4

