



US00D535598S

(12) **United States Design Patent**
Murkett

(10) **Patent No.:** **US D535,598 S**

(45) **Date of Patent:** **** Jan. 23, 2007**

(54) **SURFACE CONFIGURATION OF A VEHICLE SPOILER**

(75) Inventor: **Stephen Murkett**, Gerlingen (DE)

(73) Assignee: **Dr. Ing. h.c.F. Porsche Aktiengesellschaft**, Stuttgart (DE)

(**) Term: **14 Years**

(21) Appl. No.: **29/242,862**

(22) Filed: **Nov. 16, 2005**

(30) **Foreign Application Priority Data**

May 17, 2005 (EM) 000345228-0001

(51) **LOC (8) Cl.** **12-08**

(52) **U.S. Cl.** **D12/181**

(58) **Field of Classification Search** D12/181,
D12/191, 196, 400, 190; 280/727, 770, 848;
296/180.1-180.5, 91; 180/903

See application file for complete search history.

(56) **References Cited**

U.S. PATENT DOCUMENTS

D409,963 S * 5/1999 Mobius et al. D12/181

D433,976 S * 11/2000 Hatter D12/181

D441,331 S * 5/2001 Hatter D12/181

D473,831 S * 4/2003 Saleen D12/181

D491,121 S * 6/2004 Yokomaku D12/181

D516,478 S * 3/2006 Kulla D12/181

D519,892 S * 5/2006 Kulla D12/181

D526,256 S * 8/2006 Lai D12/181

* cited by examiner

Primary Examiner—Stacia Cadmus

(74) *Attorney, Agent, or Firm*—Crowell & Moring LLP

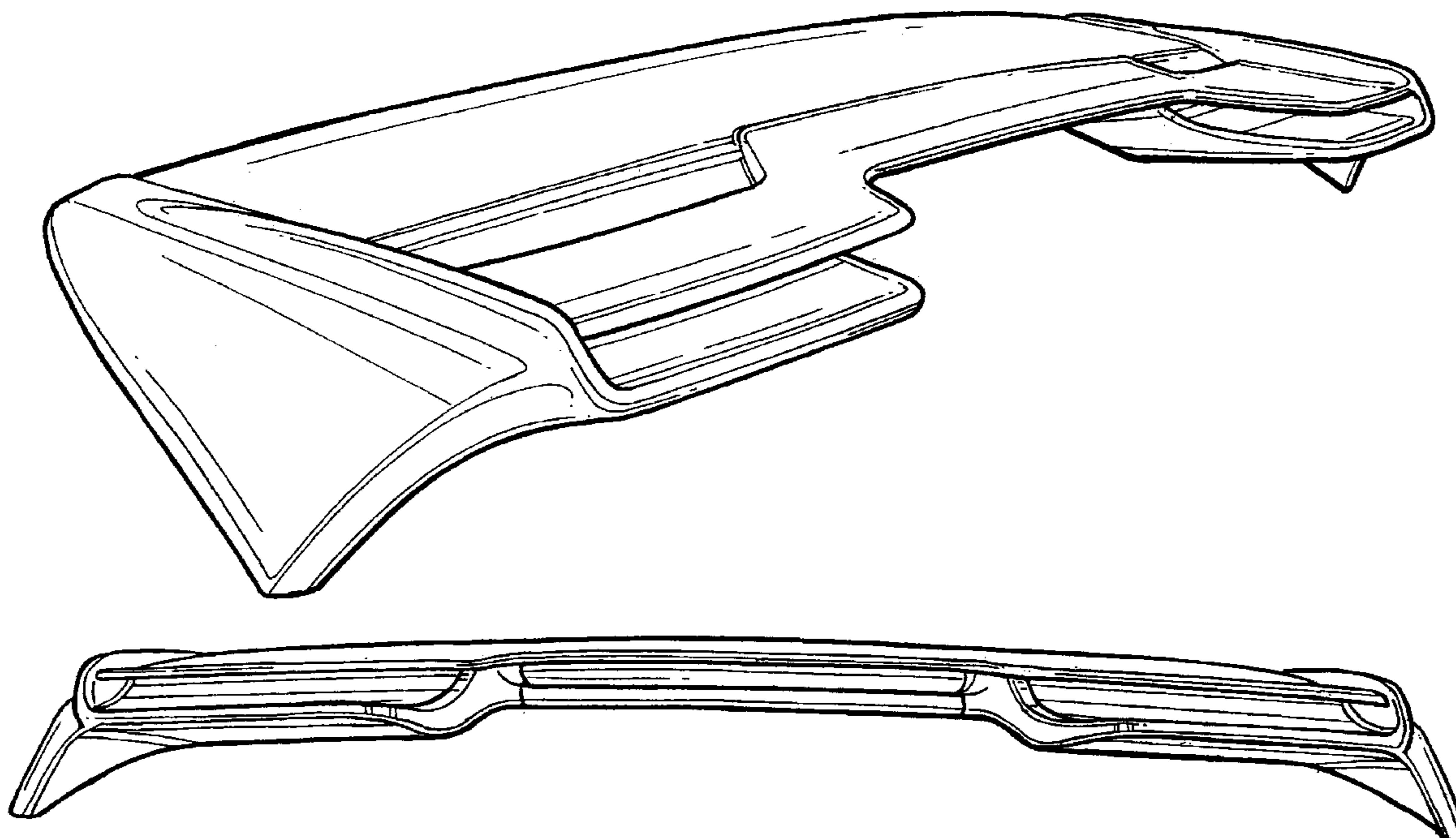
(57) **CLAIM**

The ornamental design for a surface configuration of a vehicle spoiler, as shown and described.

DESCRIPTION

FIG. 1 is a left, rear perspective view of a surface configuration of a vehicle spoiler according to my novel design, the right, rear perspective view being mirror symmetrical; FIG. 2 is a left side view thereof, the right side view being mirror symmetrical; FIG. 3 is a rear view thereof; and, FIG. 4 is a rear elevated view thereof. The broken lines are for illustrative purposes only and form no part of the claimed design.

1 Claim, 2 Drawing Sheets



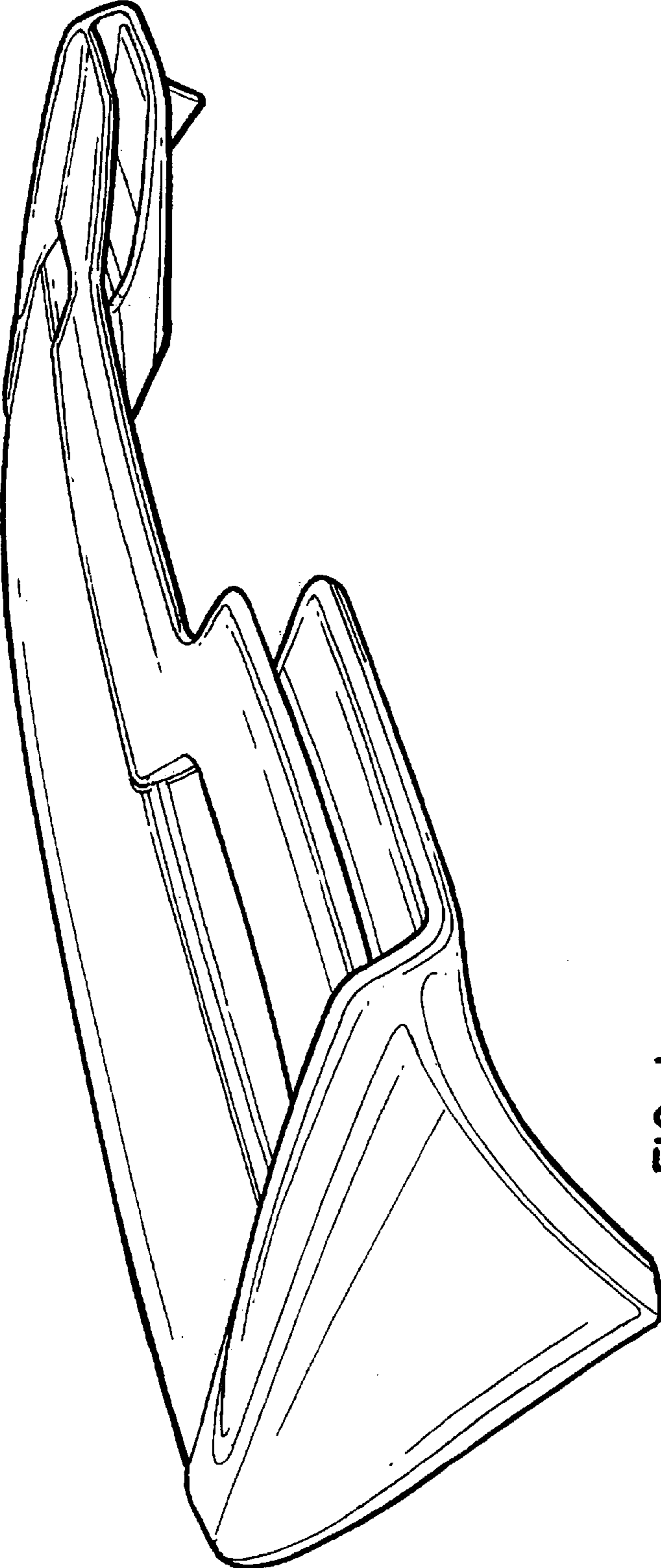


FIG. 1

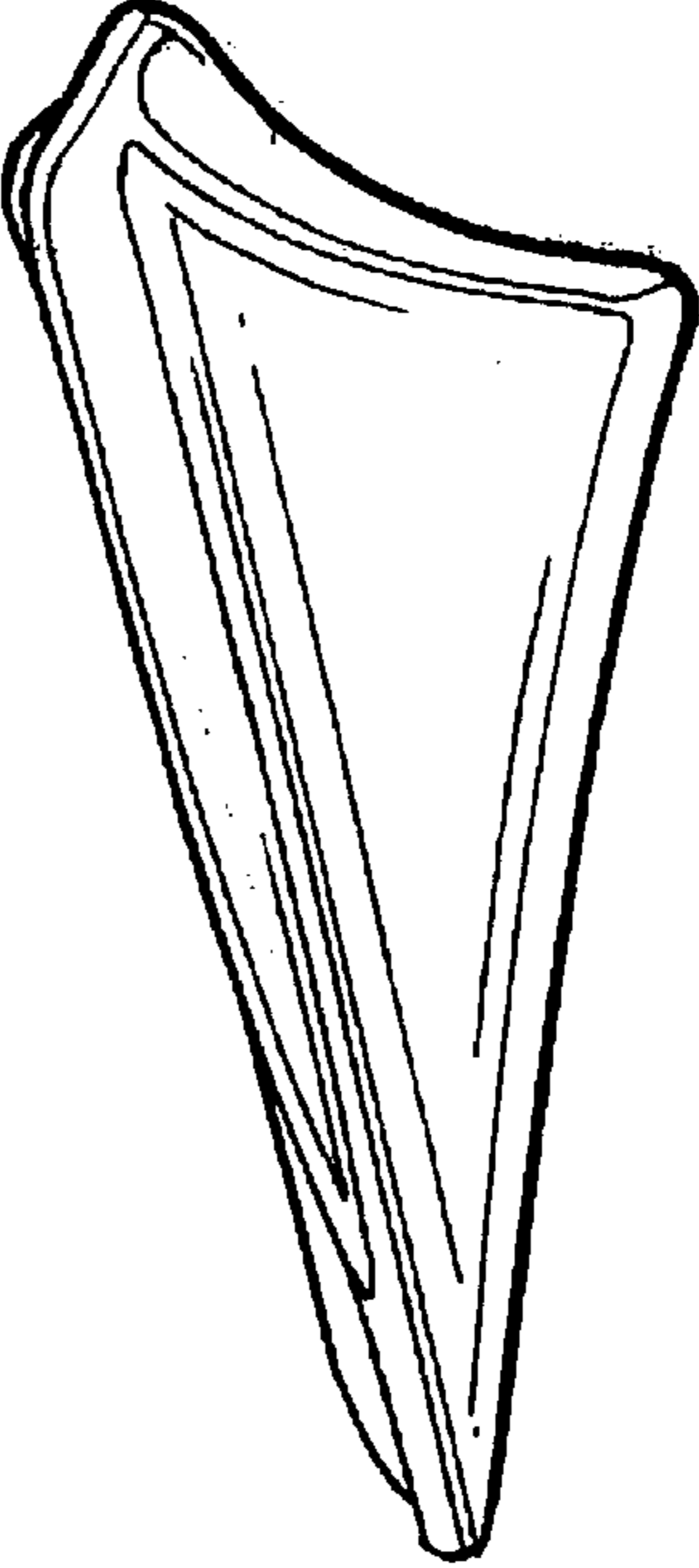


FIG. 2




FIG. 3

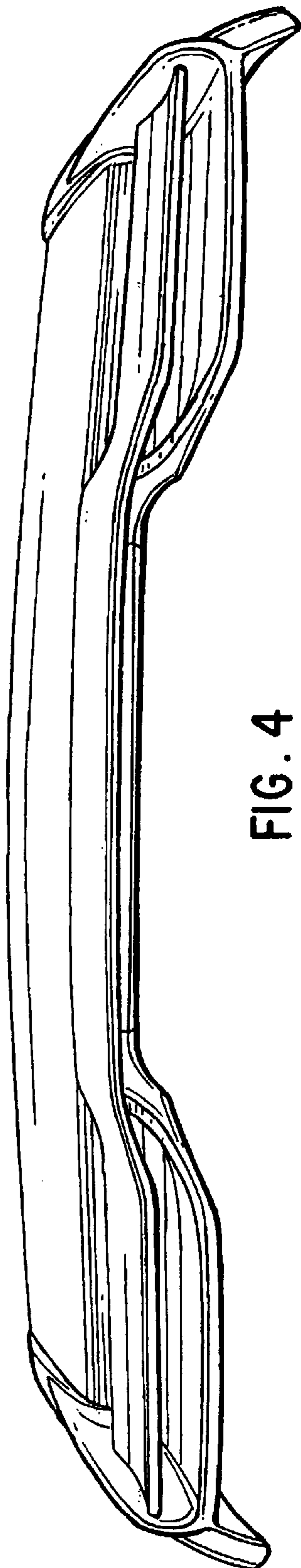


FIG. 4