



US00D535567S

(12) **United States Design Patent**
Snyder

(10) **Patent No.:** **US D535,567 S**

(45) **Date of Patent:** **** Jan. 23, 2007**

(54) **BOTTLE**

(75) **Inventor:** **David A. Snyder**, West Chicago, IL
(US)

(73) **Assignee:** **Kranson Industries, Inc.**, Clarendon
Hills, IL (US)

(**) **Term:** **14 Years**

(21) **Appl. No.:** **29/227,111**

(22) **Filed:** **Apr. 6, 2005**

(51) **LOC (8) Cl.** **09-01**

(52) **U.S. Cl.** **D9/564; D9/565; D9/551;**
D9/552

(58) **Field of Classification Search** D9/682,
D9/686-694, 516, 521, 529-530, 540-541,
D9/544, 549, 551-552, 558, 564-565, 571-575;
215/381-385, 396, 398; 220/660, 662, 669,
220/675

See application file for complete search history.

(56) **References Cited**

U.S. PATENT DOCUMENTS

D187,820 S	*	5/1960	Vuillemenot	D9/552
D346,746 S	*	5/1994	Desgrippes	D9/552
D393,202 S	*	4/1998	Bertolini et al.	D9/741
5,740,947 A	*	4/1998	Flaig et al.	222/135
D398,238 S	*	9/1998	Bertolini et al.	D9/520
D398,244 S	*	9/1998	Bertolini et al.	D9/565
D399,431 S	*	10/1998	de Baschmakoff	D9/540

D399,747 S	*	10/1998	Bertolini et al.	D9/520
D400,800 S	*	11/1998	Bertolini et al.	D9/565
D404,293 S	*	1/1999	Bertolini et al.	D9/693
D432,430 S	*	10/2000	Steward et al.	D9/560
D472,148 S	*	3/2003	Dowd	D9/504
D483,677 S	*	12/2003	Zhou	D9/552
D498,679 S	*	11/2004	Meeker et al.	D9/530
D507,748 S	*	7/2005	McCutchan et al.	D9/521
D509,743 S	*	9/2005	Blasko et al.	D9/521
D518,381 S	*	4/2006	Egawa	D9/504

* cited by examiner

Primary Examiner—Carol Rademaker

(74) *Attorney, Agent, or Firm*—Husch & Eppenberger
LLC; H. Frederick Rusche

(57) **CLAIM**

I claim the ornamental design for a bottle, as shown and
described.

DESCRIPTION

FIG. 1 is a perspective view of a bottle showing my new
design;

FIG. 2 is a front view thereof;

FIG. 3 is a rear view thereof;

FIG. 4 is a left side view thereof;

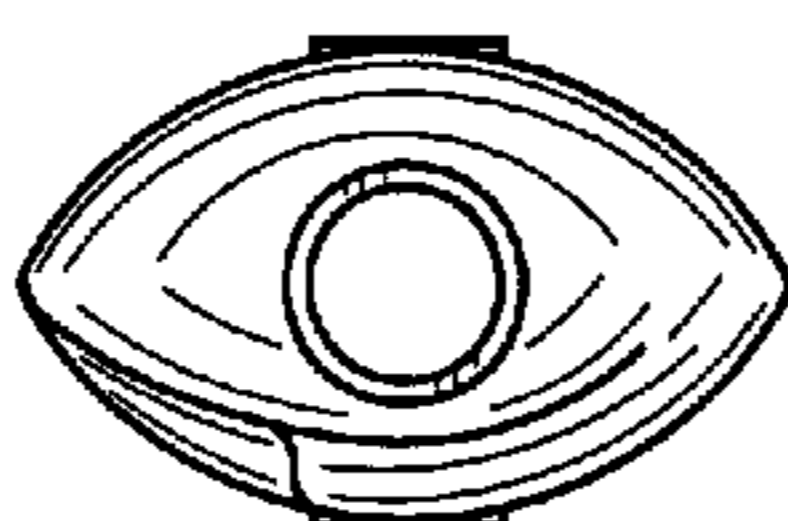
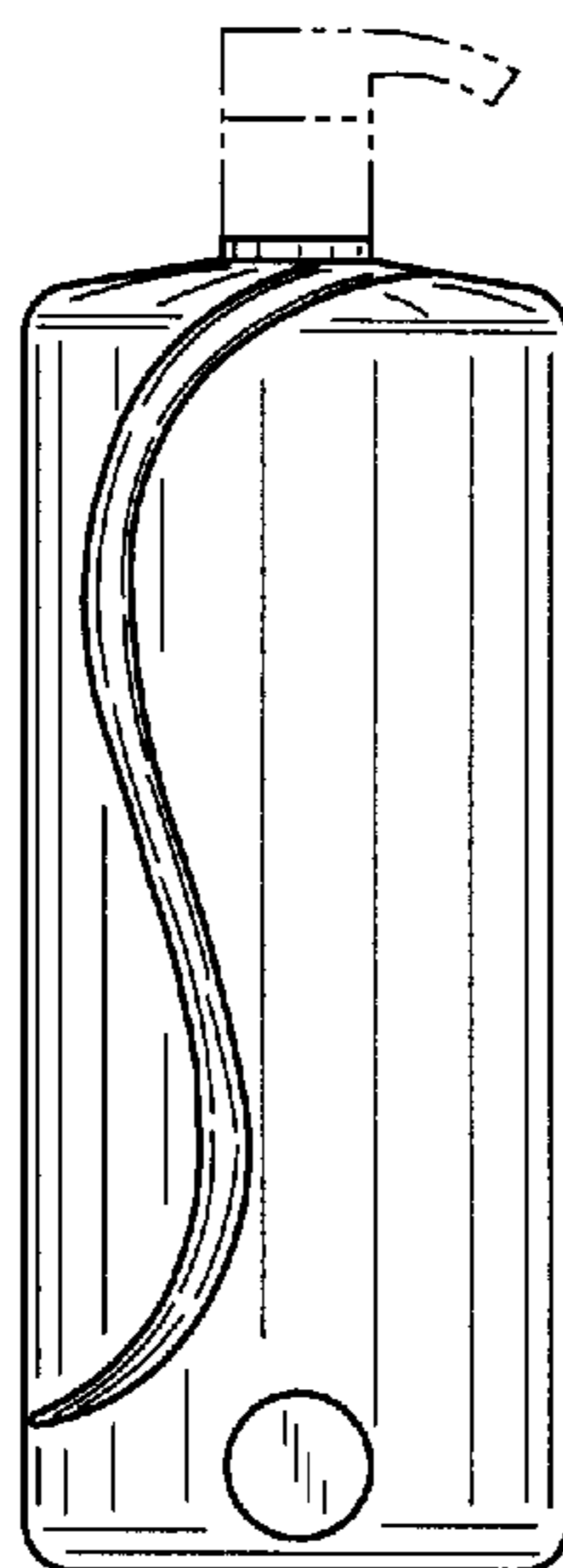
FIG. 5 is a right side view thereof;

FIG. 6 is a top view thereof; and,

FIG. 7 is a bottom view thereof.

The broken lines shown in the drawings are for illustrative
purposes only and form no part of the claimed design.

1 Claim, 1 Drawing Sheet



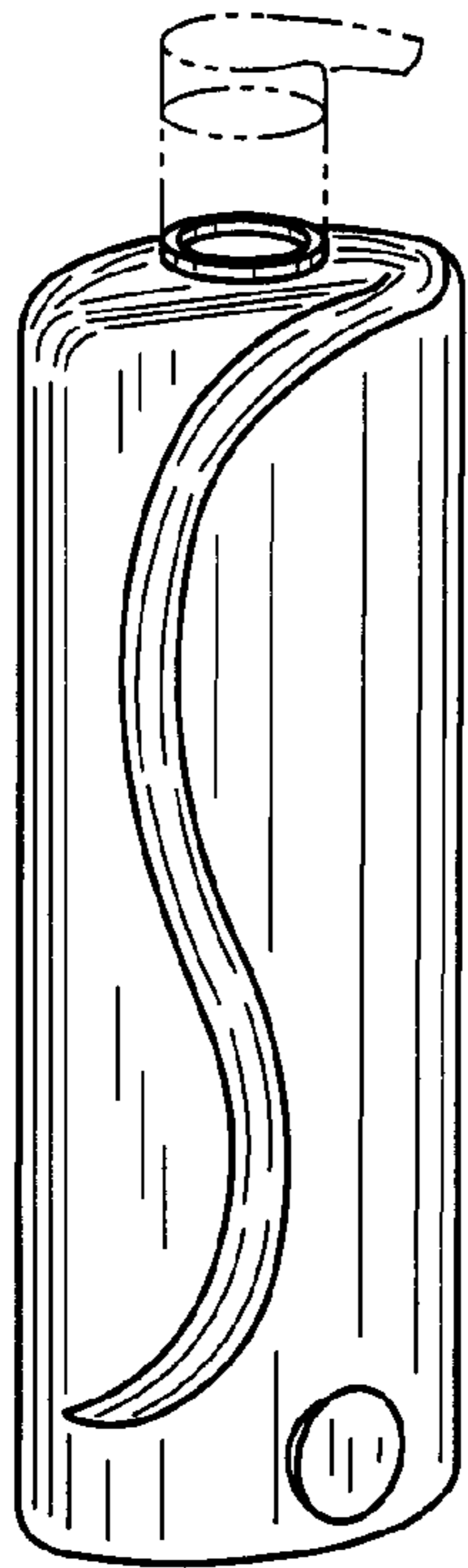


FIG. 1




FIG. 2




FIG. 3




FIG. 4



FIG. 5

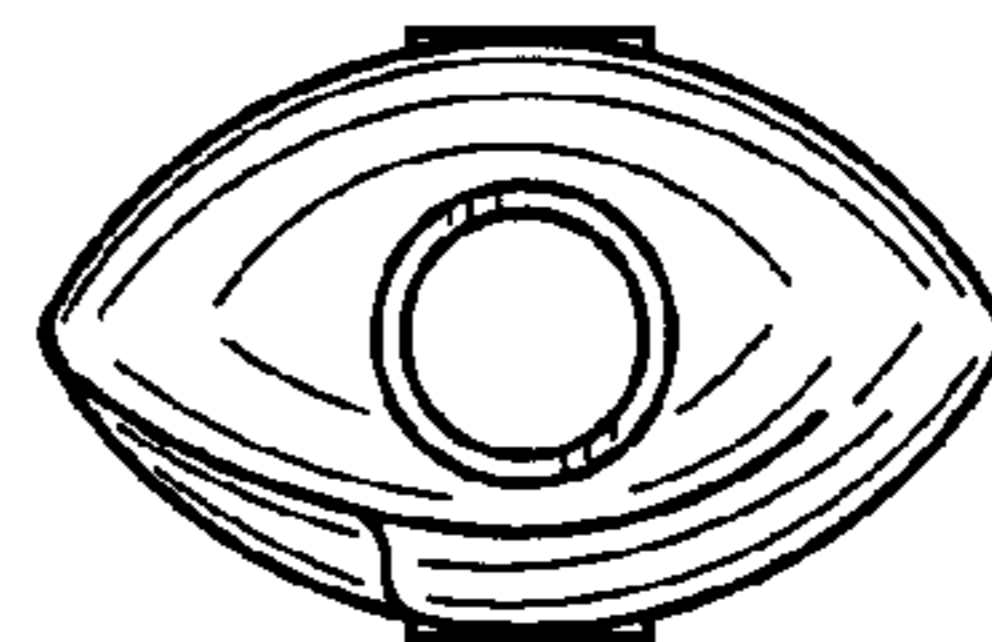


FIG. 6

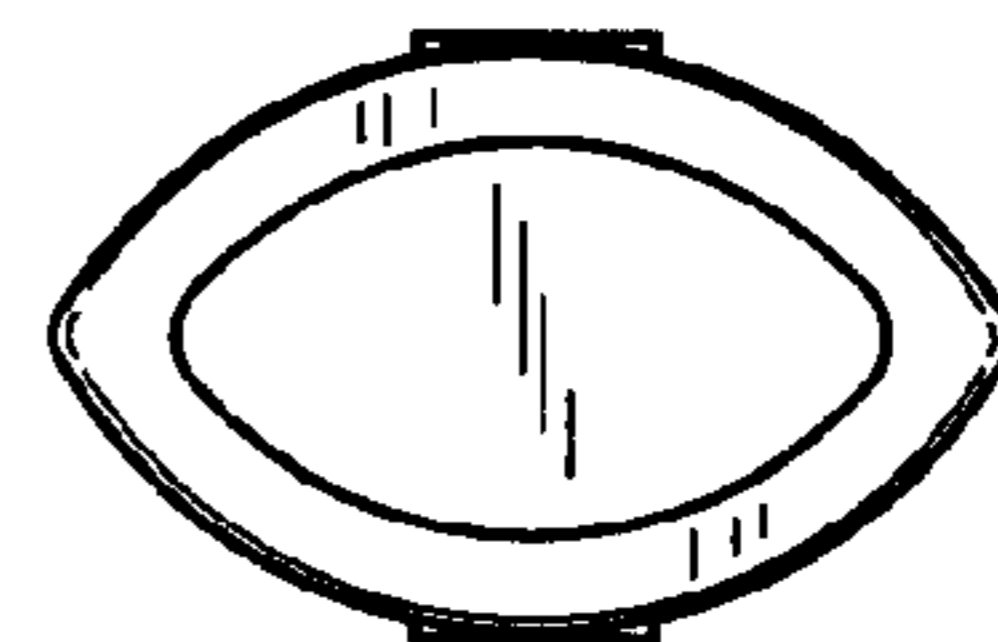


FIG. 7