



US00D535543S

(12) **United States Design Patent**  
**Su et al.**

(10) **Patent No.:** **US D535,543 S**

(45) **Date of Patent:** **\*\* Jan. 23, 2007**

(54) **DOOR HANDLE SET**

(76) Inventors: **Frank Su**, 2Fl., No. 162-4, King-Kua Street, Ta-An District, Taipei (TW);  
**Michael Su**, 2Fl., No. 162-4, King-Kua Street, Ta-An District, Taipei (TW)

(\*\*) Term: **14 Years**

(21) Appl. No.: **29/244,353**

(22) Filed: **Dec. 9, 2005**

(51) **LOC (8) Cl.** ..... **08-06**

(52) **U.S. Cl.** ..... **D8/302**

(58) **Field of Classification Search** ..... D8/300-302,  
D8/308, 310; 292/336.3, 347, 356, 357; 70/207,  
70/209, 450, 452; 16/402; D23/250-257  
See application file for complete search history.

(56) **References Cited**

U.S. PATENT DOCUMENTS

D38,940 S	*	12/1907	Schoonmaker	.....	D8/350
D208,160 S	*	7/1967	Morgan	.....	D8/350
D259,916 S	*	7/1981	Pittenger	.....	D8/350
D261,857 S	*	11/1981	Valli	.....	D8/301
D362,610 S	*	9/1995	Ellis et al.	.....	D8/302
D363,204 S	*	10/1995	Ellis et al.	.....	D8/301
D418,386 S	*	1/2000	Baskauskas et al.	.....	D8/302

D447,927 S	*	9/2001	LaPlume et al.	.....	D8/302
D467,487 S	*	12/2002	Baskauskas et al.	.....	D8/302
D502,084 S	*	2/2005	Denoual	.....	D8/302
D505,311 S	*	5/2005	Baskauskas et al.	.....	D8/302
D505,610 S	*	5/2005	Baskauskas et al.	.....	D8/302
D524,634 S	*	7/2006	Yegyayan et al.	.....	D8/350

\* cited by examiner

*Primary Examiner*—Paula A. Greene

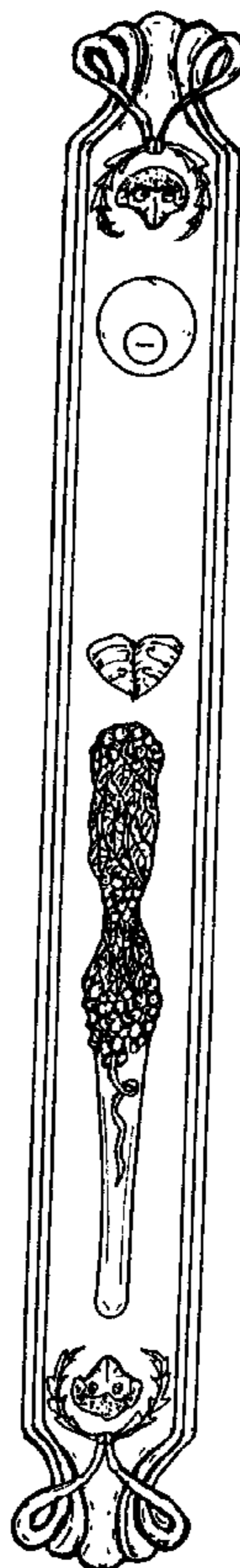
(57) **CLAIM**

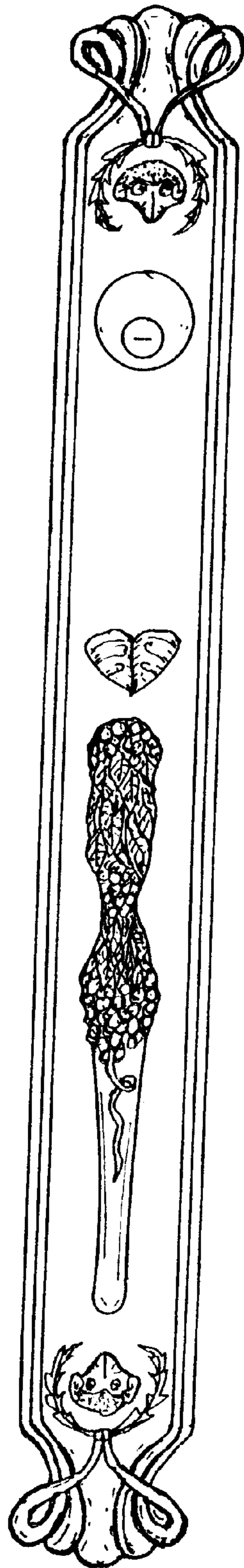
The ornamental design for: door handle set, as shown and described.

**DESCRIPTION**

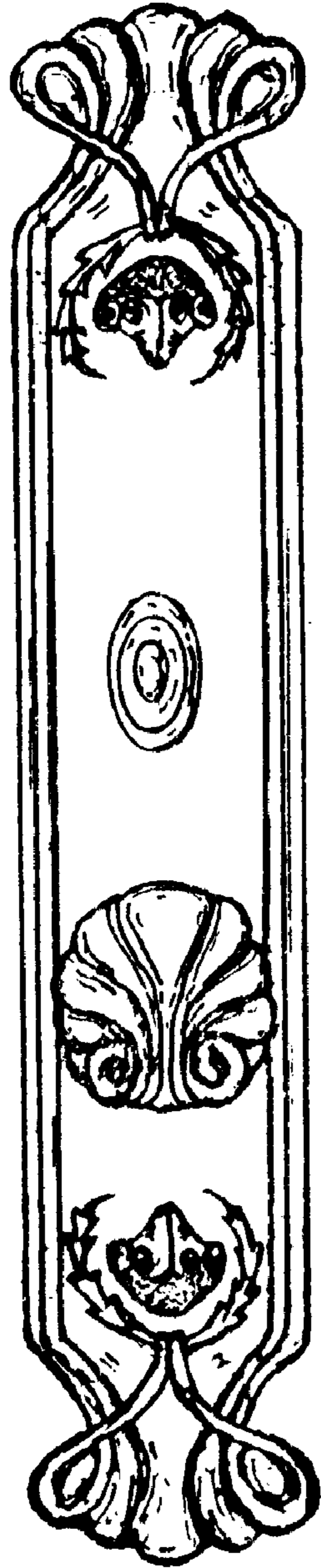
FIG. 1 is a front elevational view of the exterior door handle of our new design for a door handle set;  
 FIG. 2 is a front elevational view of the interior door handle of the door handle set;  
 FIG. 3 is a right side view of the exterior door handle of the door handle set;  
 FIG. 4 is a right side view of the interior door handle of the door handle set;  
 FIG. 5 is a top view of the exterior door handle;  
 FIG. 6 is a top view of the interior door handle;  
 FIG. 7 is a bottom view of the exterior door handle; and,  
 FIG. 8 is a bottom view of the interior door handle.

**1 Claim, 5 Drawing Sheets**

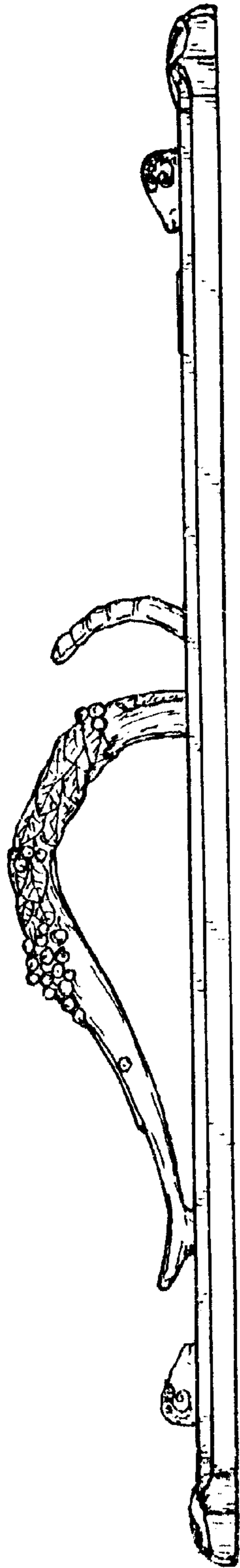




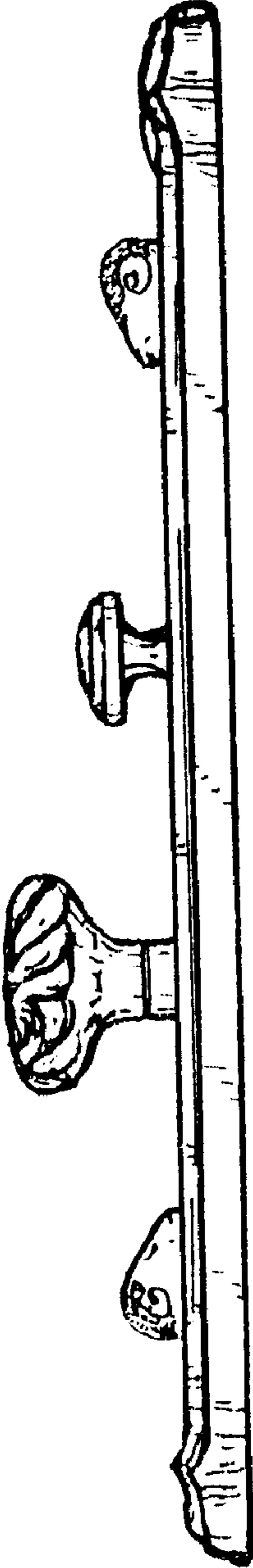
*Fig. 1*



*Fig. 2*

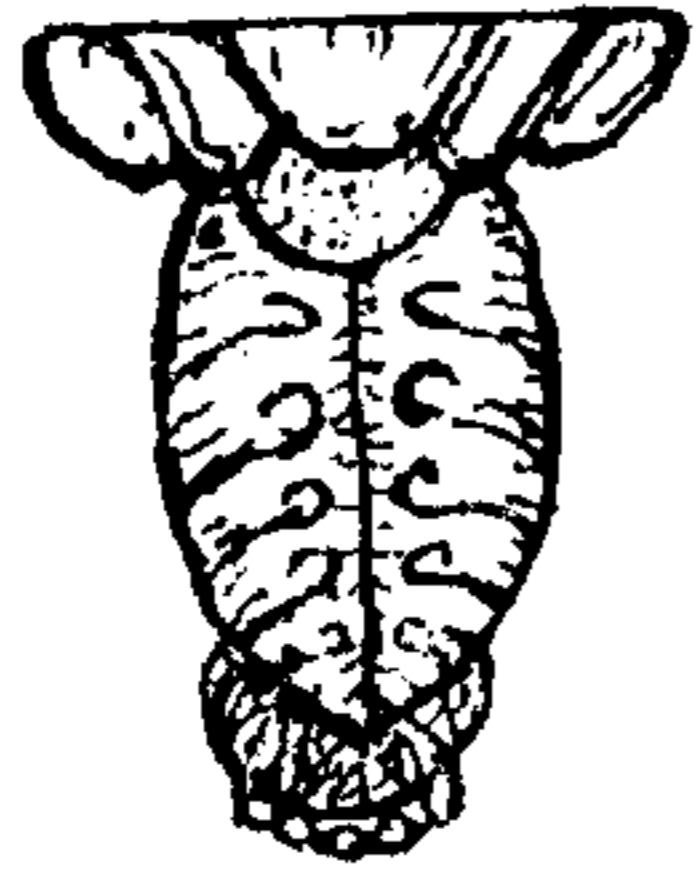


*Fig. 3*

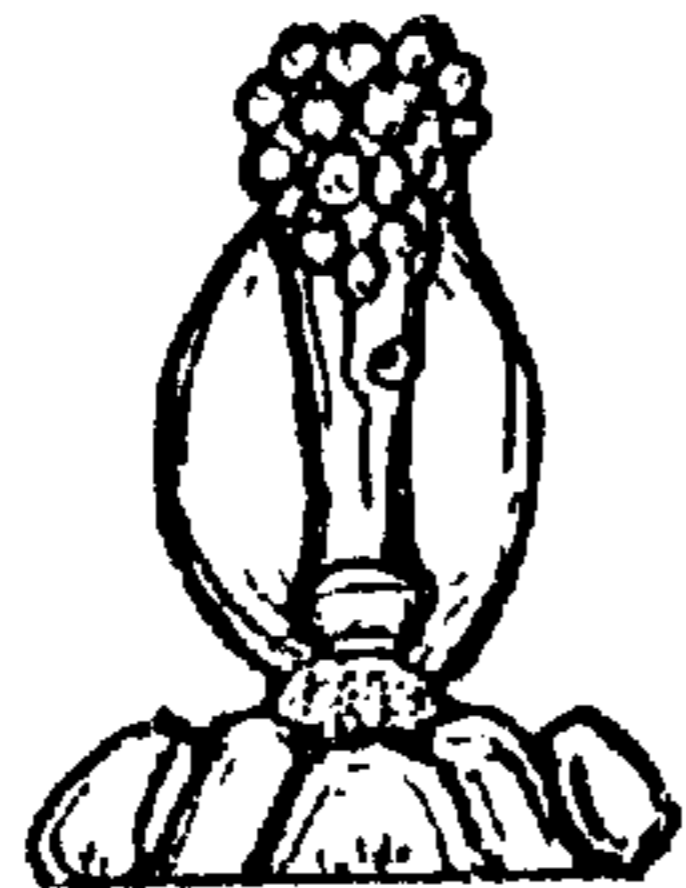


*Fig. 4*

*Fig. 5*



*Fig. 6*



*Fig. 7*



*Fig. 8*