



US00D535541S

(12) **United States Design Patent**
Holby

(10) **Patent No.:** **US D535,541 S**

(45) **Date of Patent:** **** *Jan. 23, 2007**

- (54) **PUTTY KNIFE HANDLE WITH HAMMERHEAD**
- (75) Inventor: **Israel Holby**, Fayetteville, AR (US)
- (73) Assignee: **Marshall Town Company**, Marshalltown, IA (US)
- (*) Notice: This patent is subject to a terminal disclaimer.
- (**) Term: **14 Years**
- (21) Appl. No.: **29/219,425**
- (22) Filed: **Dec. 16, 2004**
- (51) **LOC (8) Cl.** **08-02**
- (52) **U.S. Cl.** **D8/107**
- (58) **Field of Classification Search** D8/107, D8/45; 81/436-440, 177.1, 177.7, 489; 16/110.1, 16/421-422, 426, 430-431; 15/245.1; 30/353
See application file for complete search history.

- D468,617 S * 1/2003 Wang D8/107
- D482,588 S * 11/2003 Lai D8/107
- D483,244 S * 12/2003 Chen D8/107
- D487,387 S * 3/2004 Chen D8/107
- 6,749,790 B1 * 6/2004 Lieser et al. 264/279

* cited by examiner

Primary Examiner—Pamela J. Burgess

(74) *Attorney, Agent, or Firm*—Shook, Hardy & Bacon LLP

(57) **CLAIM**

The ornamental design for a putty knife handle with hammerhead, as shown and described.

DESCRIPTION

FIG. 1 is a perspective view of a putty knife handle with hammerhead embodying the design, according to the present invention;

FIG. 2 is a side elevational view thereof, the opposite side appearing as a mirror image thereof;

FIG. 3 is top plan view thereof, the opposite side appearing identical thereof;

FIG. 4 is a front elevational view thereof; and,

FIG. 5 is a rear elevational view thereof.

The broken lines shown in the Figures are for illustrative purposes only and form no part of the claimed design.

1 Claim, 3 Drawing Sheets

- (56) **References Cited**
- U.S. PATENT DOCUMENTS
- D446,104 S * 8/2001 Chen D8/107
- D446,437 S * 8/2001 Chen D8/107
- D462,251 S * 9/2002 Collins et al. D8/107

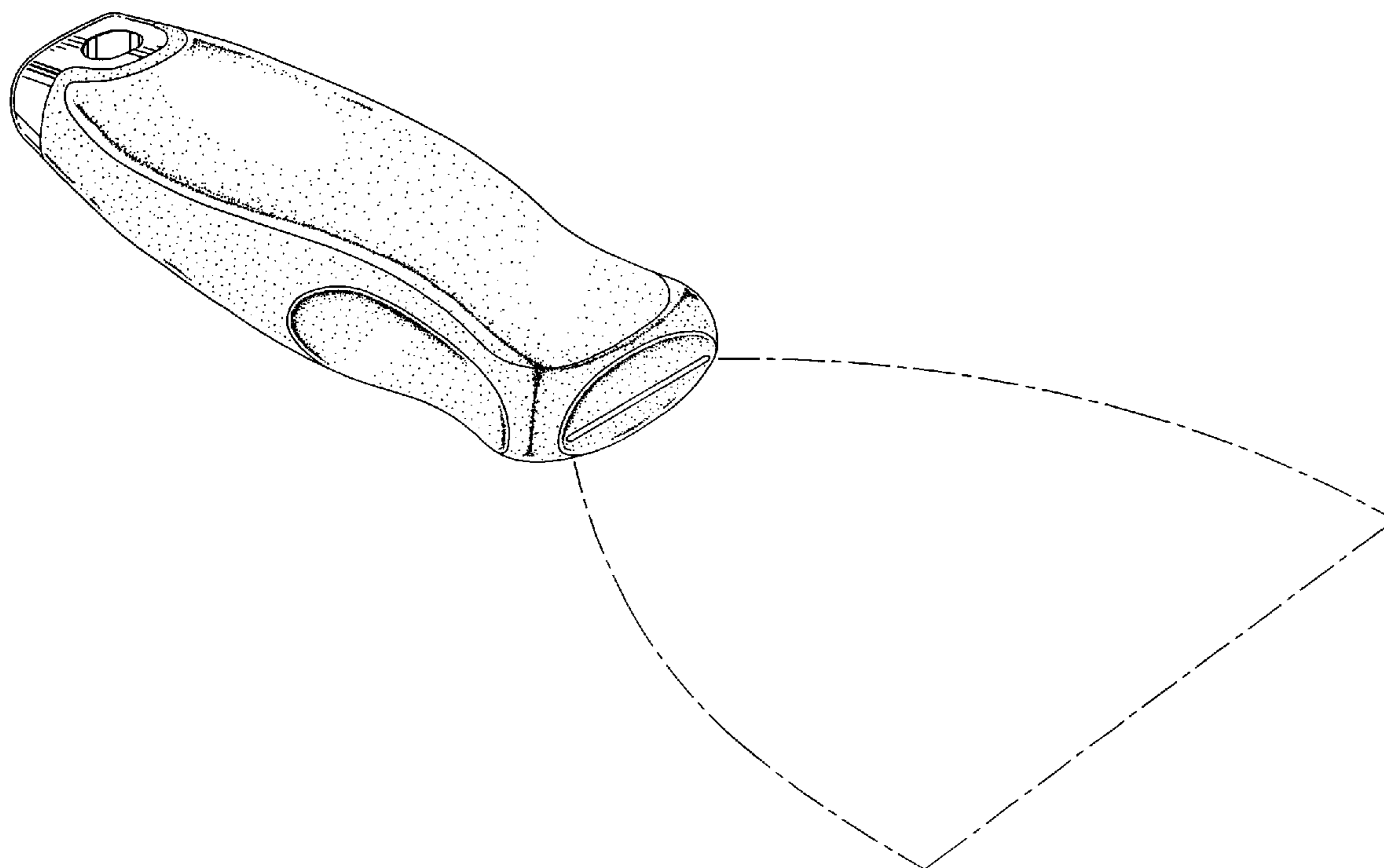
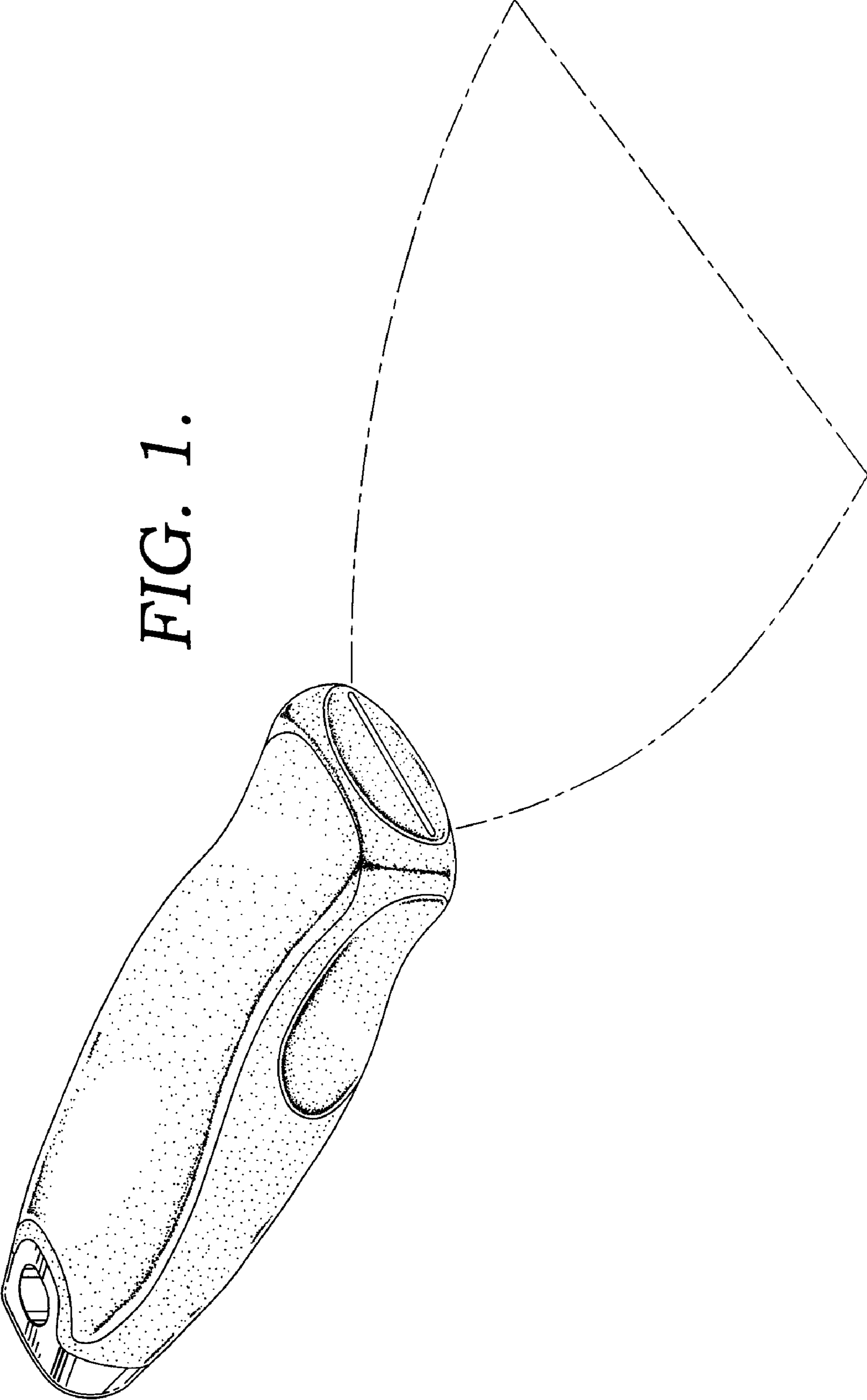


FIG. 1.



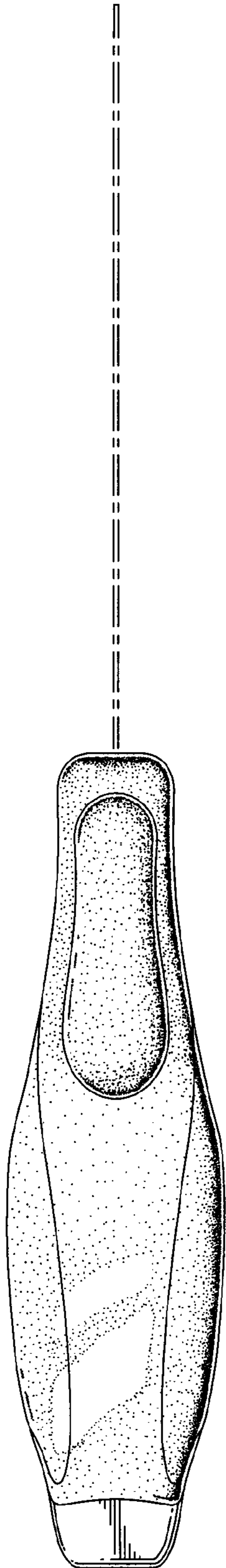


FIG. 2.

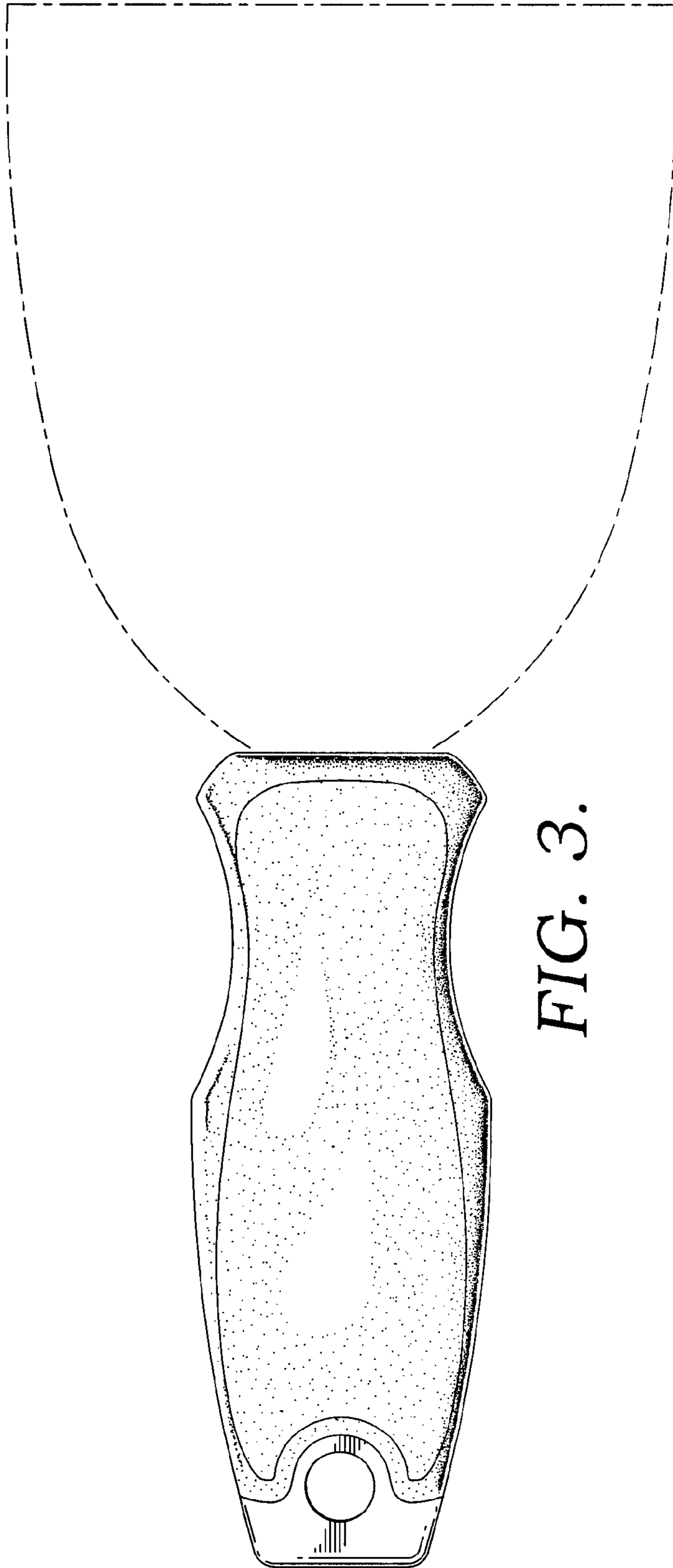


FIG. 3.

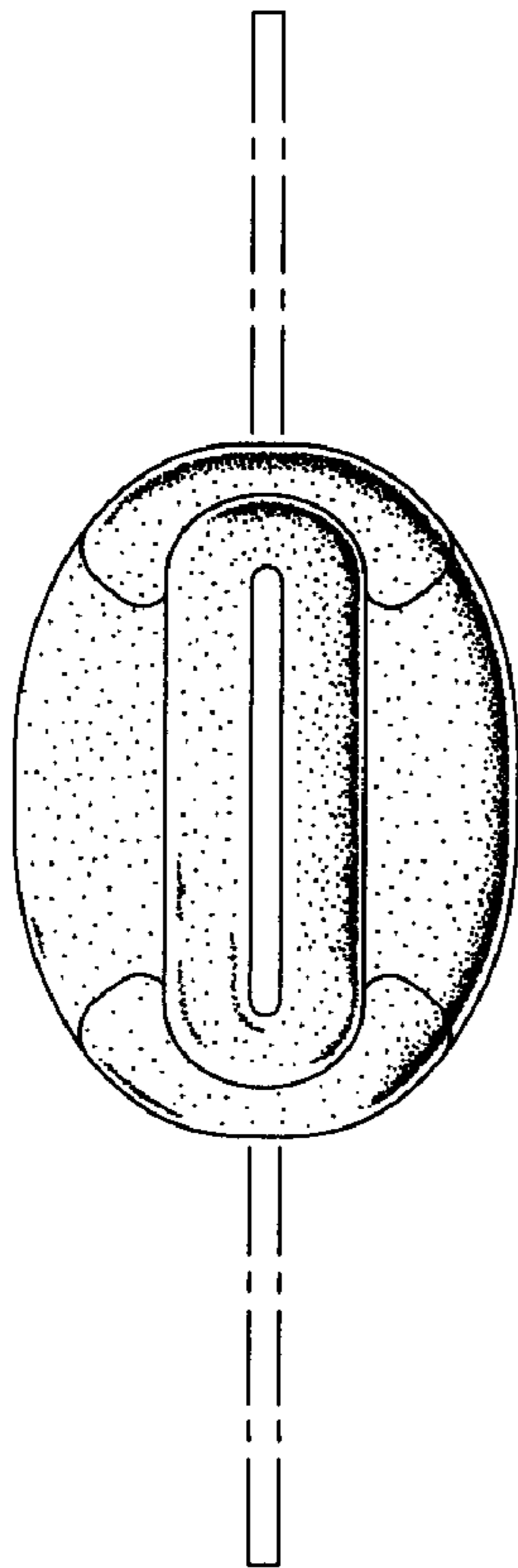


FIG. 4.

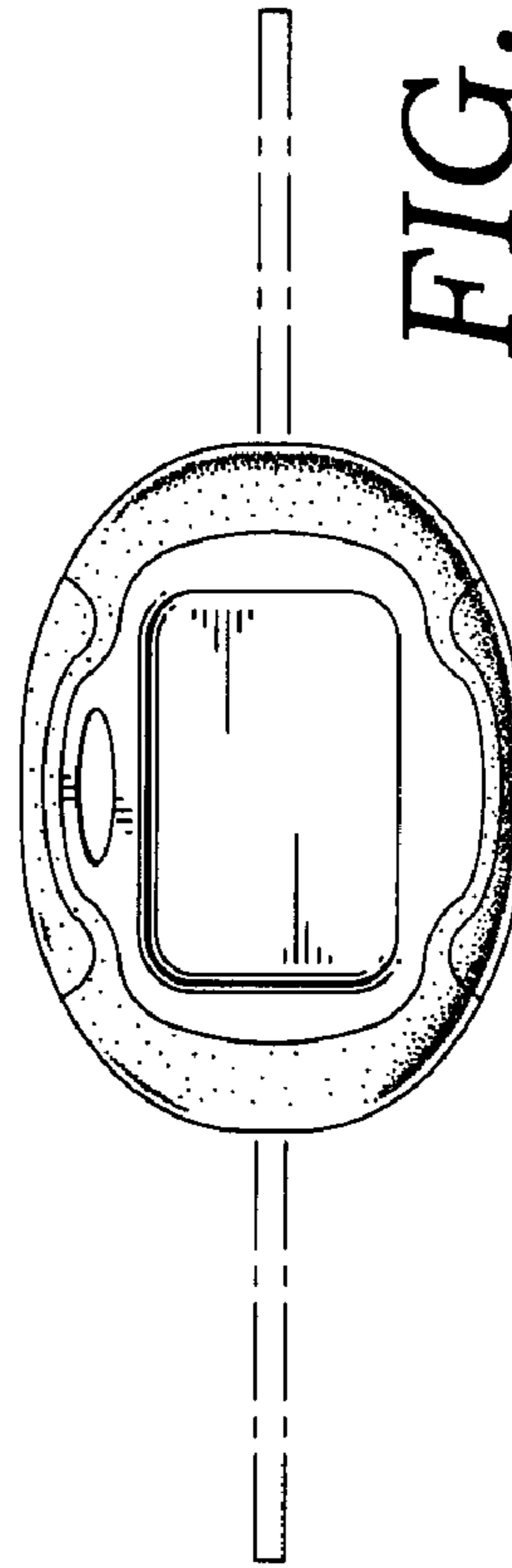


FIG. 5.