



US00D535533S

(12) **United States Design Patent**
De Buyer

(10) **Patent No.:** **US D535,533 S**

(45) **Date of Patent:** **** Jan. 23, 2007**

(54) **CUTTING BLADE FOR A MANUAL VEGETABLE CUTTER**

D406,018 S * 2/1999 Zirbes D7/673
6,732,622 B1 5/2004 Vincent

(75) Inventor: **Julien De Buyer**, Le Val d'Ajol (FR)

* cited by examiner

(73) Assignee: **De Buyer Industries** (FR)

Primary Examiner—Terry A. Wallace

(**) Term: **14 Years**

(74) *Attorney, Agent, or Firm*—Morgan & Finnegan LLP

(21) Appl. No.: **29/238,463**

(57) **CLAIM**

(22) Filed: **Sep. 15, 2005**

I claim the ornamental design for a cutting blade for a manual vegetable cutter, as shown.

(51) **LOC (8) Cl.** **07-04**

(52) **U.S. Cl.** **D7/673**

(58) **Field of Classification Search** D7/672,
D7/673, 677, 678, 693, 695, 381; 241/100,
241/95, 168, 169, 273.1–273.4, 274, 285.2;
30/247, 279.6, 280, 278, 286–291; 83/874,
83/856, 932, 954, 858, 717, 425.3, 431, 436.2,
83/697, 435.15, 437.7, 441.1, 698.11, 699.51,
83/699.61, 870, 167

DESCRIPTION

See application file for complete search history.

FIG. 1 is a perspective view of a cutting blade for a manual vegetable cutter showing my new design;
FIG. 2 is a plan view of the right side of the cutting blade of the invention;
FIG. 3 is a plan view of the left side of the cutting blade of the invention;
FIG. 4 is a plan view of the back of the cutting blade of the invention;
FIG. 5 is a plan view of the front of the cutting blade of the invention;
FIG. 6 is a plan view of the bottom of the cutting blade of the invention; and,
FIG. 7 is a plan view of the top of the cutting blade of the invention.

(56) **References Cited**

U.S. PATENT DOCUMENTS

D149,290 S * 4/1948 Meyran D7/695
5,075,973 A * 12/1991 Borner 30/279.6

1 Claim, 5 Drawing Sheets

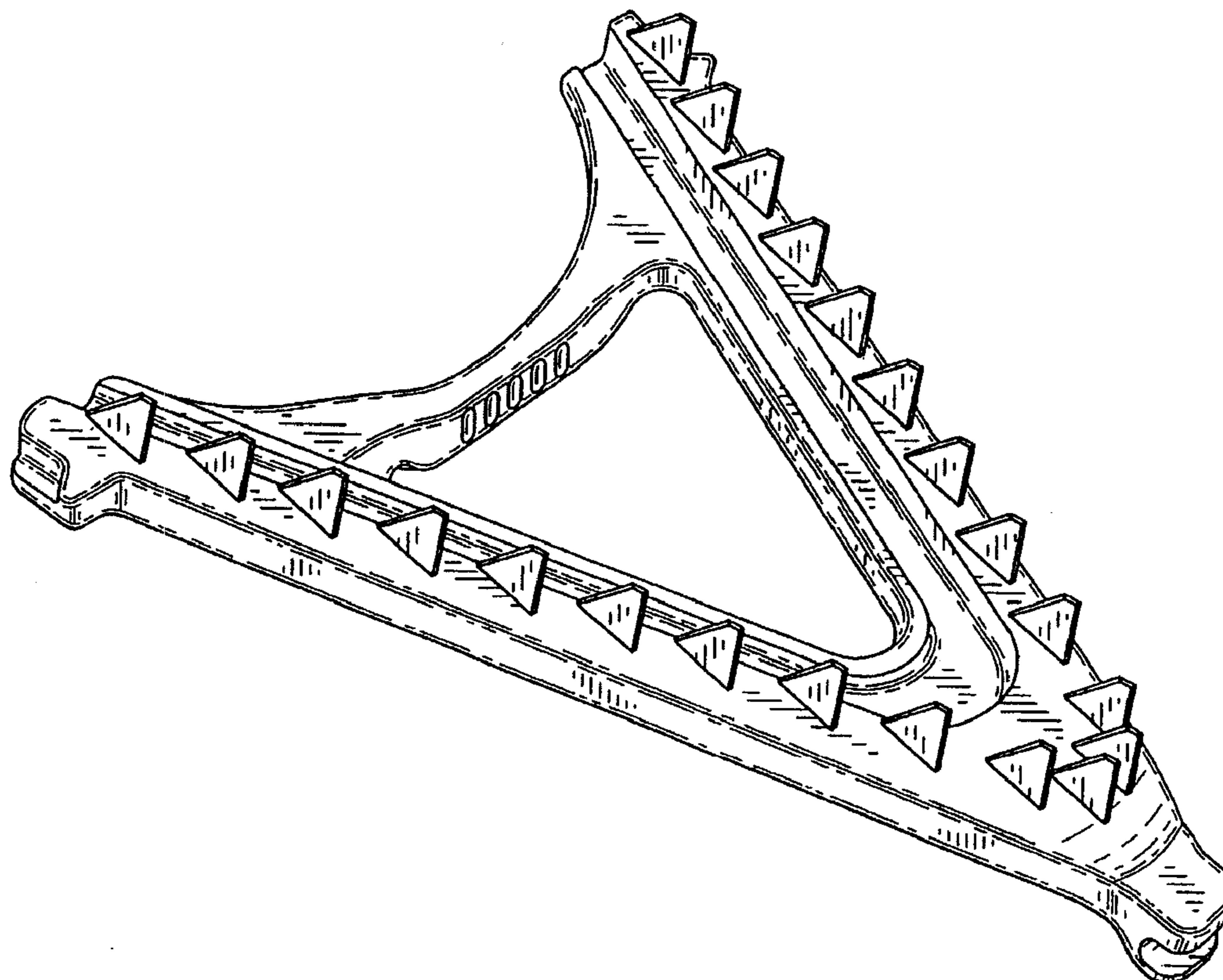


FIG. 1

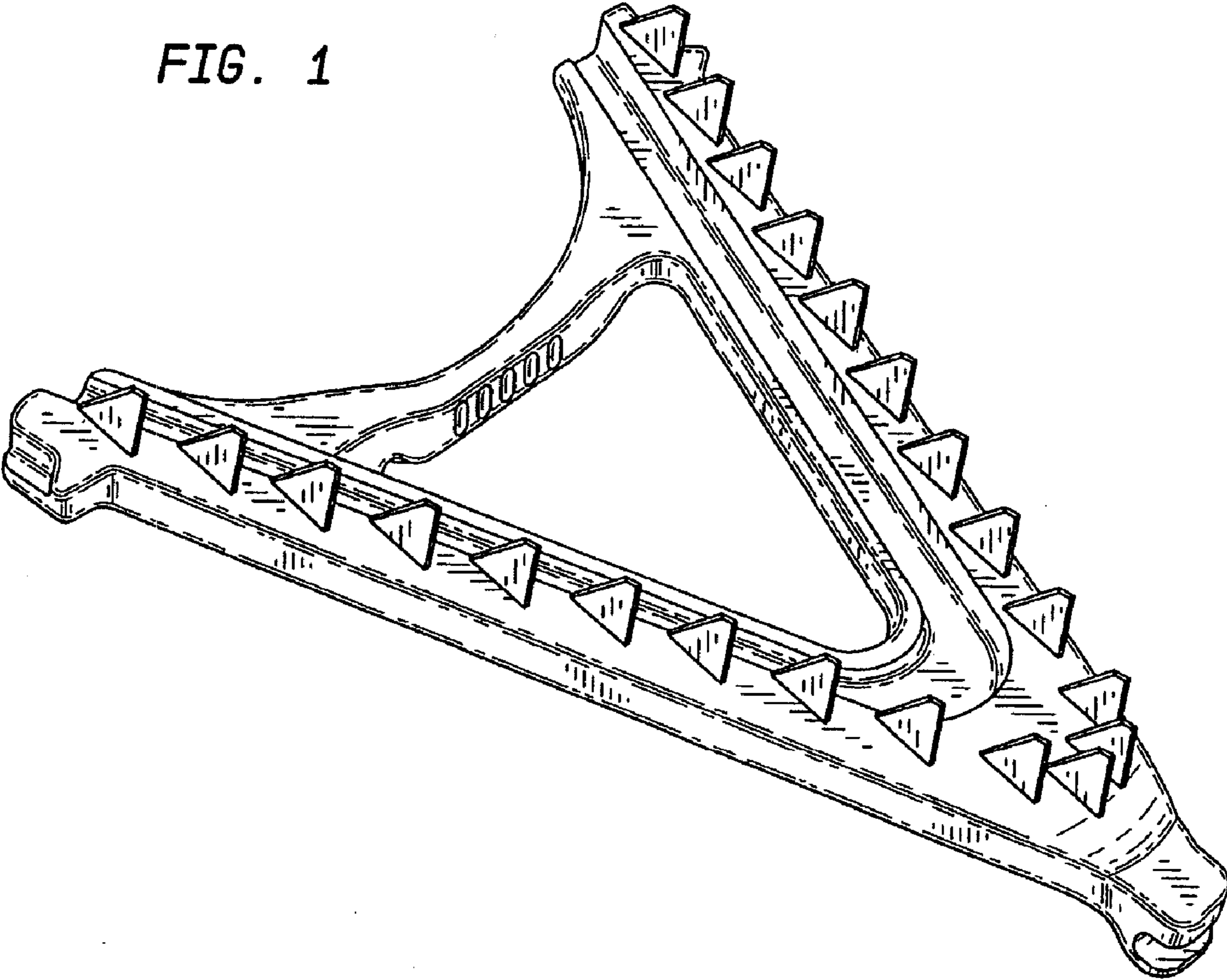


FIG. 2

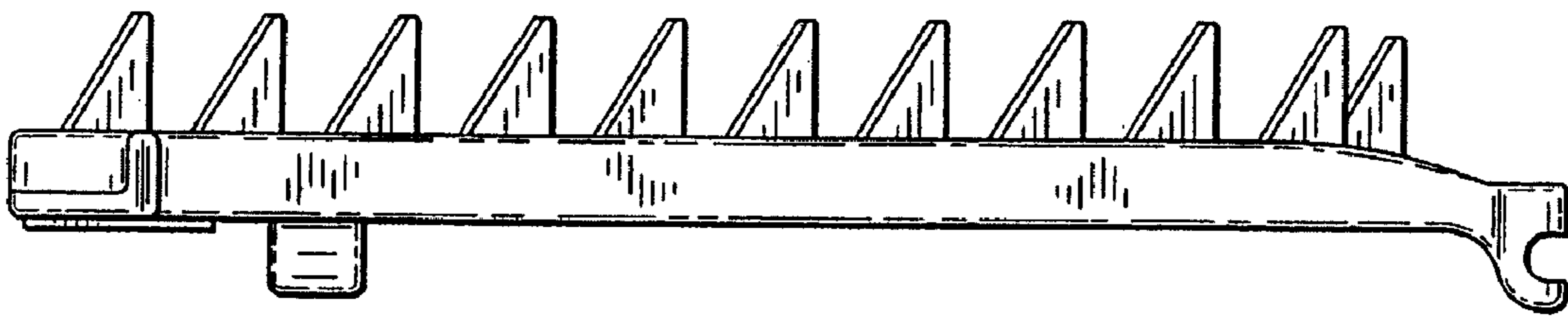


FIG. 3

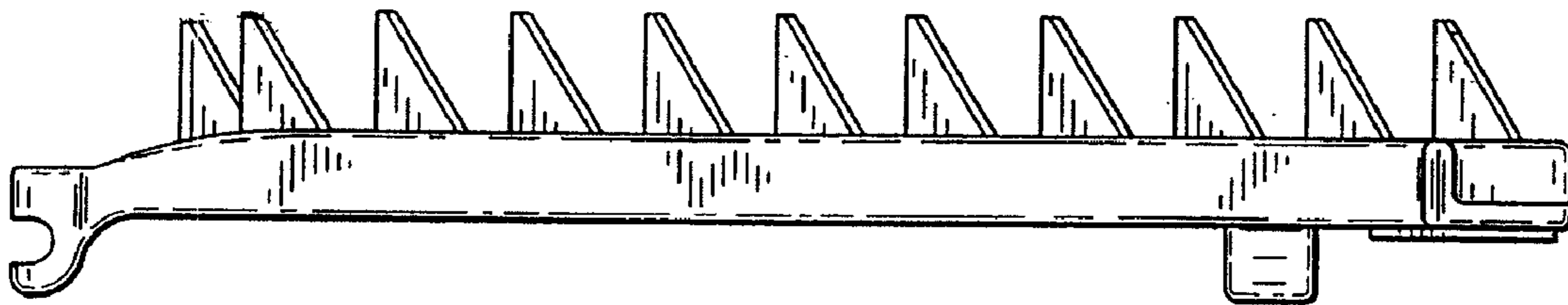


FIG. 4

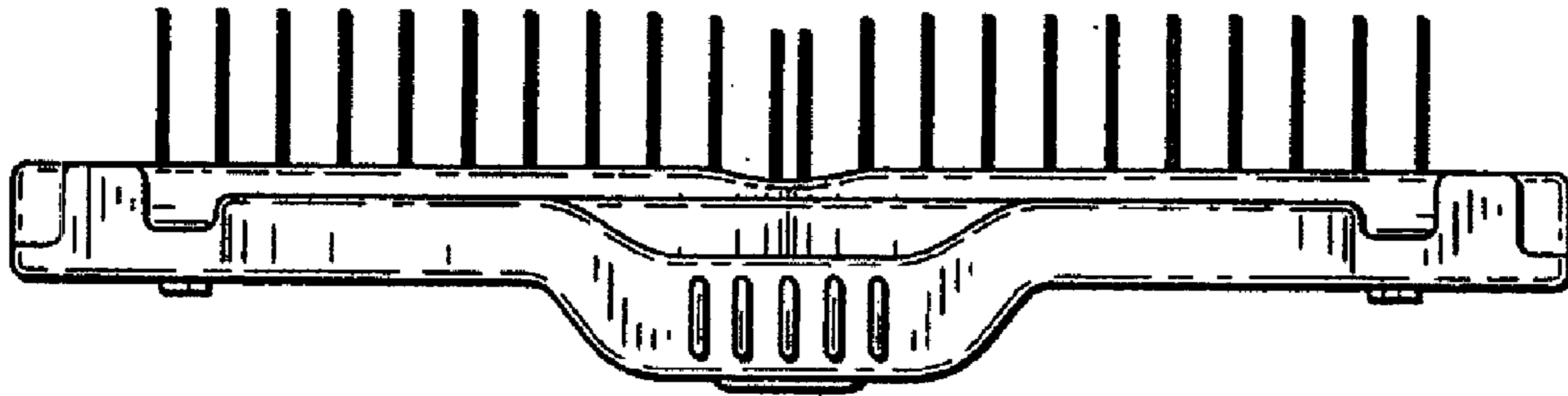


FIG. 5

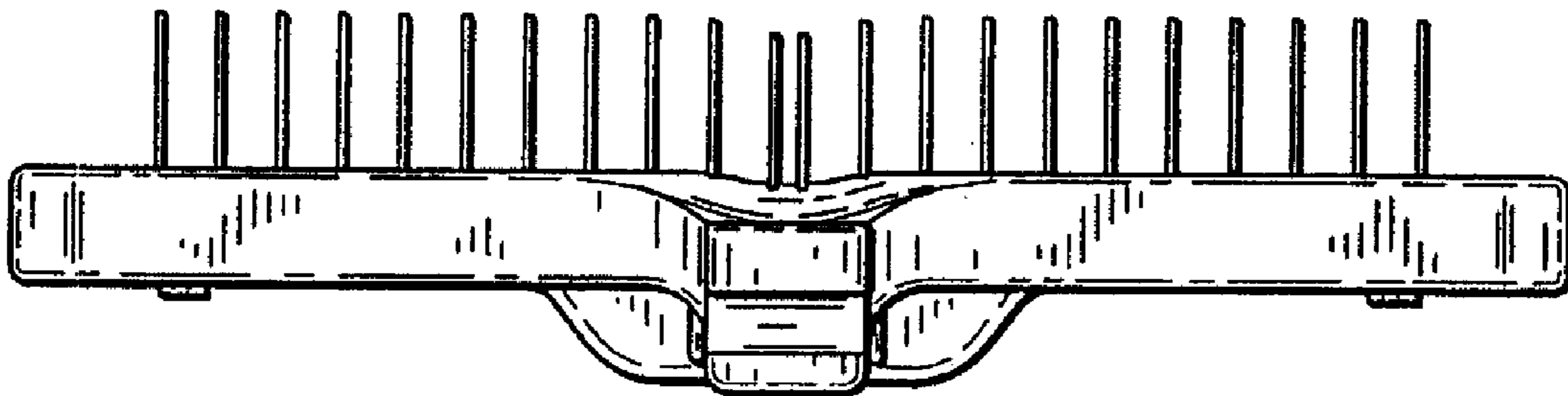


FIG. 6

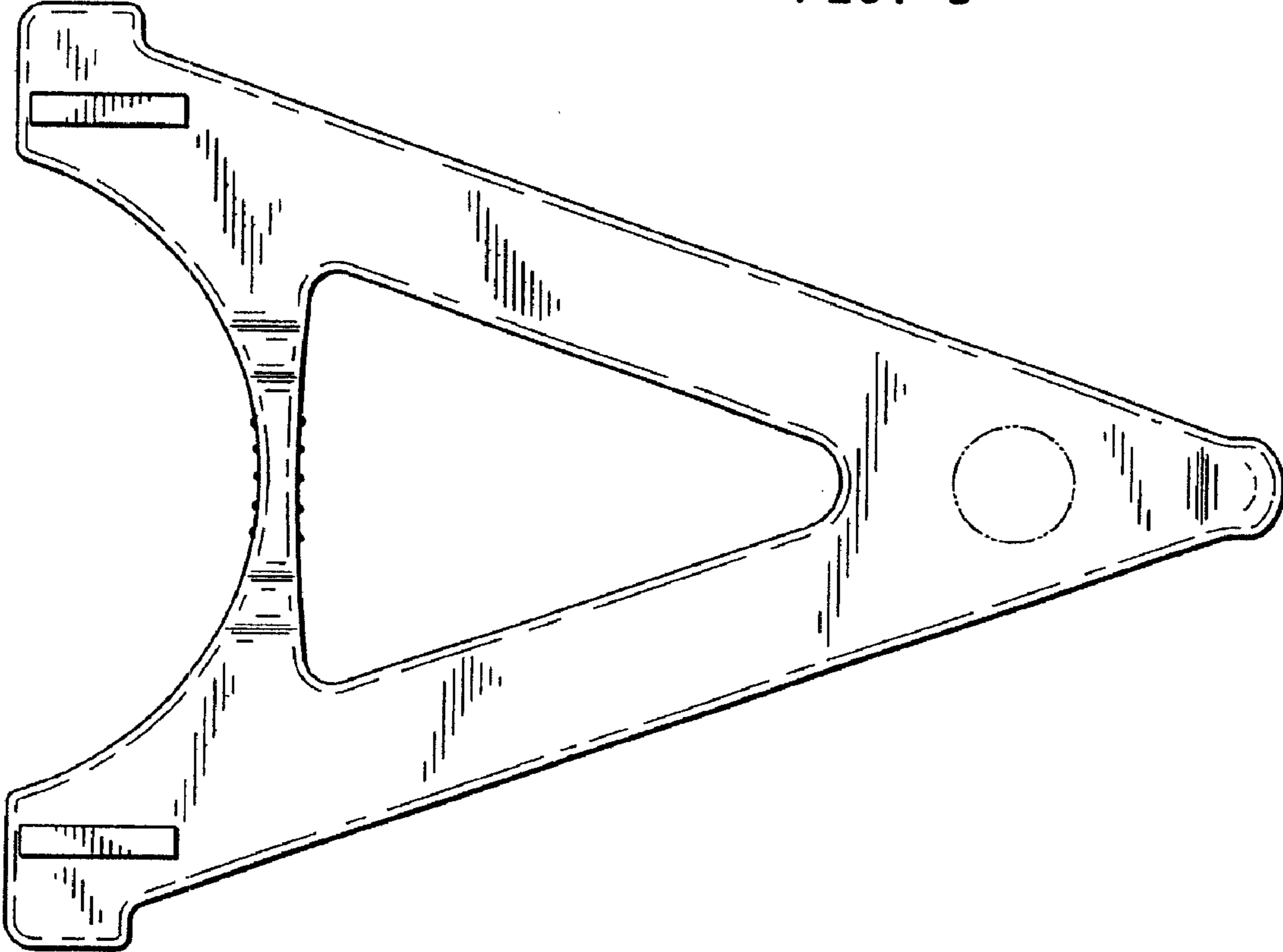


FIG. 7

