

US00D535529S

(12) **United States Design Patent**
Leahy

(10) **Patent No.:** **US D535,529 S**

(45) **Date of Patent:** **** Jan. 23, 2007**

(54) **DRINK COASTER**

(75) Inventor: **Laurie Leahy**, Tucson, AZ (US)

(73) Assignee: **Thirstystone Resources, Inc.**, Tucson, AZ (US)

(**) Term: **14 Years**

(21) Appl. No.: **29/251,218**

(22) Filed: **Jan. 5, 2006**

(51) **LOC (8) Cl.** **07-06**

(52) **U.S. Cl.** **D7/625; D7/619.2**

(58) **Field of Classification Search** D7/619.1,
D7/619.2, 623, 625; D2/896-899, 916, 917,
D2/926; 215/392-395; 220/737; 248/311.2,
248/346.01, 346.11

See application file for complete search history.

(56) **References Cited**

U.S. PATENT DOCUMENTS

- 2,163,309 A * 6/1939 McConnell 215/394
- D119,517 S * 3/1940 Wood D2/926
- 2,343,287 A * 3/1944 Elsaesser 215/394

- D190,468 S * 6/1961 Kurata D2/917
- D206,570 S * 1/1967 Seelicke D2/898
- D282,891 S * 3/1986 Satterfield D7/515
- D349,217 S * 8/1994 Spencer D7/625
- D421,520 S * 3/2000 Lawrence et al. D2/916
- D512,879 S * 12/2005 Haakenson D7/619.2

* cited by examiner

Primary Examiner—Terry A. Wallace

(74) *Attorney, Agent, or Firm*—Hayes Soloway P.C.

(57) **CLAIM**

The ornamental design for a drink coaster, as shown and described.

DESCRIPTION

FIG. 1 is a top plan view of a drink coaster showing my design;

FIG. 2 is a bottom plan view thereof;

FIG. 3 is a right side view thereof, the left side being a mirror image thereof;

FIG. 4 is a front end view thereof; and,

FIG. 5 is a back end view thereof.

1 Claim, 3 Drawing Sheets


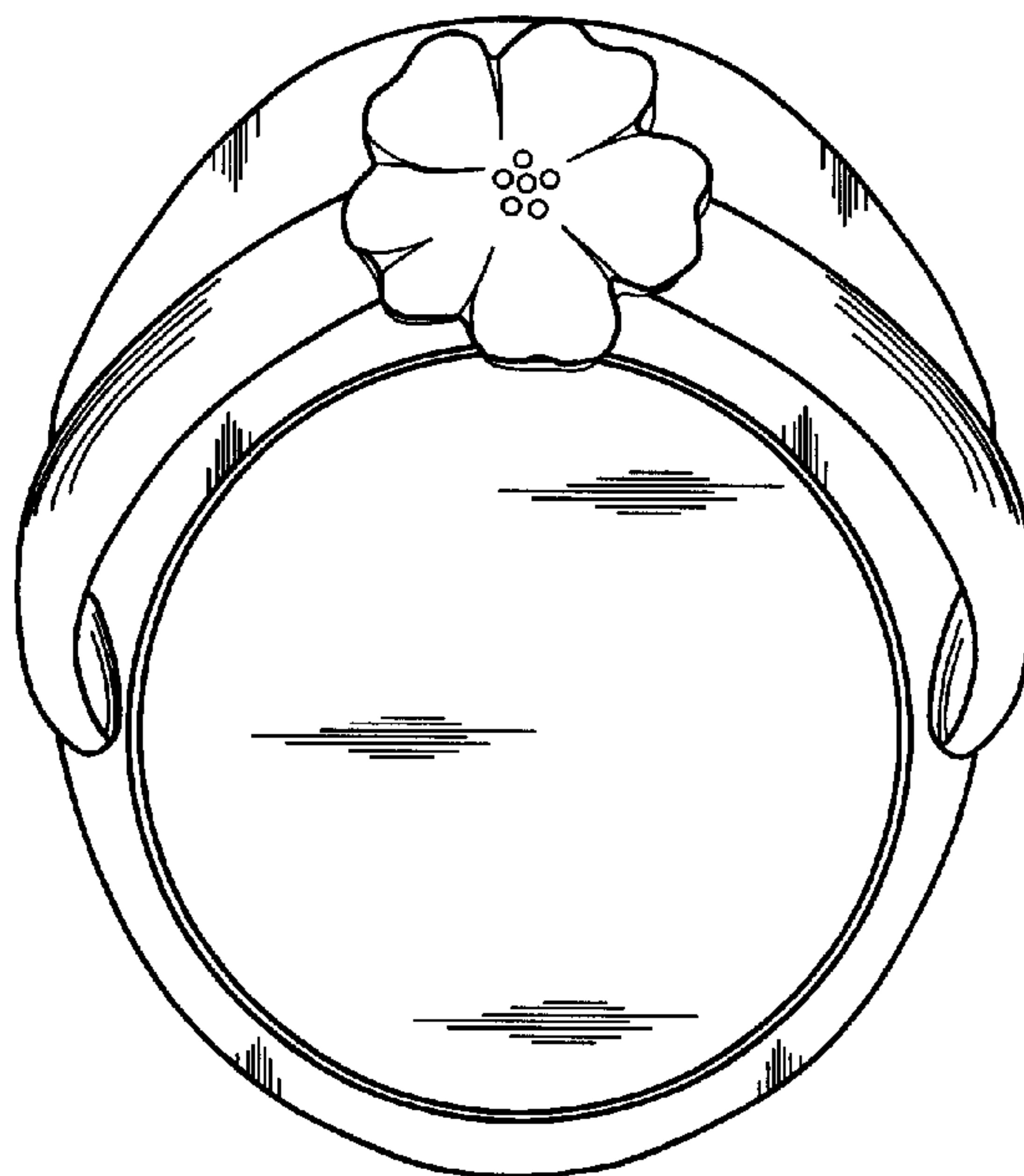


FIG. 1

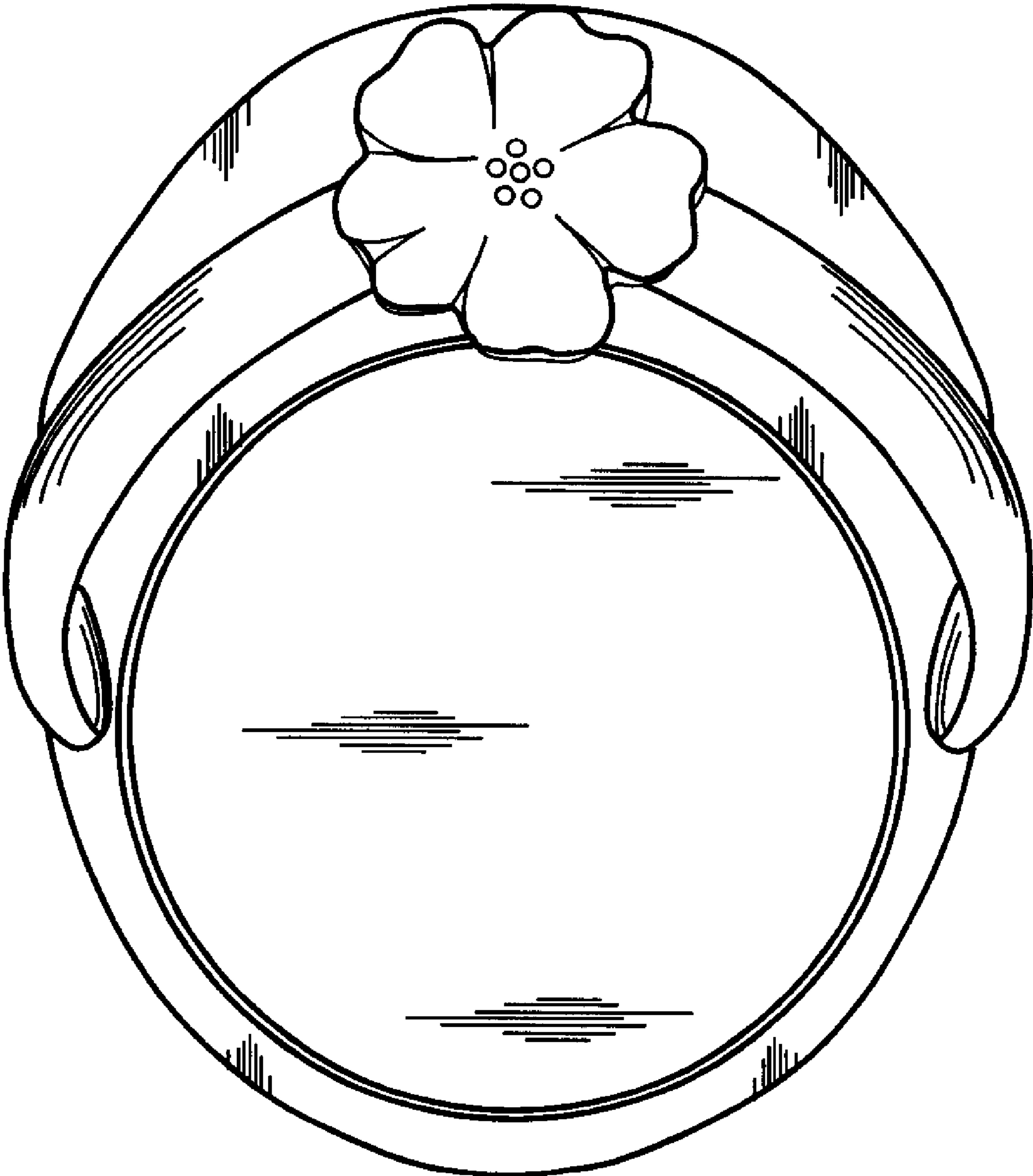


FIG. 2

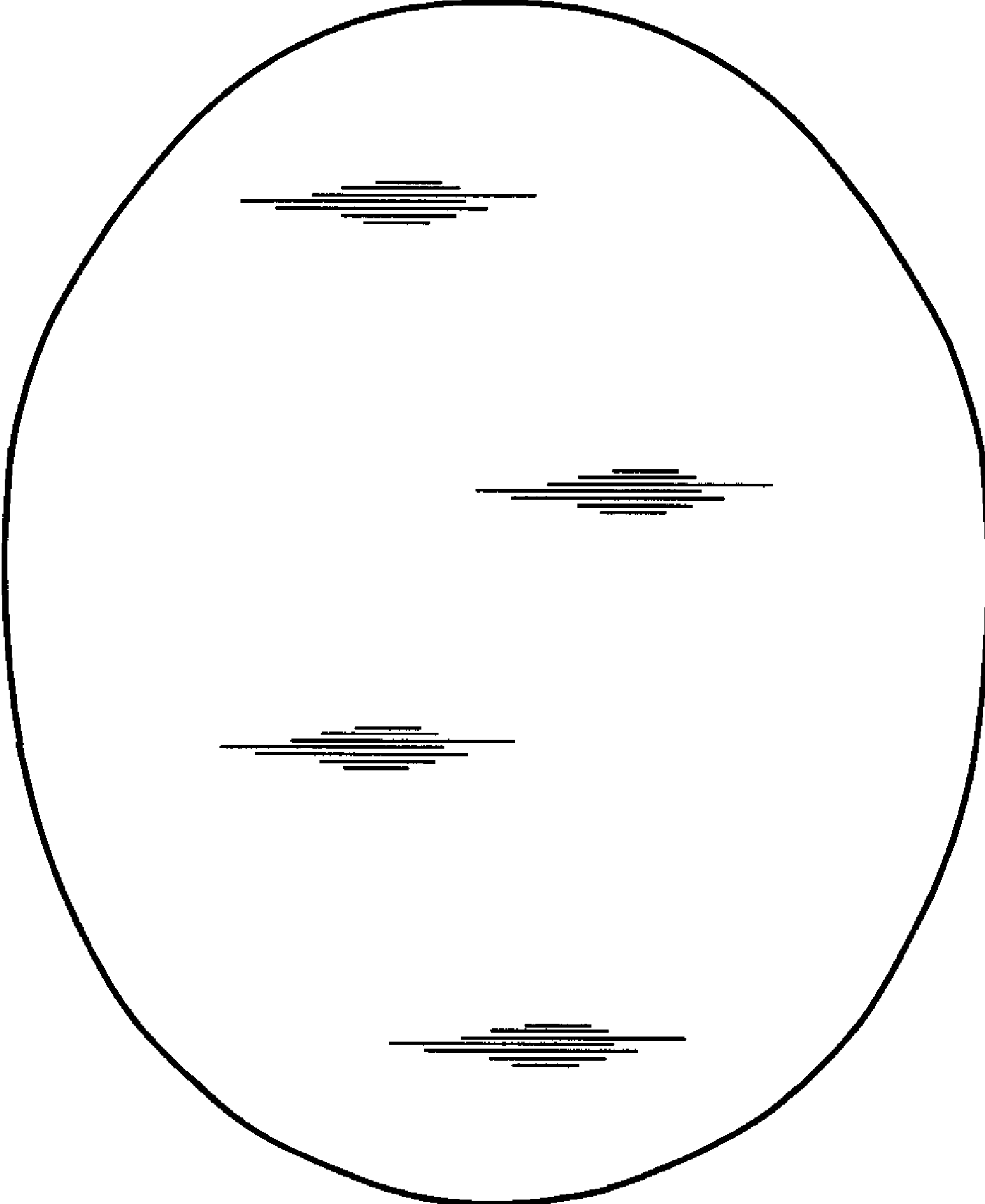


FIG. 3

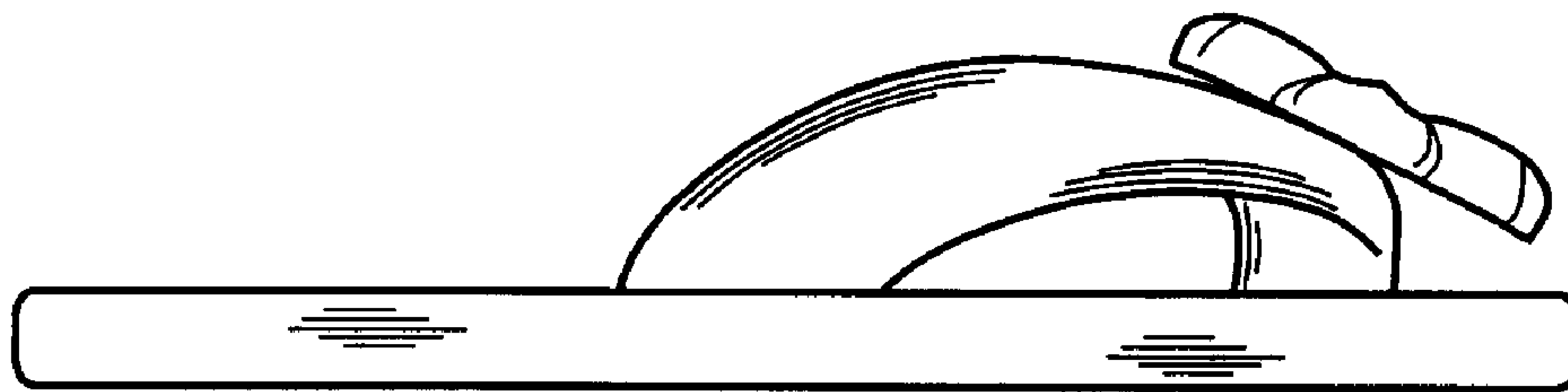


FIG. 4

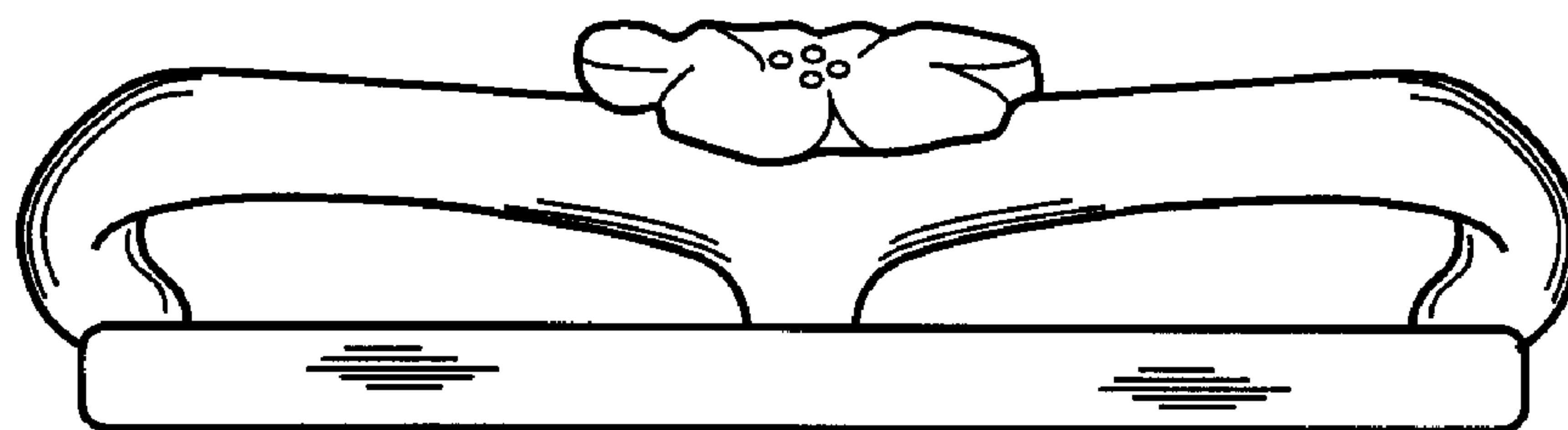


FIG. 5

