



US00D535521S

(12) **United States Design Patent**
Burns

(10) **Patent No.:** **US D535,521 S**

(45) **Date of Patent:** **** Jan. 23, 2007**

(54) **DRAFT TOWER**

(75) Inventor: **Dwight B. Burns**, Greenfield, WI (US)

(73) Assignee: **Coors Global Properties, Inc.**,
Lakewood, CO (US)

(**) Term: **14 Years**

(21) Appl. No.: **29/232,449**

(22) Filed: **Jun. 16, 2005**

(51) **LOC (8) Cl.** **31-00**

(52) **U.S. Cl.** **D7/397; D7/301**

(58) **Field of Classification Search** D7/397,
D7/301, 306, 308, 313, 599, 619.2, 625, 628;
D9/600; D20/41, 17; 40/369, 407, 411, 422,
40/446, 542, 544; D11/131-133, 157, 164;
222/153.02-153.03, 183, 400.7, 153.14,
222/131, 400.8

See application file for complete search history.

(56) **References Cited**

U.S. PATENT DOCUMENTS

D304,665 S * 11/1989 Start D7/313
D369,572 S * 5/1996 Buck et al. D11/131
D384,002 S * 9/1997 David et al. D11/164
D422,075 S * 3/2000 Hakuta et al. D23/499

D503,869 S * 4/2005 Hei D7/378
D518,677 S * 4/2006 Van Berlo D7/306
D522,406 S * 6/2006 Dahl D11/157

* cited by examiner

Primary Examiner—Ian Simmons

Assistant Examiner—Maurice Stevens

(74) *Attorney, Agent, or Firm*—Sheridan Ross PC

(57) **CLAIM**

The ornamental design for a draft tower, as shown and described.

DESCRIPTION

FIG. 1 is a front perspective view of a draft tower, showing my new design;

FIG. 2 is a top plan view of the invention illustrated in FIG. 1;


FIG. 3 is a left elevation view of the invention illustrated in FIG. 1;

FIG. 4 is a rear elevation view of the invention illustrated in FIG. 1;

FIG. 5 is a right elevation view of the invention illustrated in FIG. 1; and,

FIG. 6 is a front elevation view of the invention illustrated in FIG. 1.

1 Claim, 2 Drawing Sheets



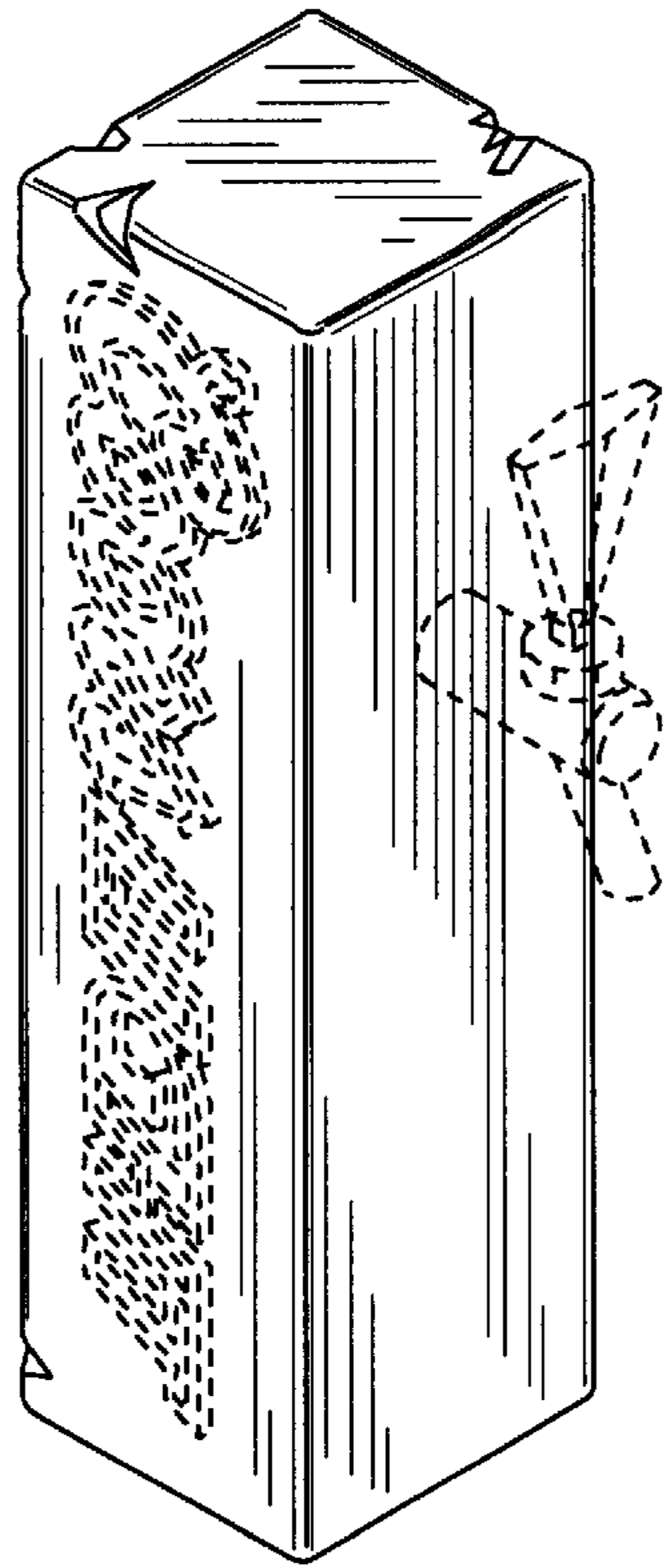


Fig. 1

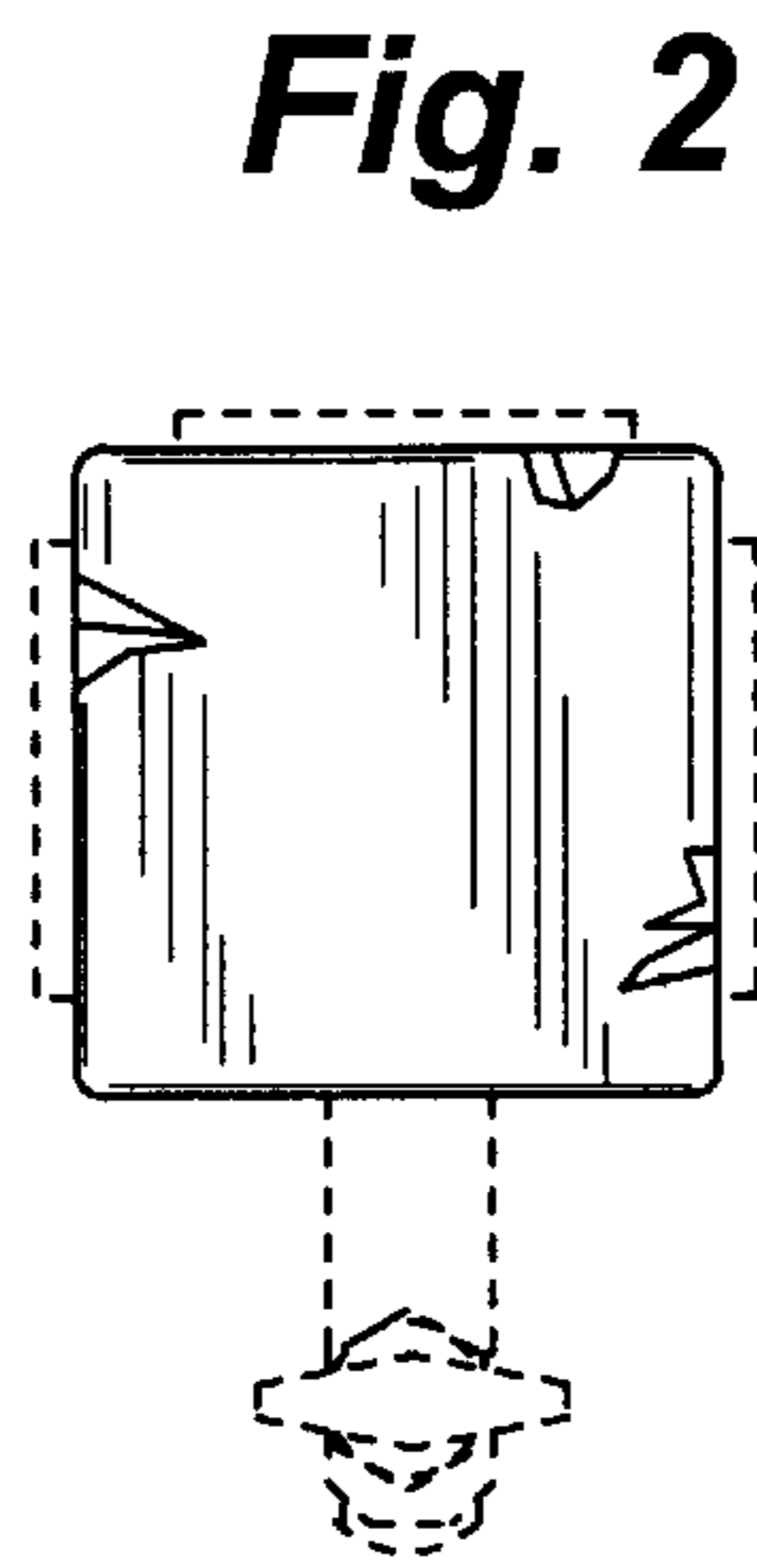


Fig. 2

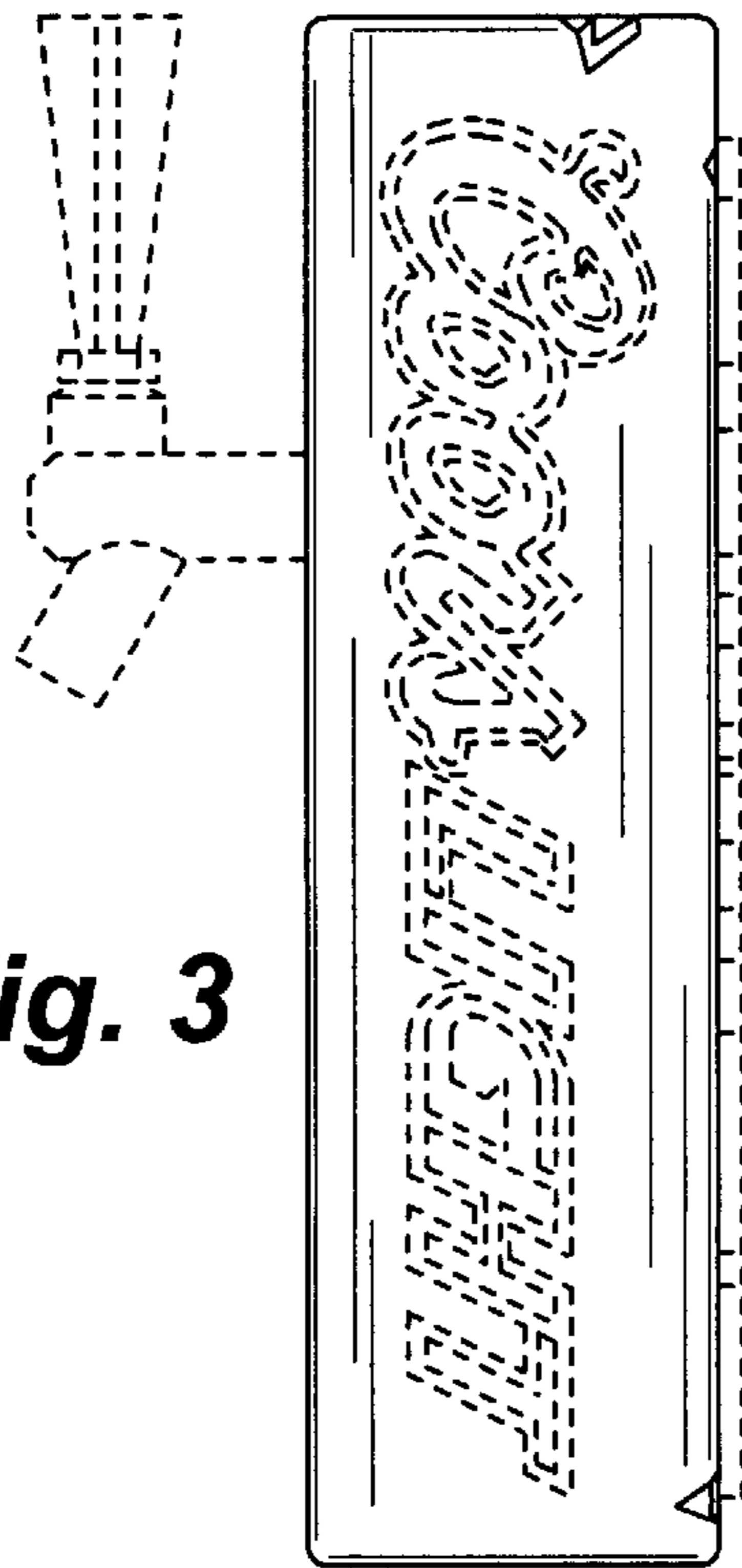


Fig. 3

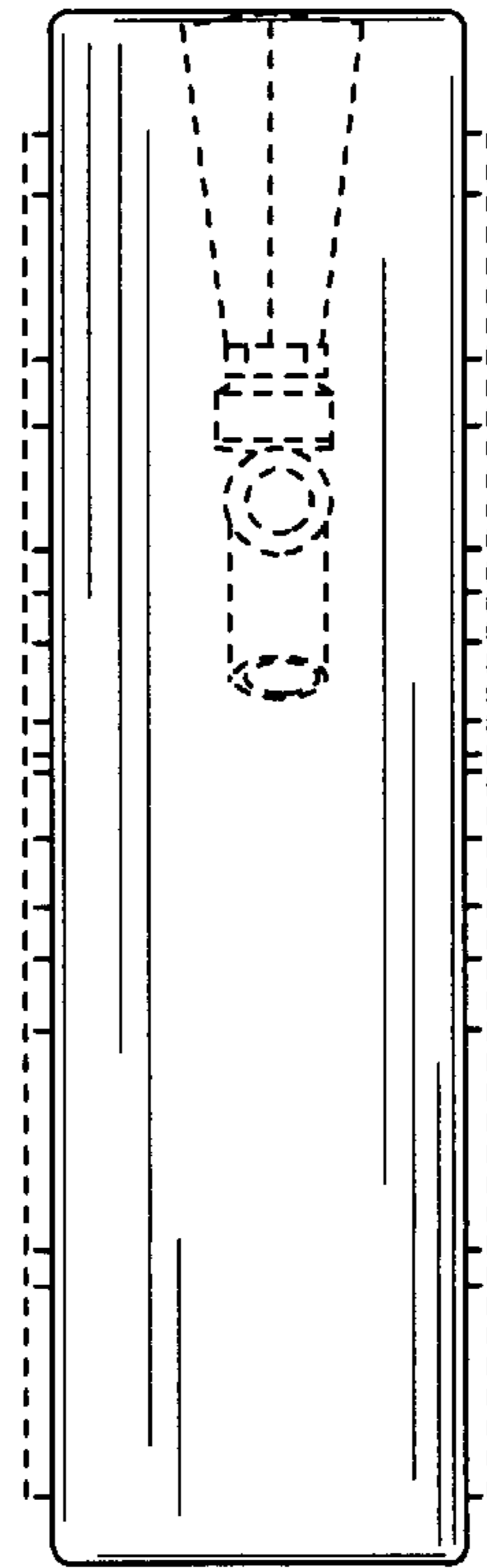


Fig. 4

Fig. 5

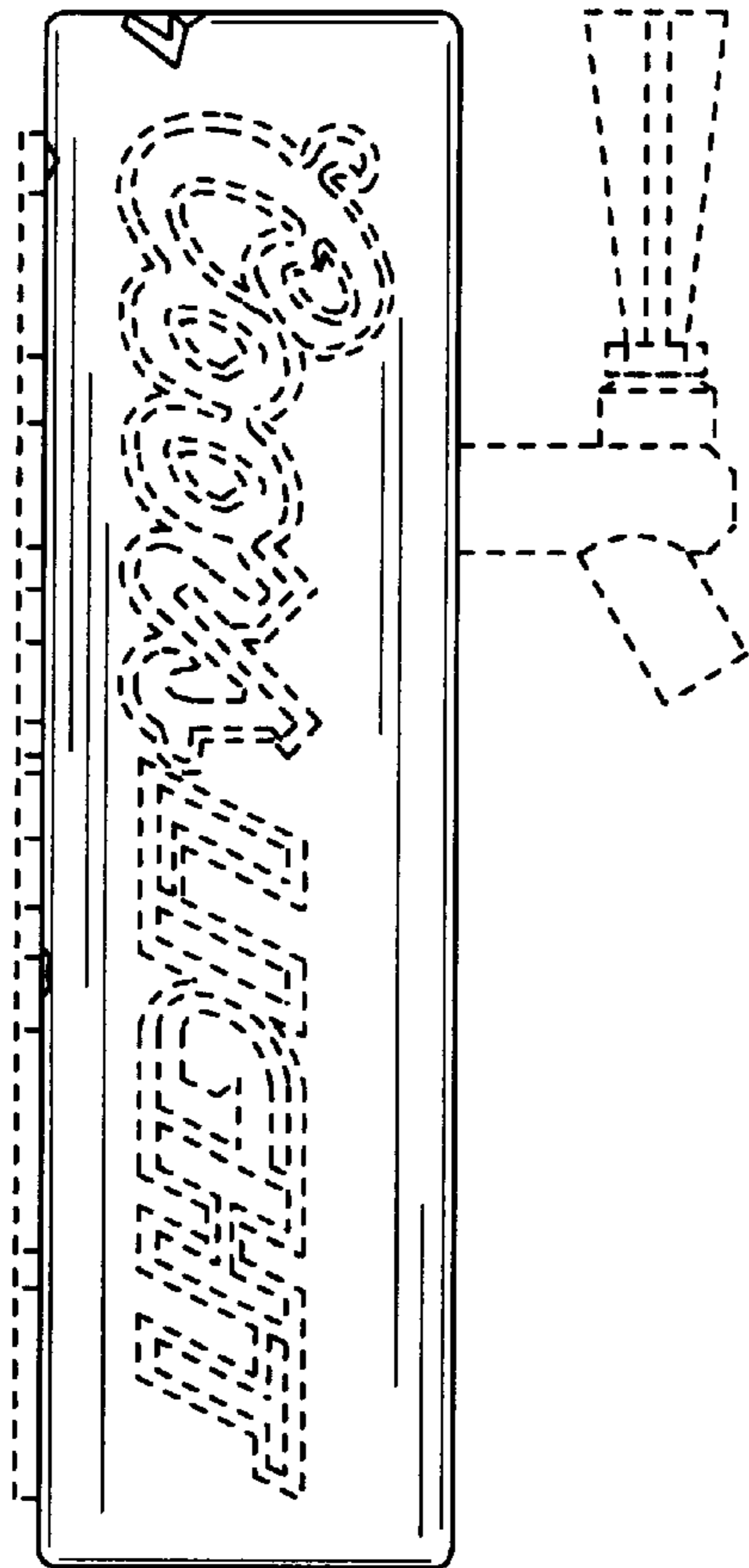


Fig. 6

