



US00D535508S

(12) **United States Design Patent**
Schmitt

(10) **Patent No.:** **US D535,508 S**
(45) **Date of Patent:** **** Jan. 23, 2007**

- (54) **FOOTBOARD**
- (75) Inventor: **Jack Schmitt**, San Juan Capistrano, CA (US)
- (73) Assignee: **Amini Innovation Corp.**, Pico Rivera, CA (US)
- (**) Term: **14 Years**
- (21) Appl. No.: **29/226,375**
- (22) Filed: **Mar. 29, 2005**
- (51) **LOC (8) Cl.** **06-06**
- (52) **U.S. Cl.** **D6/505**
- (58) **Field of Classification Search** D6/382–395, D6/505–508, 397; 5/53.1, 279.1, 280, 281, 5/2.1, 907, 414
See application file for complete search history.

- D470,331 S 2/2003 Stanton
- D470,681 S 2/2003 O'Hare
- D471,732 S 3/2003 Warren et al.
- D472,068 S * 3/2003 Risdon et al. D6/393
- D473,064 S 4/2003 O'Hare
- D474,917 S 5/2003 Risdon
- D475,218 S 6/2003 Schmitt
- D475,224 S 6/2003 Paus
- D475,862 S 6/2003 McDaniel et al.
- D487,199 S 3/2004 Schmitt
- D487,363 S 3/2004 Schmitt
- D493,976 S 8/2004 Bergelin
- D508,178 S * 8/2005 Mohundro D6/505
- D517,845 S * 3/2006 Schmitt D6/505

OTHER PUBLICATIONS

Amini Innovation, Corp. Monte Carlo Collection, #53000 Series, 2001, 1 pages.
 Amini Innovation, Corp. La Francaise Collection, #50000 Series, Sep. 11, 2002, 3 pages.
 Thomasville, Impressions—Madison county, bed.

* cited by examiner

Primary Examiner—Janice E. Seeger
 (74) *Attorney, Agent, or Firm*—Cislo & Thomas, LLP

(56) **References Cited**

U.S. PATENT DOCUMENTS

- 182,544 A 9/1876 Amaud
- 1,087,573 A 2/1914 Dautrich
- D90,256 S 7/1933 McClure
- 4,080,674 A 3/1978 Fredman et al.
- D353,953 S * 1/1995 Keller D6/395
- D389,663 S 1/1998 Paus
- D402,833 S 12/1998 Hazen et al.
- D404,217 S 1/1999 Zaidman et al.
- D435,357 S * 12/2000 Craig D6/389
- D441,980 S 5/2001 McDaniel et al.
- D443,432 S 6/2001 Vaaler
- D443,445 S 6/2001 O'Hare et al.
- D443,446 S 6/2001 O'Hare et al.
- D445,284 S 7/2001 Chen
- D445,592 S 7/2001 O'Hare et al.
- D449,939 S 11/2001 Vaaler
- D457,346 S 5/2002 O'Hare
- D459,120 S * 6/2002 Stanton D6/505
- D460,288 S 7/2002 Vaaler
- D463,157 S 9/2002 Lenger
- D468,552 S 1/2003 O'Hare
- D470,329 S 2/2003 Vaaler

(57) **CLAIM**


I claim the ornamental design for the footboard, as shown and described.

DESCRIPTION

FIG. 1 is a front elevational view of a footboard showing my new design;
 FIG. 2 is a left-side elevational view thereof;
 FIG. 3 is a right-side elevational view thereof;
 FIG. 4 is a top plan view thereof; and,
 FIG. 5 is an enlarged detail of the elevational front center and top plan ornamentation of the footboard illustrating it in enlarged detail.

The claimed design does not include any depth for the ornamental details shown within the perimeter moldings.

1 Claim, 5 Drawing Sheets



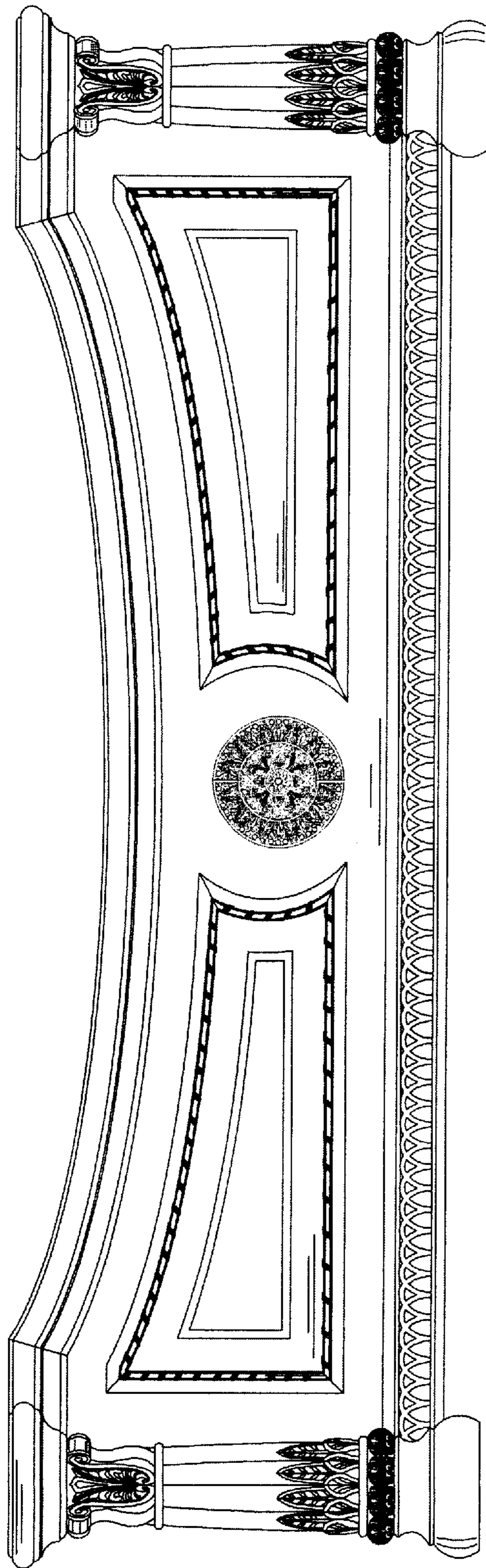


Fig. 1

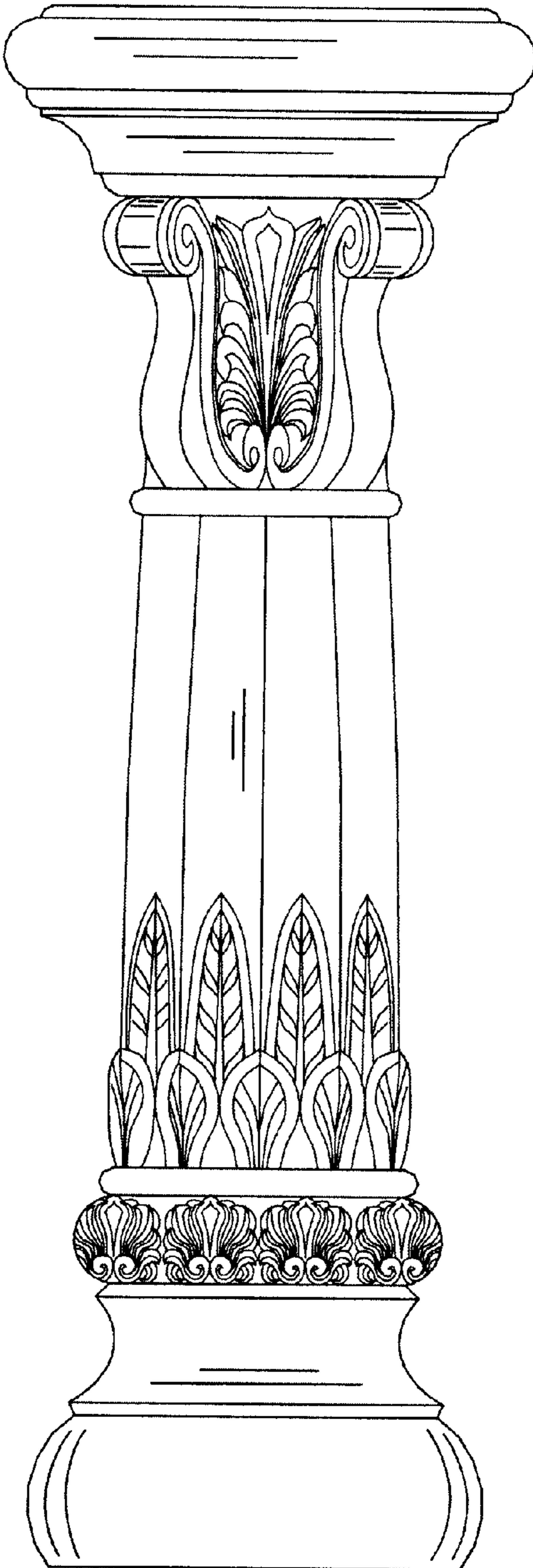


Fig. 2

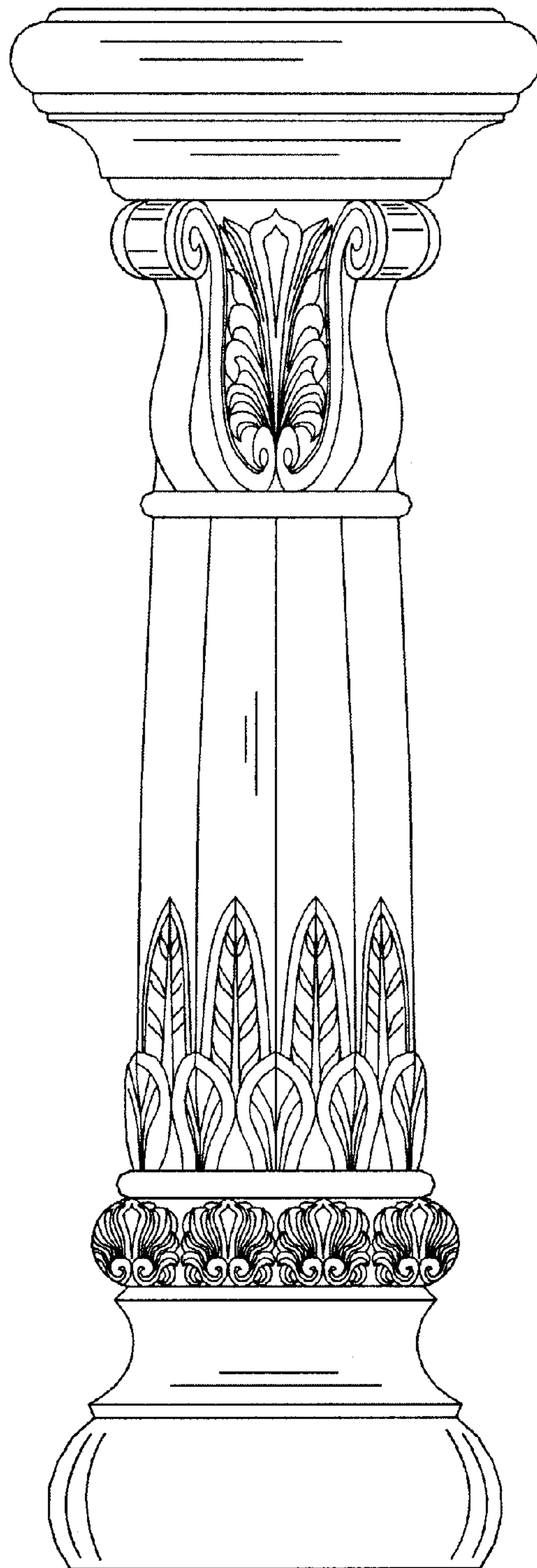


Fig. 3

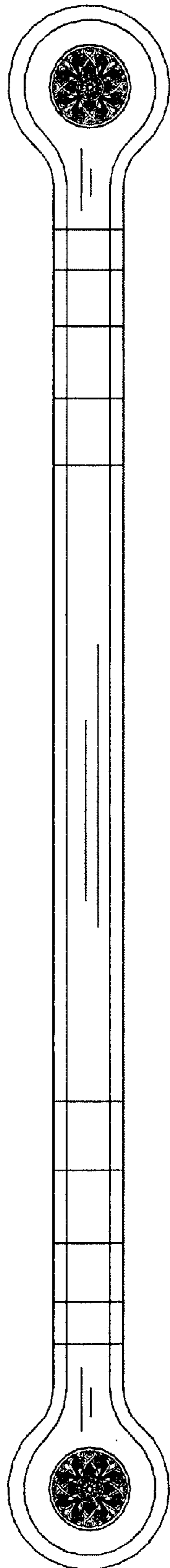


Fig. 4




Fig. 5