

US00D535496S

(12) **United States Design Patent** (10) **Patent No.:** **US D535,496 S**
Killinger et al. (45) **Date of Patent:** **** Jan. 23, 2007**

(54) **MAGAZINE HOLDER**
(75) Inventors: **Timothy D. Killinger**, Plainfield, IL (US); **Matthew G. Lerch**, Chicago, IL (US); **Aaron W. Smith**, Plainfield, IL (US); **Gilberto Cavada, Jr.**, Melrose Park, IL (US); **Melanie Lyn Conklin**, Chicago, IL (US); **John Bennett Freese**, Evanston, IL (US)

(73) Assignee: **Rubbermaid Incorporated**, Fairlawn, OH (US)

(**) Term: **14 Years**

(21) Appl. No.: **29/224,687**

(22) Filed: **Mar. 4, 2005**

(51) **LOC (8) Cl.** **06-04**

(52) **U.S. Cl.** **D6/475; D19/90**

(58) **Field of Classification Search** D6/407, D6/449, 466, 469, 475; 211/10, 11, 13.1, 211/42, 49.1; D19/86, 90, 91, 95; 220/830
See application file for complete search history.

(56) **References Cited**

U.S. PATENT DOCUMENTS

1,396,910 A	11/1921	Annable	
1,598,467 A	8/1926	Weeks	
D231,137 S	4/1974	Juhlin	
3,934,724 A	1/1976	Johnson	
4,102,453 A	7/1978	Carroll et al.	
4,238,032 A	12/1980	Thurman	
4,320,837 A	3/1982	Carroll et al.	
4,901,883 A *	2/1990	Hoffman	220/830
D309,066 S *	7/1990	Foran et al.	D6/466
D310,925 S	10/1990	Mervar et al.	
D314,215 S	1/1991	Hawes, Jr. et al.	
5,036,988 A	8/1991	Rouire	
D331,257 S	11/1992	Breen et al.	
D334,593 S	4/1993	Evenson	
D335,996 S	6/1993	Evenson	
D338,917 S	8/1993	Aaldenberg	
D348,904 S	7/1994	Linder	
D356,822 S	3/1995	Volk	

D381,691 S	7/1997	Miyake	
D382,402 S	8/1997	Pawuk et al.	
D385,921 S	11/1997	Tisbo	
D390,606 S	2/1998	Cheris et al.	
D390,876 S	2/1998	Cheris et al.	
D393,005 S	3/1998	Devito	
D400,926 S	11/1998	Stravitz	
D420,051 S	2/2000	Conley et al.	
D434,804 S	12/2000	Chang	
D444,816 S	7/2001	Stravitz	
D446,967 S *	8/2001	Stravitz	D6/449
D454,371 S	3/2002	Goodman et al.	

(Continued)

OTHER PUBLICATIONS

U.S. Appl. No. 29/202,743, Killinger et al.

Primary Examiner—Robert M. Spear

Assistant Examiner—Mary Ann Calabrese

(74) *Attorney, Agent, or Firm*—Marshall, Gerstein & Borun LLP

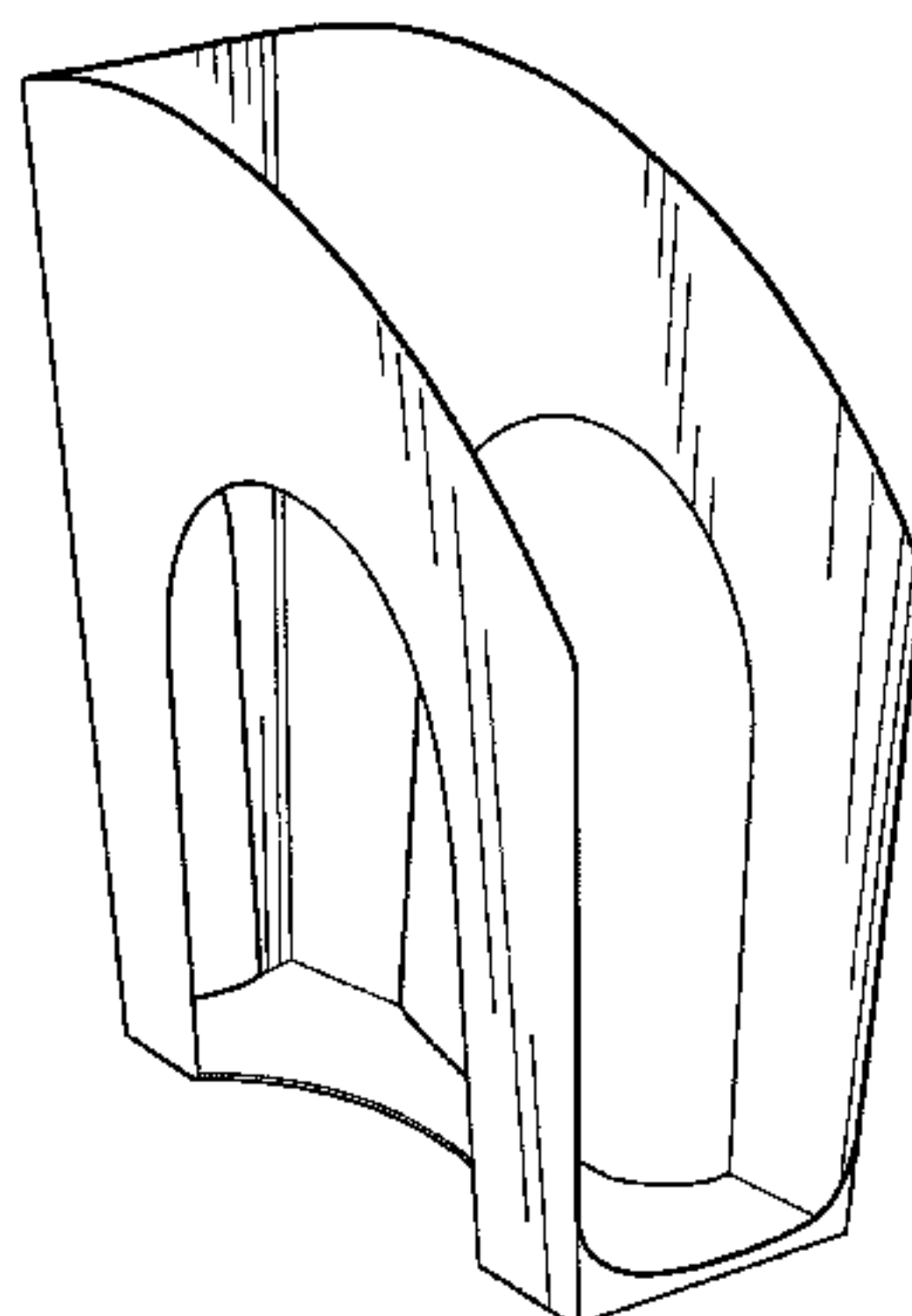
(57) **CLAIM**

The ornamental design for a “magazine holder,” as shown and described.

DESCRIPTION

FIG. 1 is a perspective view showing our new design; FIG. 2 is a front elevational view of the magazine holder of FIG. 1; FIG. 3 is a top plan view of the magazine holder of FIG. 1; FIG. 4 is a right side elevational view of the magazine holder of FIG. 1; the left side elevational view being a mirror image thereof; FIG. 5 is a bottom plan view of the magazine holder of FIG. 1; FIG. 6 is a rear elevational view of the magazine holder of FIG. 1; and, FIG. 7 is a perspective view of the magazine holder of FIG. 1 nested with like magazine holders shown in broken lines for illustrative purposes only forming no part of the claimed design.

1 Claim, 3 Drawing Sheets



US D535,496 S

Page 2

U.S. PATENT DOCUMENTS

6,352,162 B1 3/2002 Yang et al.
D468,352 S 1/2003 Chen
D479,273 S 9/2003 Chang
D492,360 S 6/2004 Hardy

D498,263 S 11/2004 Goodman et al.
D504,467 S 4/2005 Killinger et al.
D512,743 S 12/2005 Killinger et al.

* cited by examiner

FIG. 1

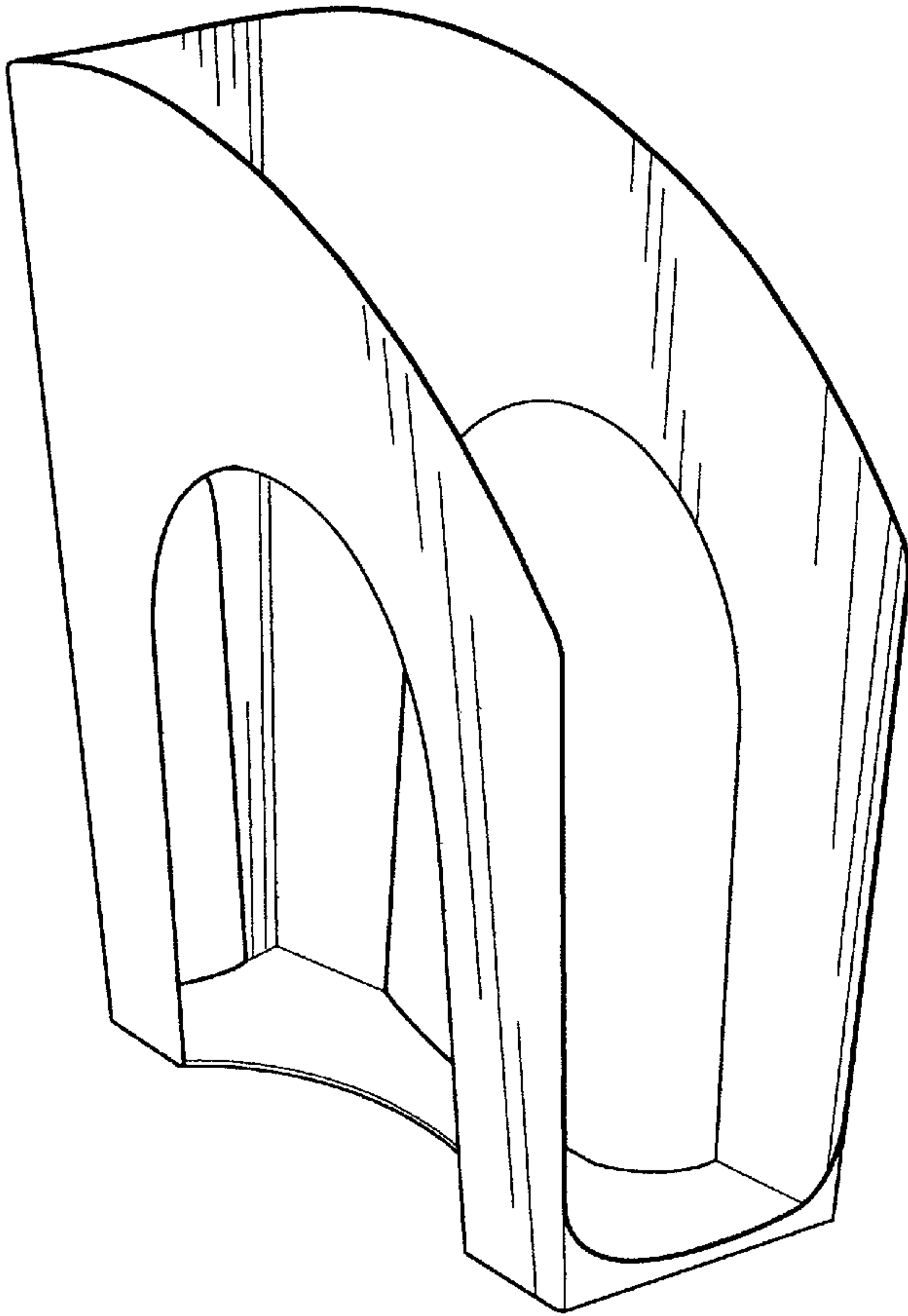


FIG. 2

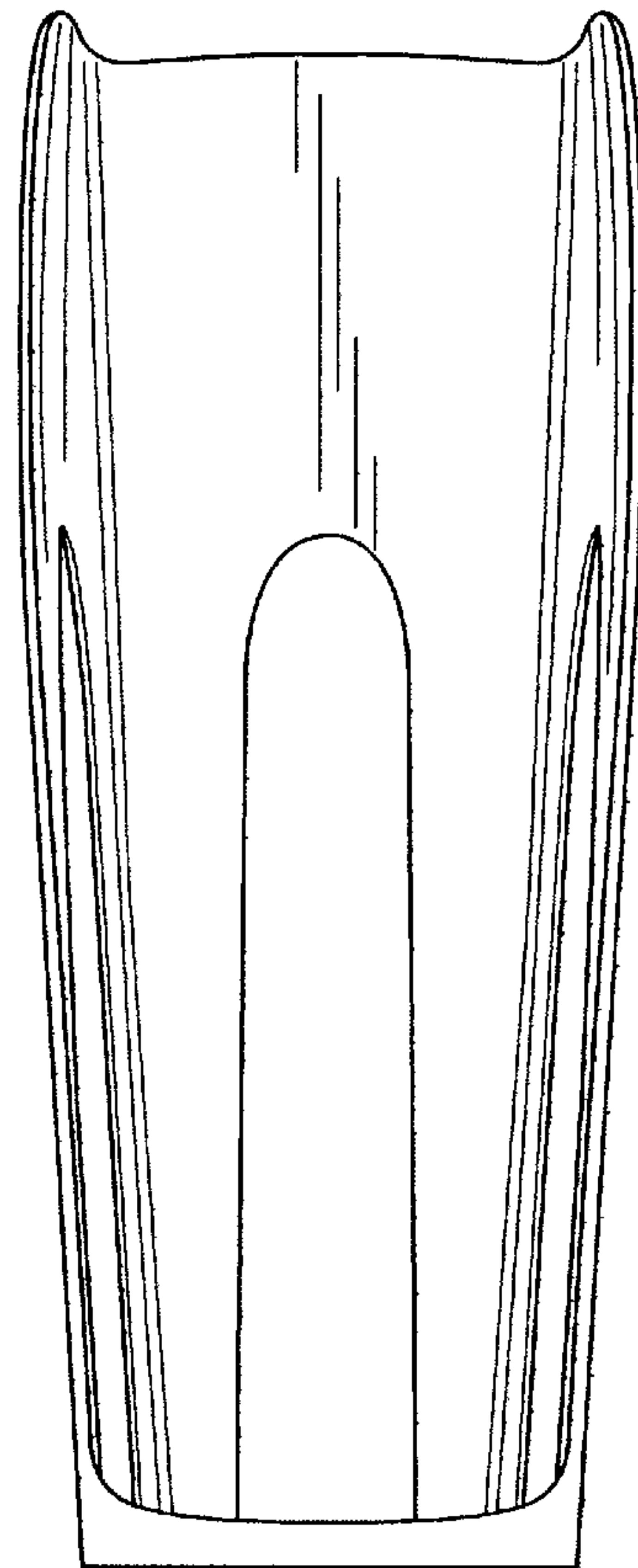


FIG. 3

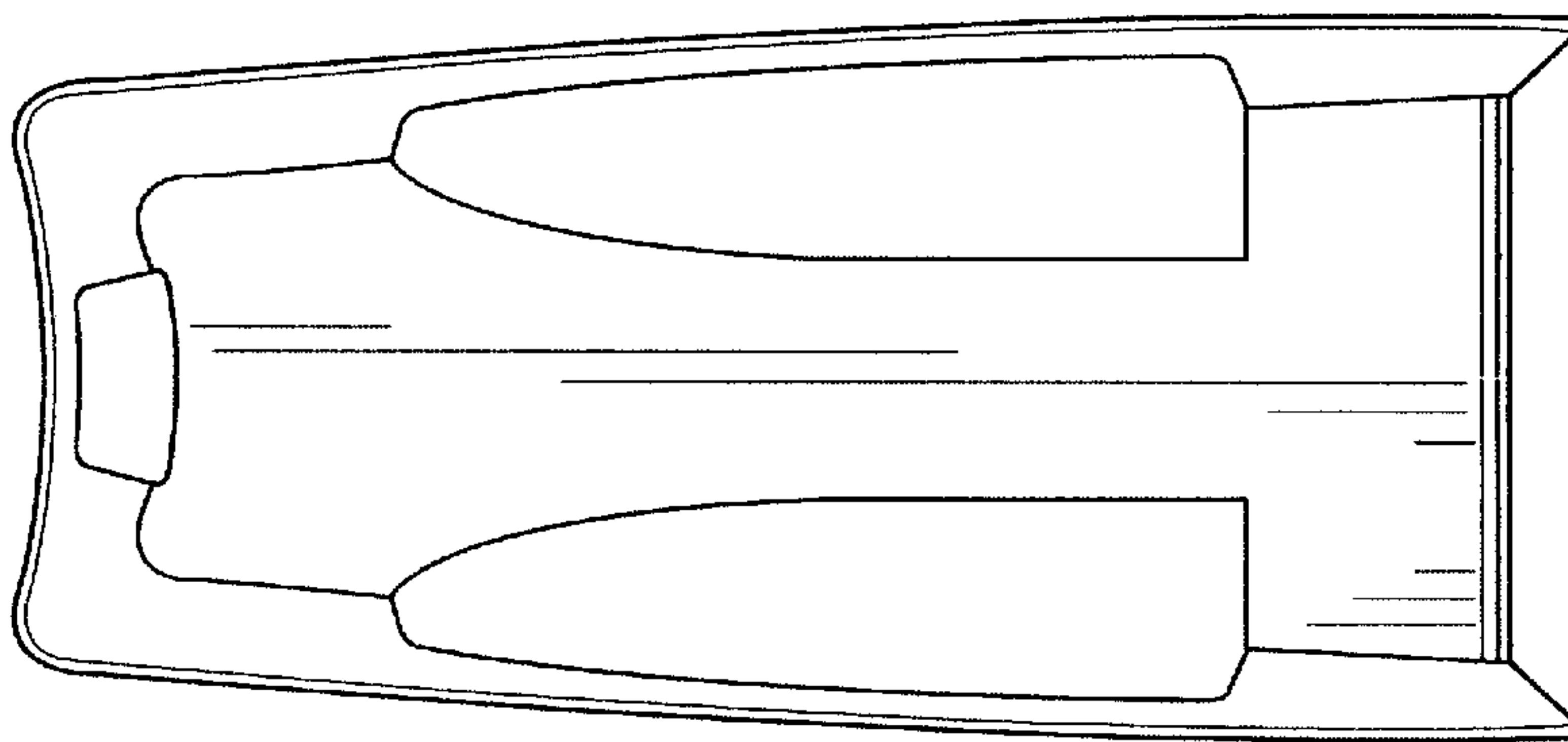


FIG. 4

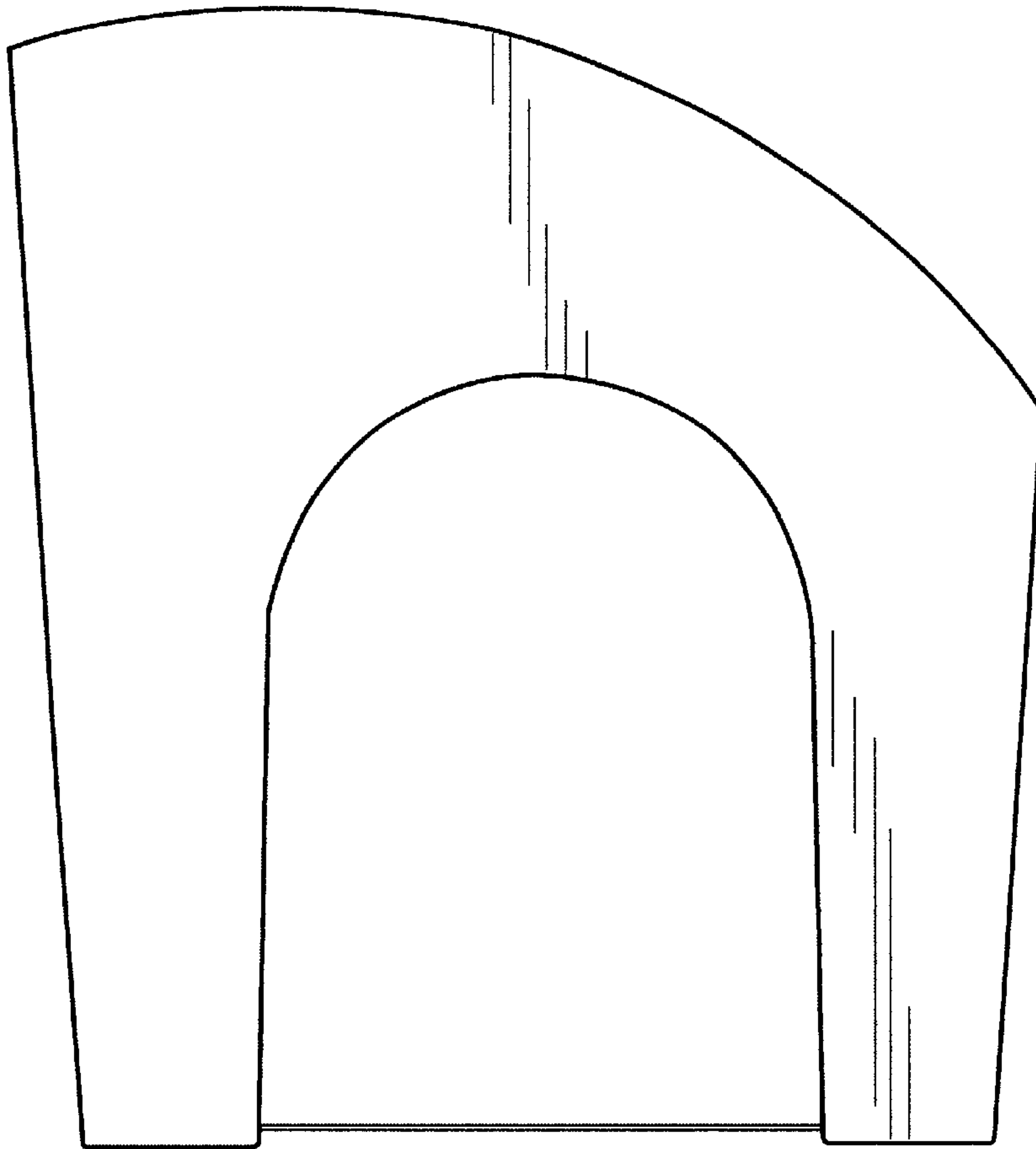


FIG. 5

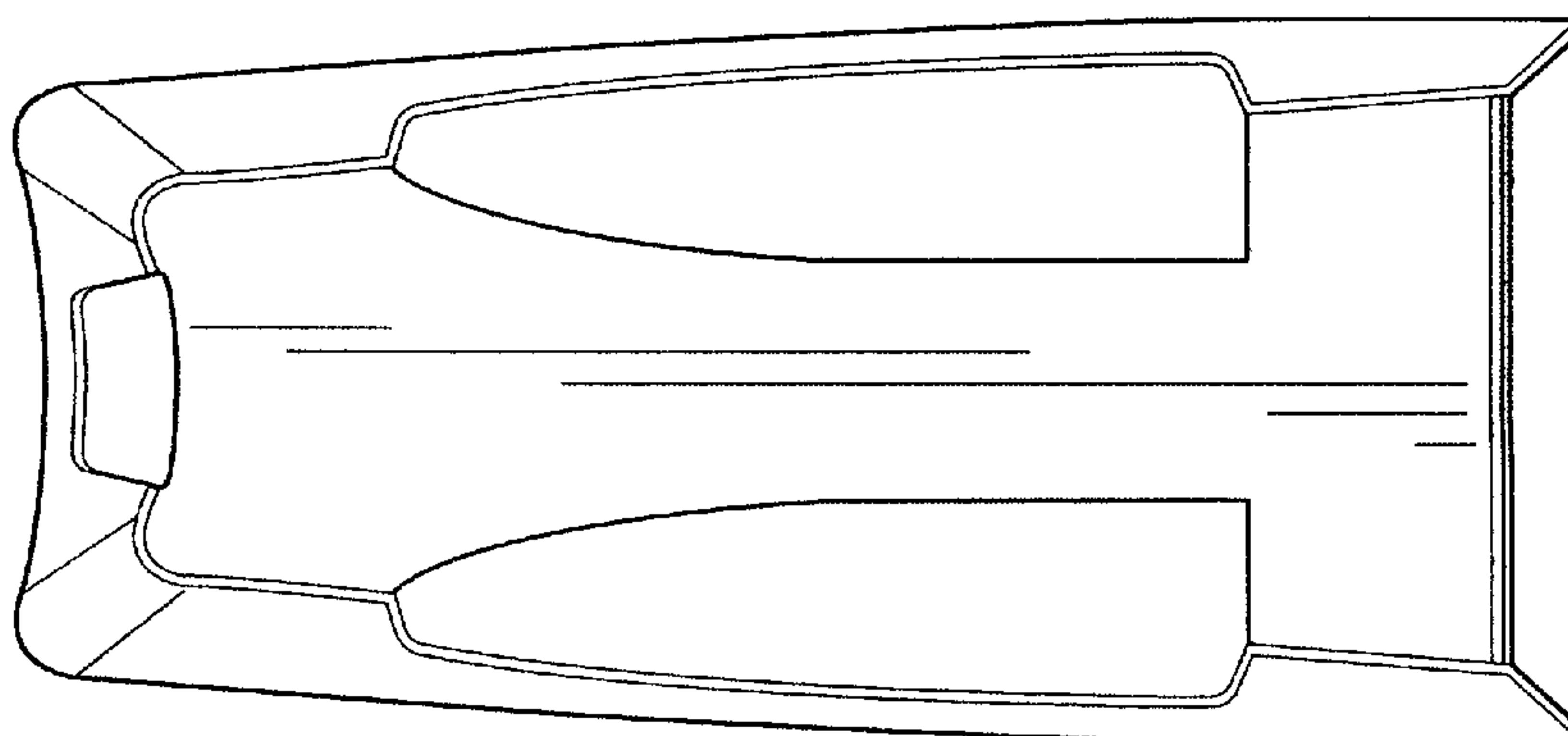


FIG. 6

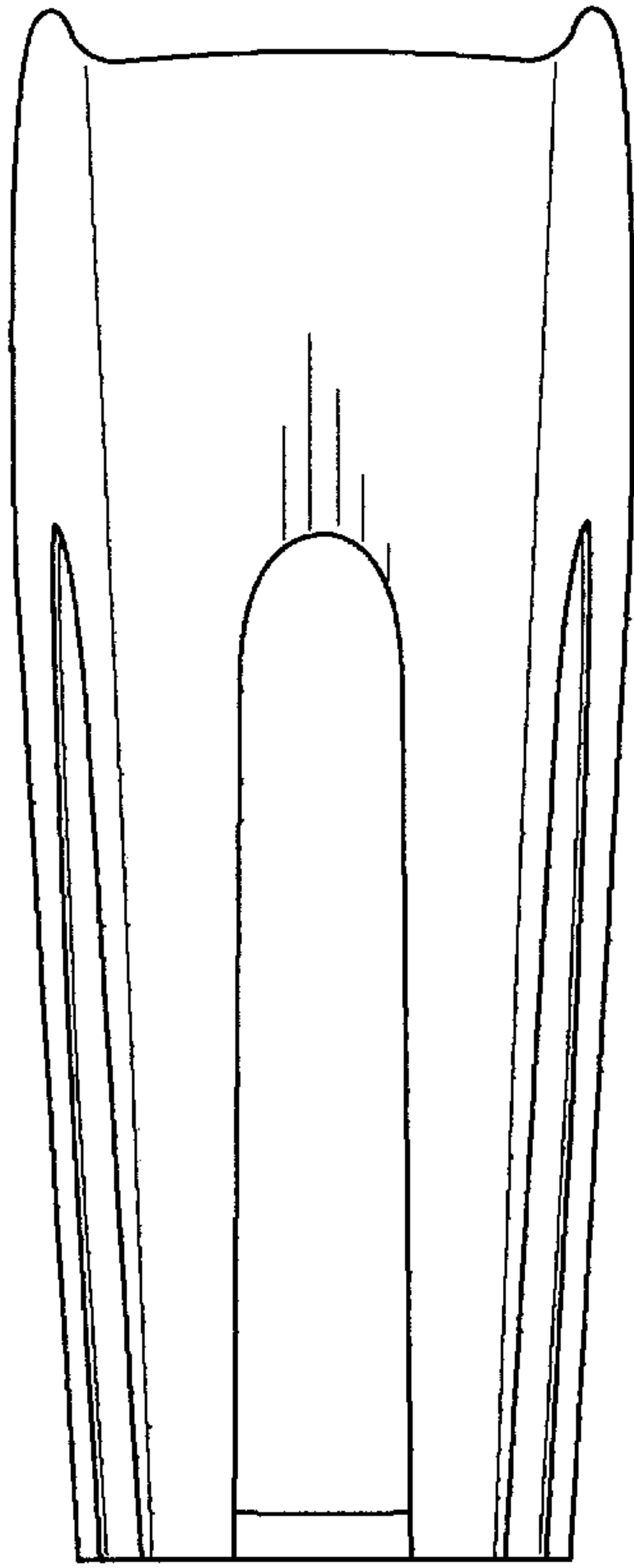


FIG. 7

