



US00D535495S

(12) **United States Design Patent**
Bixby et al.

(10) **Patent No.:** **US D535,495 S**
(45) **Date of Patent:** **** Jan. 23, 2007**

(54) **LAUNDRY STORAGE DEVICE**
(75) Inventors: **Seth E. Bixby**, Stevensville, MI (US);
Raymond L. Yao, St. Joseph, MI (US)
(73) Assignee: **Whirlpool Corporation**, Benton
Harbor, MI (US)
(**) Term: **14 Years**

D492,073 S * 6/2004 Sneddon D32/6
D495,453 S 8/2004 Baldwin et al.
D501,615 S * 2/2005 Chen D6/446
D502,577 S 3/2005 Baldwin et al.
D504,038 S * 4/2005 Perella et al. D6/446
D506,090 S * 6/2005 Ben-Or D6/448
D508,346 S * 8/2005 Petruccelli D6/441
D519,692 S * 4/2006 Jun D32/6
D526,453 S * 8/2006 Jun D32/6

(21) Appl. No.: **29/246,147**
(22) Filed: **Feb. 28, 2006**

(51) **LOC (8) Cl.** **06-04**
(52) **U.S. Cl.** **D6/446**
(58) **Field of Classification Search** D6/432,
D6/440, 445, 446, 448; D14/349; D32/1,
D32/6, 8; 312/138.1, 140.1, 140.2, 194, 204,
312/209

See application file for complete search history.

FOREIGN PATENT DOCUMENTS

DE 8033429 A 5/1982
DE 3904423 A 8/1990
DE 19922647 A 11/2000
FR 2646674 A 11/1990
JP 3275099 A 12/1991
JP 4237000 A 8/1992
WO 9317601 A1 9/1993
WO 2004099308 A 11/2004
WO 2005001191 A1 1/2005

* cited by examiner

(56) **References Cited**

U.S. PATENT DOCUMENTS

D170,556 S * 10/1953 Sterling D6/494
2,817,501 A 12/1957 Schubert
D286,958 S * 12/1986 Gualtieri D6/432
D328,171 S * 7/1992 Hikawa D34/20
5,411,164 A 5/1995 Smith et al.
D365,224 S * 12/1995 Pohlman D6/445
D374,954 S * 10/1996 Katz et al. D32/6
5,706,678 A 1/1998 Sasaki
D401,782 S * 12/1998 Mitchell D6/446
D410,351 S * 6/1999 Magnusson et al. D6/446
6,082,841 A 7/2000 Smith et al.
D435,741 S * 1/2001 Schlereth D6/446
D446,891 S * 8/2001 Kim D32/6
D457,749 S * 5/2002 Doane D6/446
D457,991 S 5/2002 Baldwin et al.
D457,992 S 5/2002 Baldwin et al.
D459,844 S 7/2002 Baldwin et al.
D463,631 S 9/2002 Baldwin et al.
D465,308 S 11/2002 Resuello et al.
D474,566 S 5/2003 Baldwin et al.
6,618,887 B1 9/2003 Kim et al.
D489,496 S * 5/2004 Sneddon D32/6

Primary Examiner—Cathron C. Brooks

(74) *Attorney, Agent, or Firm*—McGarry Bair PC

(57) **CLAIM**

The ornamental design for a laundry storage device, as shown and described.

DESCRIPTION

FIG. 1 is a left front perspective view of the ornamental design for a first embodiment laundry storage device according to the invention;


FIG. 2 is a front elevational view of the laundry storage device of FIG. 1;

FIG. 3 is a right side elevational view of the laundry storage device of FIG. 1, the left side of which is a mirror image thereof; and,

FIG. 4 is a top plan view of the laundry storage device of FIG. 1.

The broken lines shown in the drawings form no part of the claimed design.

1 Claim, 4 Drawing Sheets






Fig. 1




Fig. 2

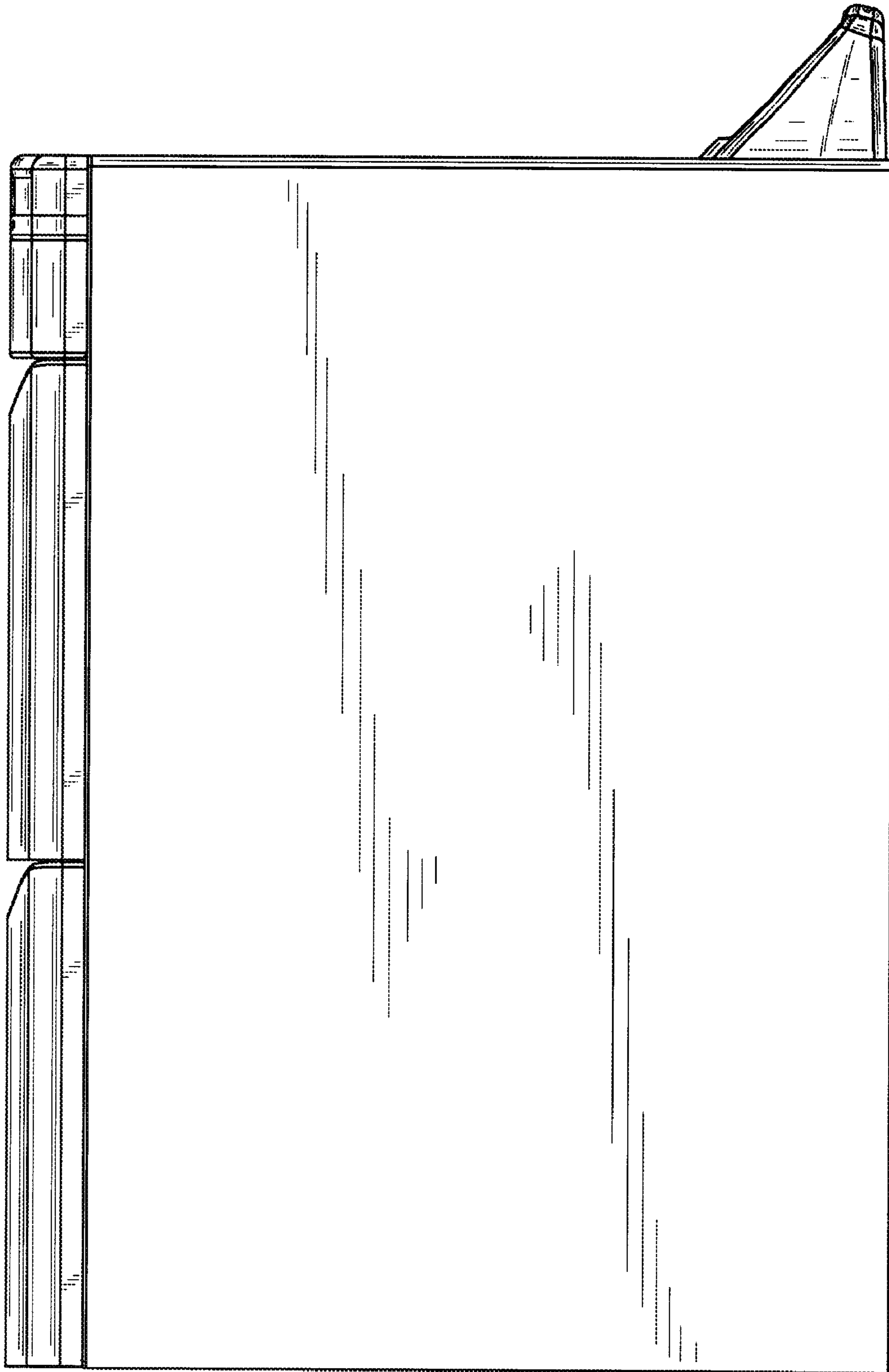


Fig. 3

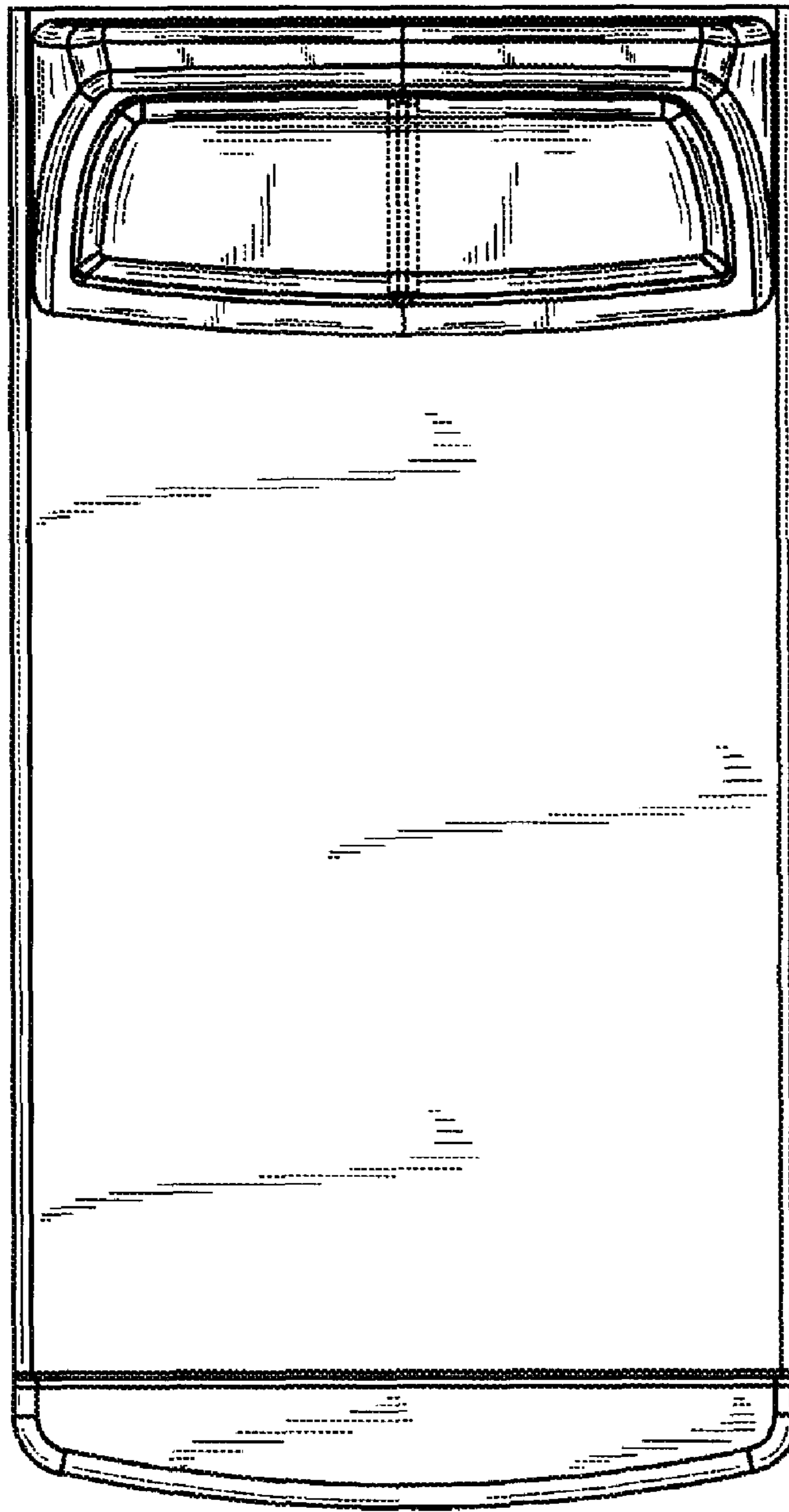


Fig. 4