



US00D535483S

(12) **United States Design Patent**
Hutton

(10) **Patent No.:** **US D535,483 S**
(45) **Date of Patent:** **** Jan. 23, 2007**

- (54) **SEAT**
 - (75) Inventor: **Jennifer Hutton**, New York, NY (US)
 - (73) Assignee: **Donghia, Inc.**, New York, NY (US)
 - (**) Term: **14 Years**
 - (21) Appl. No.: **29/224,911**
 - (22) Filed: **Mar. 8, 2005**
 - (51) **LOC (8) Cl.** **06-01**
 - (52) **U.S. Cl.** **D6/334**
 - (58) **Field of Classification Search** D6/334,
D6/335, 349, 358, 353, 356, 360, 377, 364-366,
D6/368-370, 379-381, 500-502; 297/16.1,
297/68, 452.1, 452.2, 461, 118; D11/149;
5/12.1, 653, 655.3
- See application file for complete search history.

(56) **References Cited**
U.S. PATENT DOCUMENTS

D373,257 S	*	9/1996	Hutton	D6/381
D379,269 S	*	5/1997	Hutton	D6/334
D431,117 S	*	9/2000	Hutton	D6/334
D466,312 S	*	12/2002	Hutton	D6/334
D486,652 S	*	2/2004	Nemeth	D6/334
D491,756 S	*	6/2004	Nemeth	D6/492
D502,818 S	*	3/2005	Thompson	D6/373
D504,781 S	*	5/2005	Suzuki et al.	D6/334

D506,323 S * 6/2005 White, III D6/334

OTHER PUBLICATIONS

U.S. Design Patent Application for Seat Arms, filed same day as instant application; U.S. Appl. No. 29/224,928.

* cited by examiner

Primary Examiner—Sandra S. Snapp
(74) *Attorney, Agent, or Firm*—Heslin Rothenberg Farley & Mesiti P.C.


(57) **CLAIM**

The ornamental design for the seat, as shown and described.

DESCRIPTION

FIG. 1 is a perspective view of a seat comprising the new design;
 FIG. 2 is a top view thereof;
 FIG. 3 is a front view thereof;
 FIG. 4 is a right side view thereof, where the left side is a mirror image thereof;
 FIG. 5 is a rear view thereof; and,
 FIG. 6. is a front view of an alternative embodiment of said new design having an indeterminate width, which is the sole difference between it and FIGS. 1-5.
 The broken lines in the figures are for illustrative purposes only and form no part of the claimed invention.

1 Claim, 6 Drawing Sheets



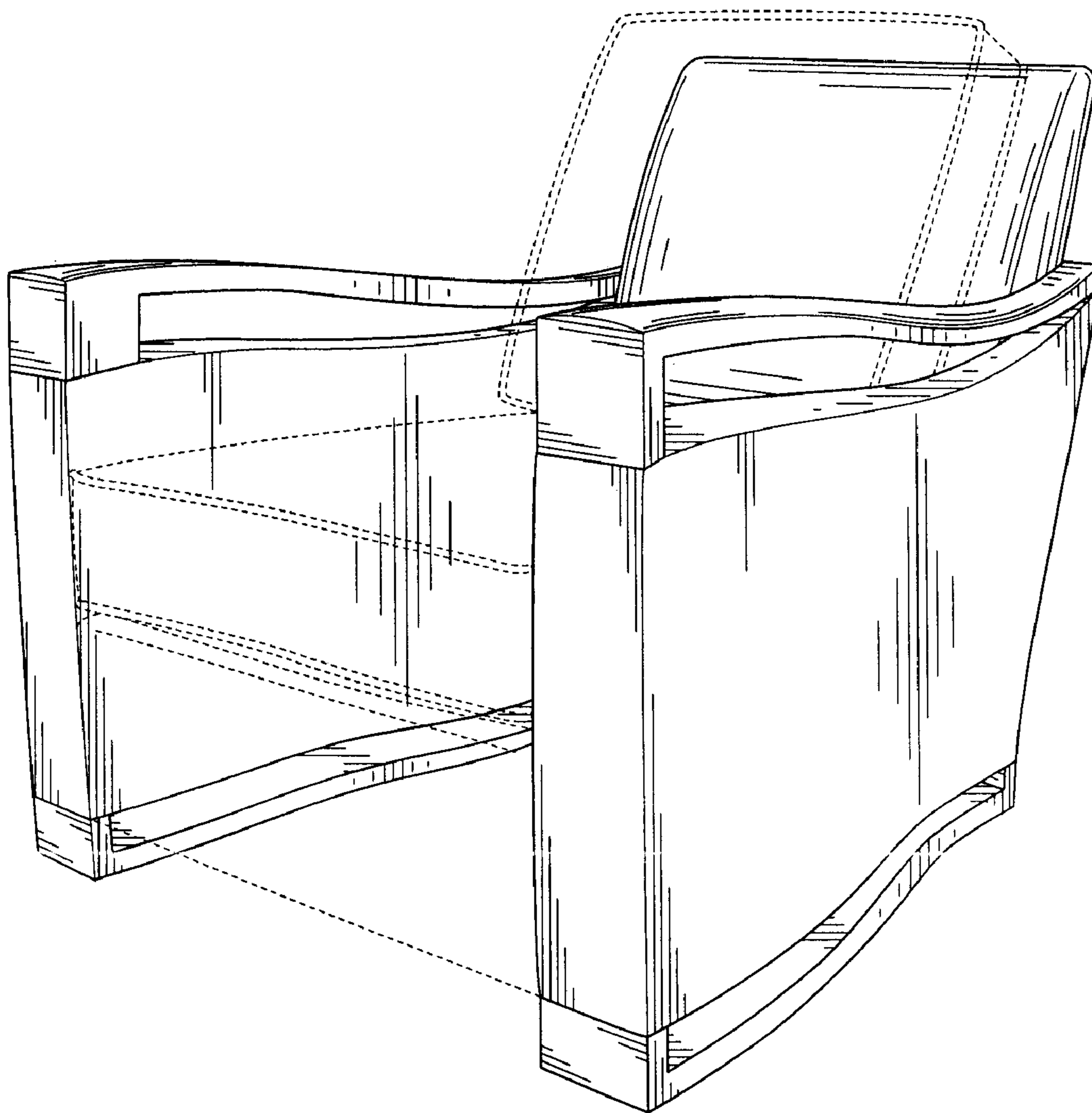


FIG. 1

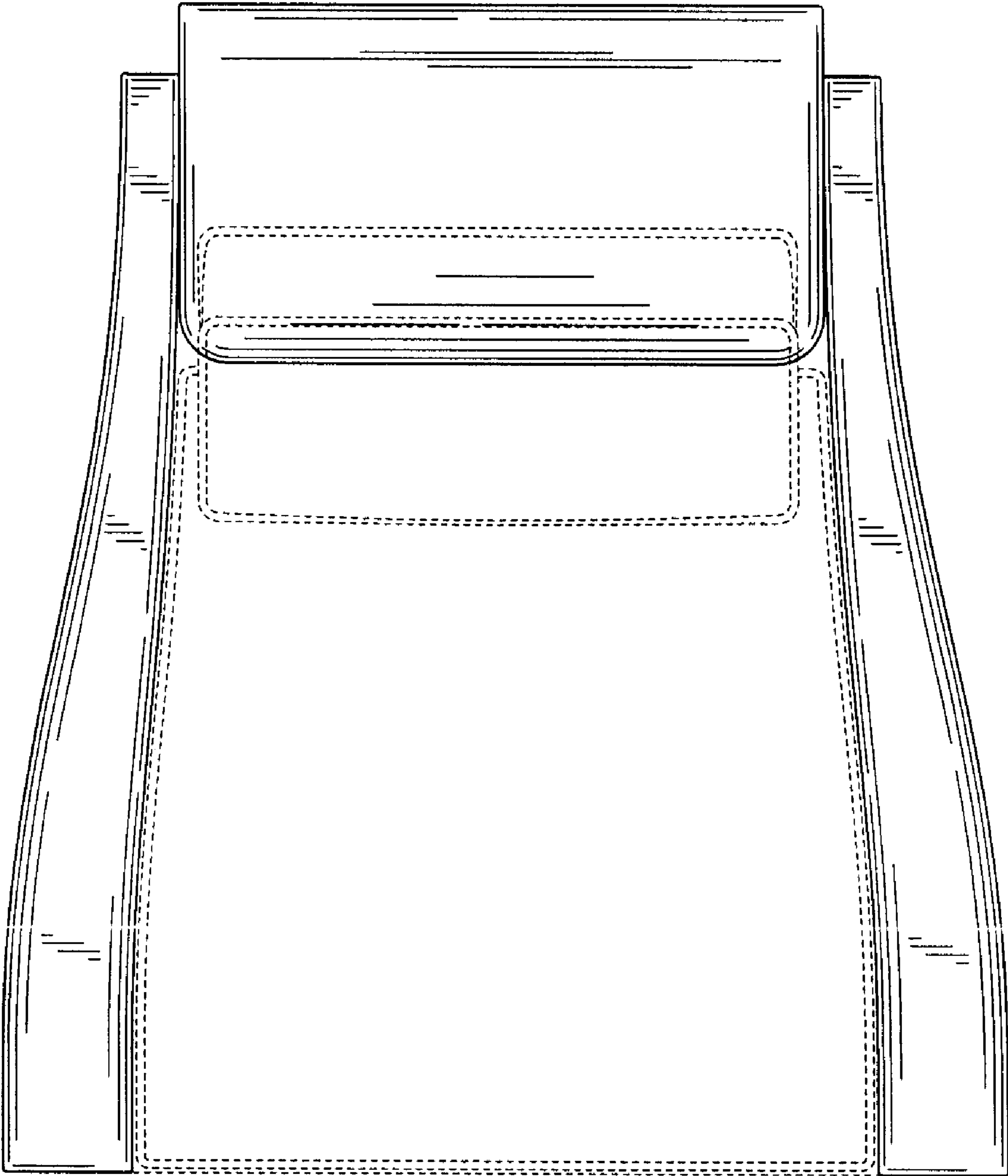


FIG. 2




FIG. 3

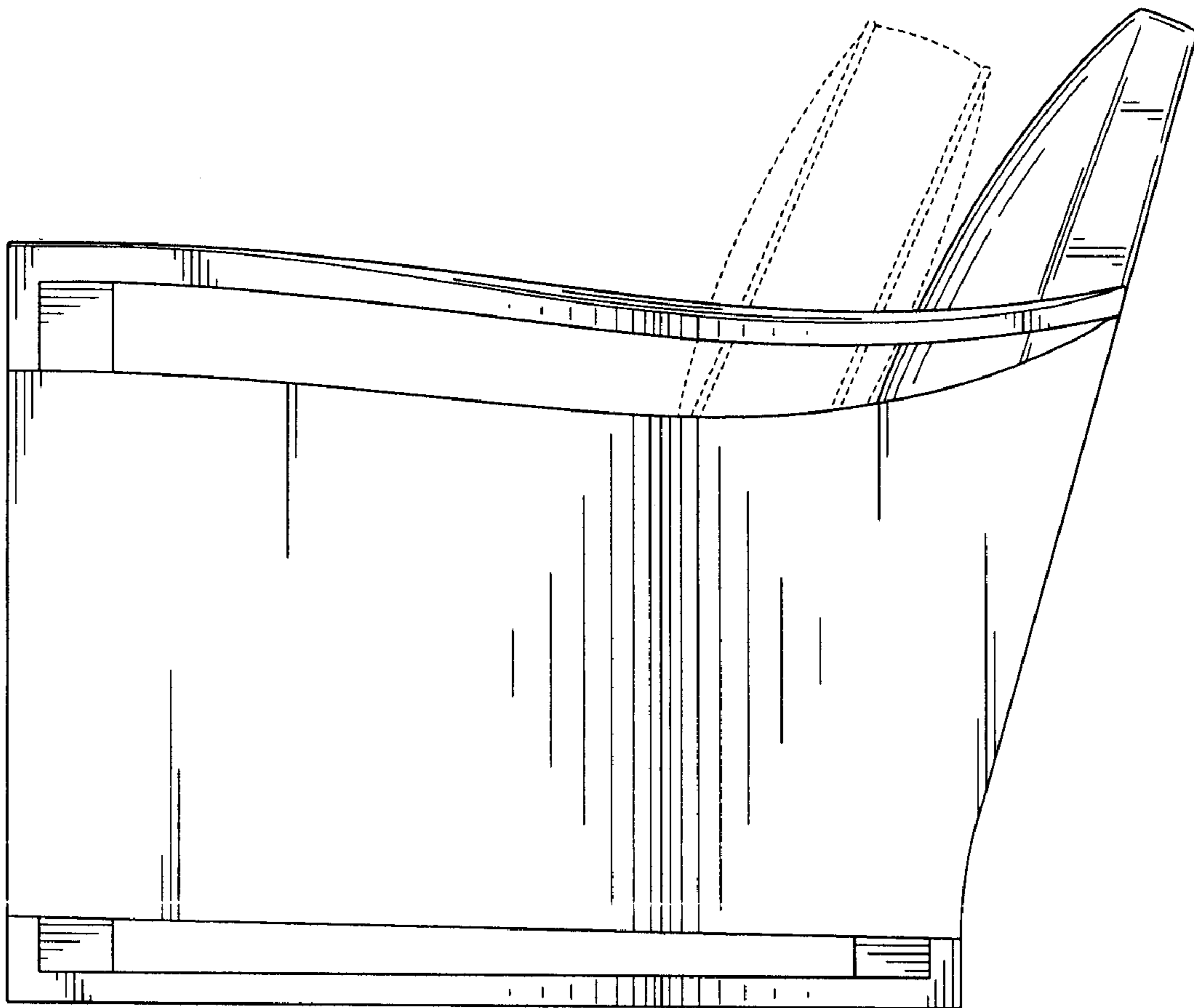


FIG. 4




FIG. 5

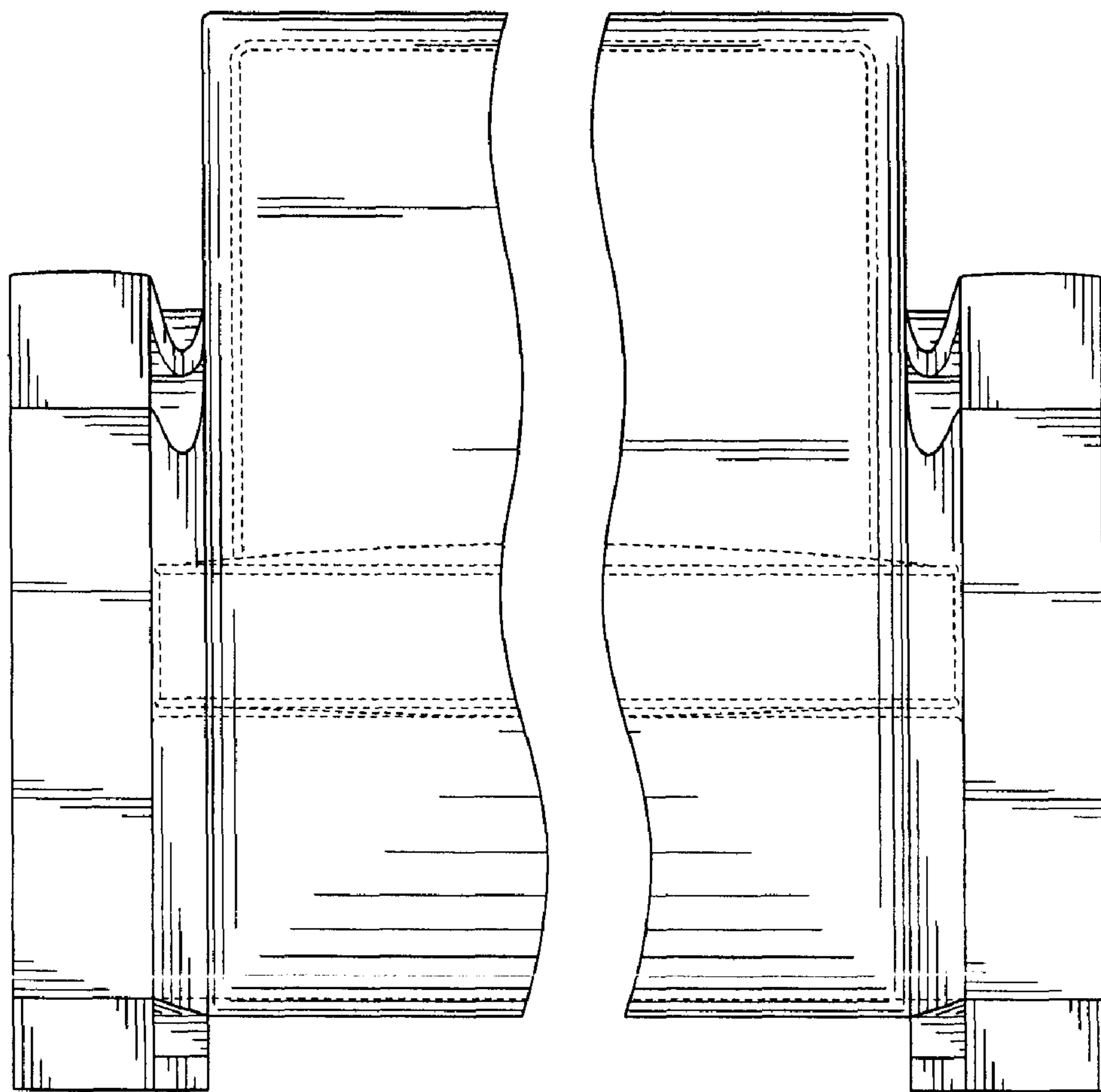


FIG. 6