



US00D535480S

(12) **United States Design Patent**
Fangman et al.

(10) **Patent No.:** **US D535,480 S**

(45) **Date of Patent:** **** Jan. 23, 2007**

(54) **PORTION OF A TOTE BAG**

(75) Inventors: **Dan Fangman**, Atchison, KS (US);
Dione Mispagel, Atchison, KS (US)

(73) Assignee: **Atchison Products, Inc.**, Atchison, KS (US)

(**) Term: **14 Years**

(21) Appl. No.: **29/241,365**

(22) Filed: **Oct. 26, 2005**

(51) **LOC (8) Cl.** **03-01**

(52) **U.S. Cl.** **D3/321**

(58) **Field of Classification Search** D3/215,
D3/226, 229, 230, 232, 233, 234, 237, 238,
D3/243, 245, 303, 318, 319, 321, 322, 323,
D3/324, 325, 326; 150/100, 102, 104, 105,
150/106, 107, 108, 110, 111, 112, 113, 115,
150/117, 118, 120, 124; 190/110, 111, 112,
190/115, 116, 117; 383/11, 37, 40, 42, 84,
383/92, 98, 907

See application file for complete search history.

(56) **References Cited**

U.S. PATENT DOCUMENTS

3,182,701 A * 5/1965 Ginsburg 150/105
D260,199 S * 8/1981 Siegel D3/243
5,472,280 A * 12/1995 Rittmaster 383/37

5,649,581 A * 7/1997 Kopel 150/103
5,725,039 A * 3/1998 Macinai et al. 150/104
2004/0050468 A1 * 3/2004 Powers 150/105

* cited by examiner

Primary Examiner—Louis S. Zarfaz

Assistant Examiner—Monica A. Weingart

(74) *Attorney, Agent, or Firm*—Shook, Hardy & Bacon,
L.L.P.

(57) **CLAIM**

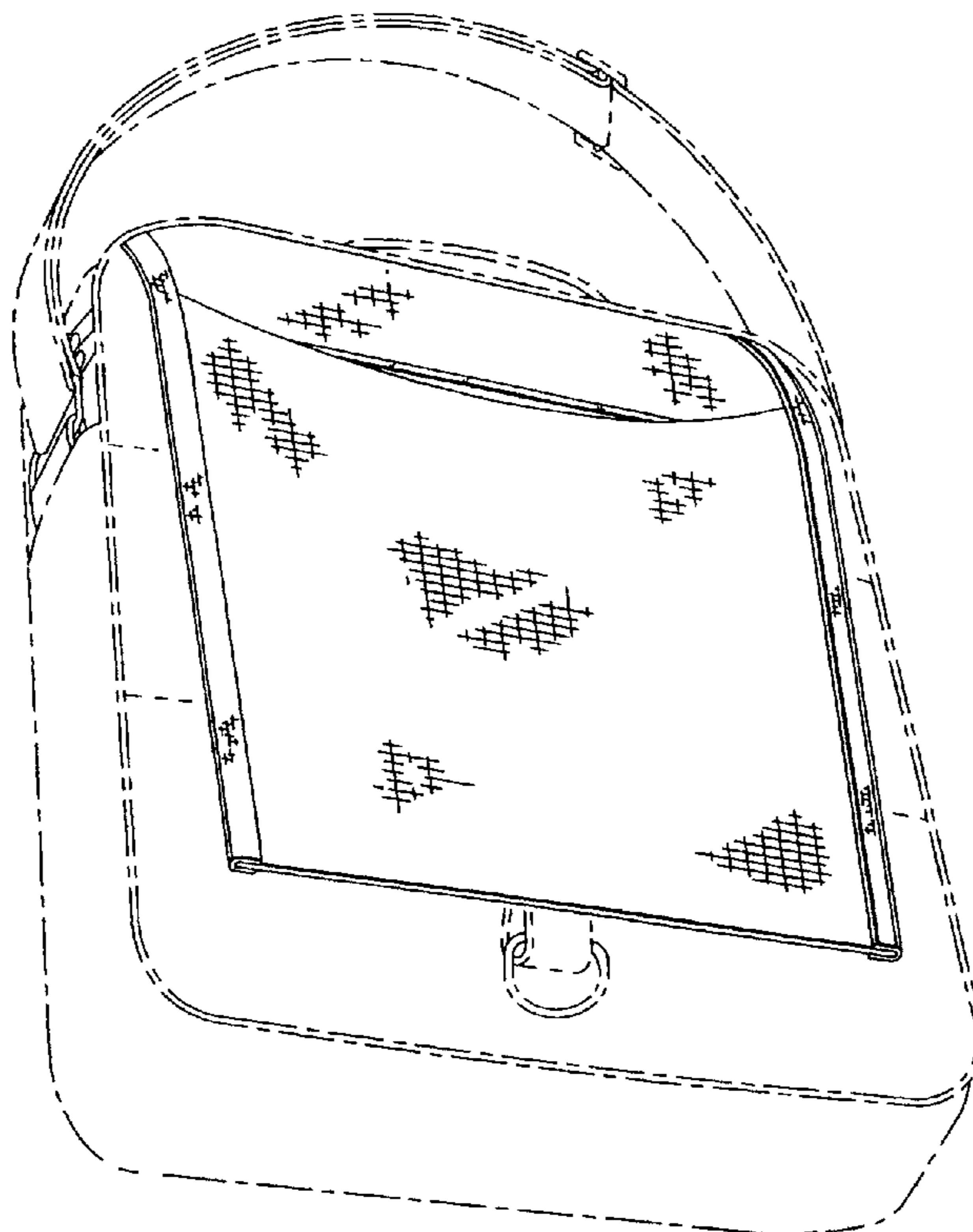
The ornamental design for a portion of a tote bag, as shown and described.

DESCRIPTION

FIG. 1 is a bottom, front perspective view of a portion of a tote bag showing the new design;
FIG. 2 is a top plan view thereof;
FIG. 3 is a front elevation view thereof;
FIG. 4 is a right side elevational view thereof, a left side elevational view thereof being a mirror image of the right side elevational view;
FIG. 5 is a bottom plan view thereof; and,
FIG. 6 is an inverted rear elevational view of a flap of the claimed portion of a tote bag.

The broken lines showing the remainder of the tote bag are for illustrative purposes only and form no part of the claimed design.

1 Claim, 4 Drawing Sheets



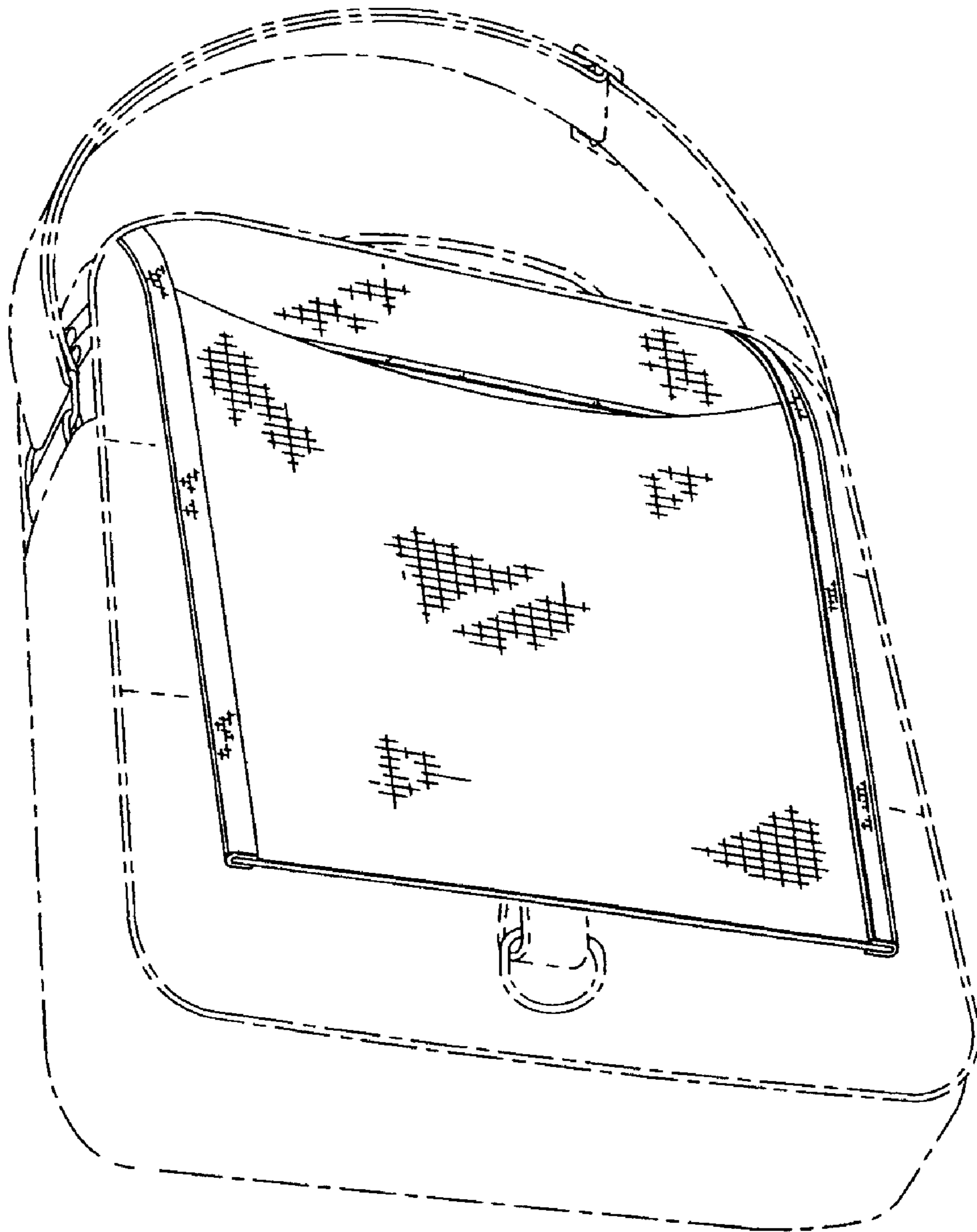


FIG. 1.

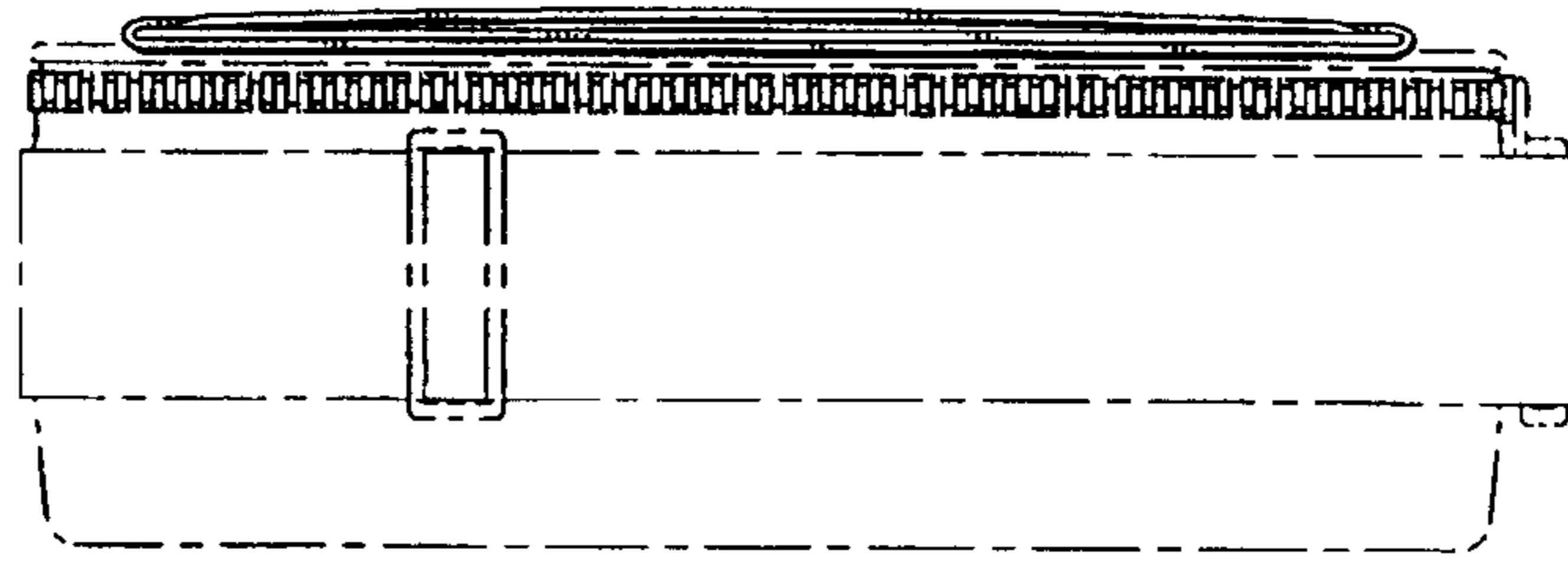


FIG. 2.

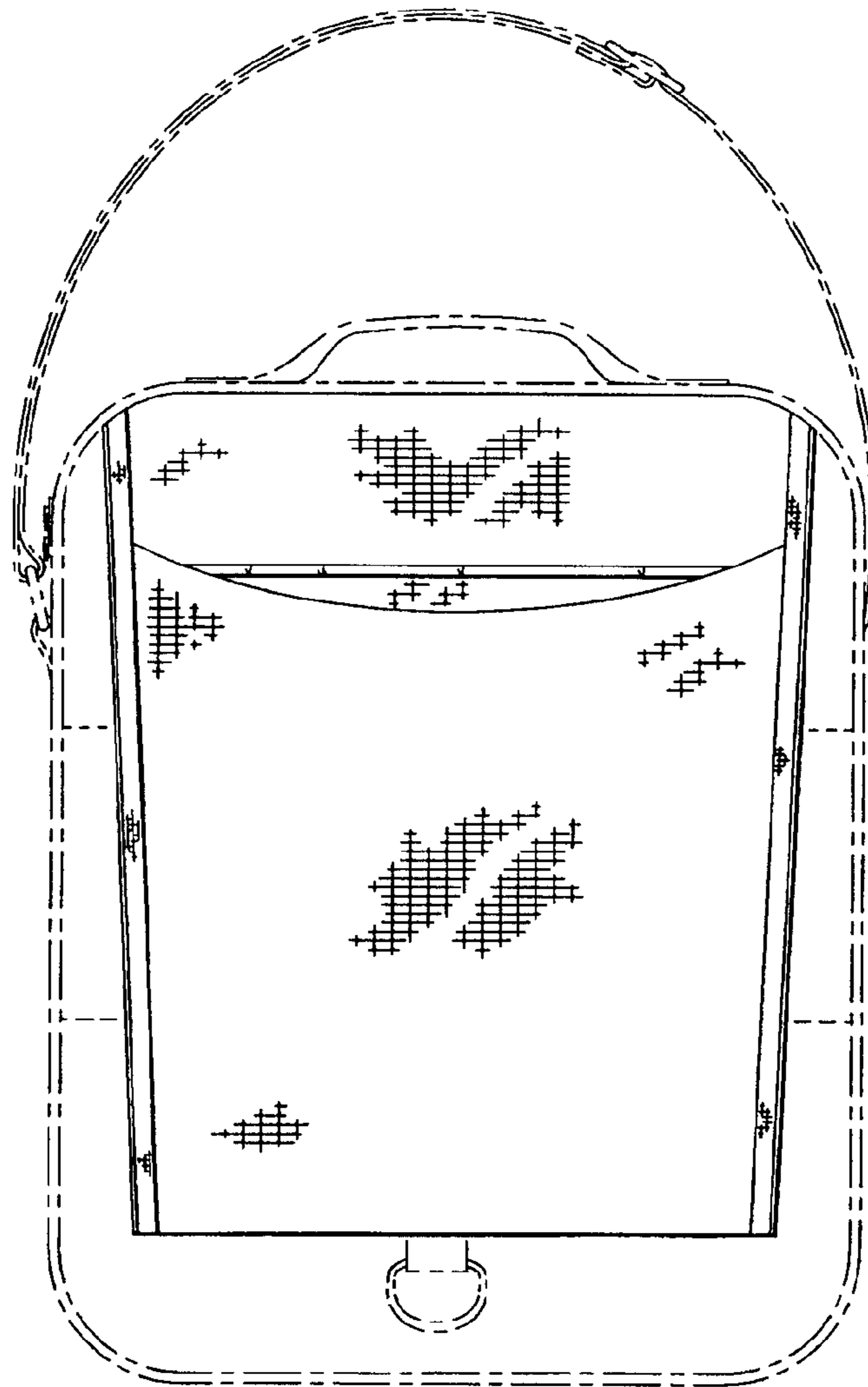


FIG. 3.




FIG. 5.

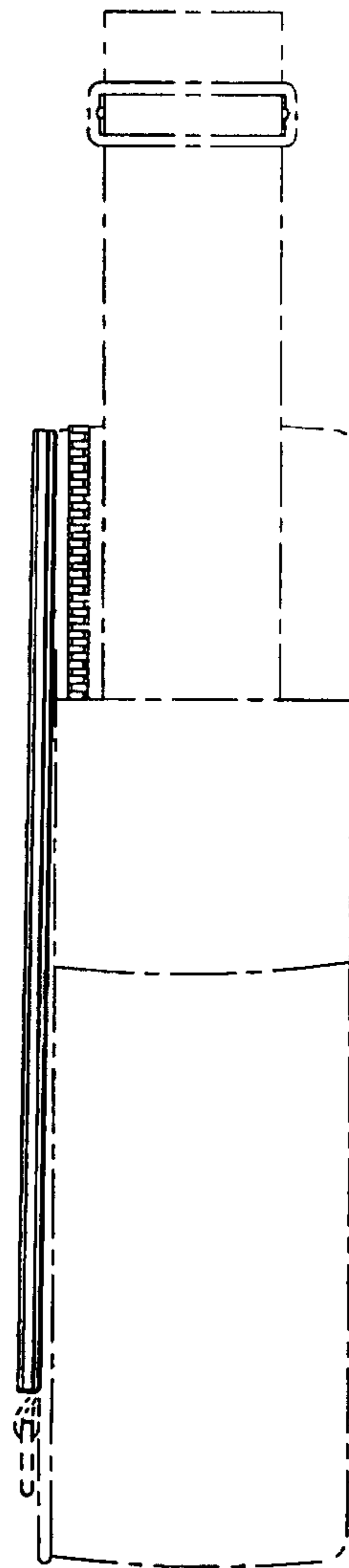


FIG. 4.

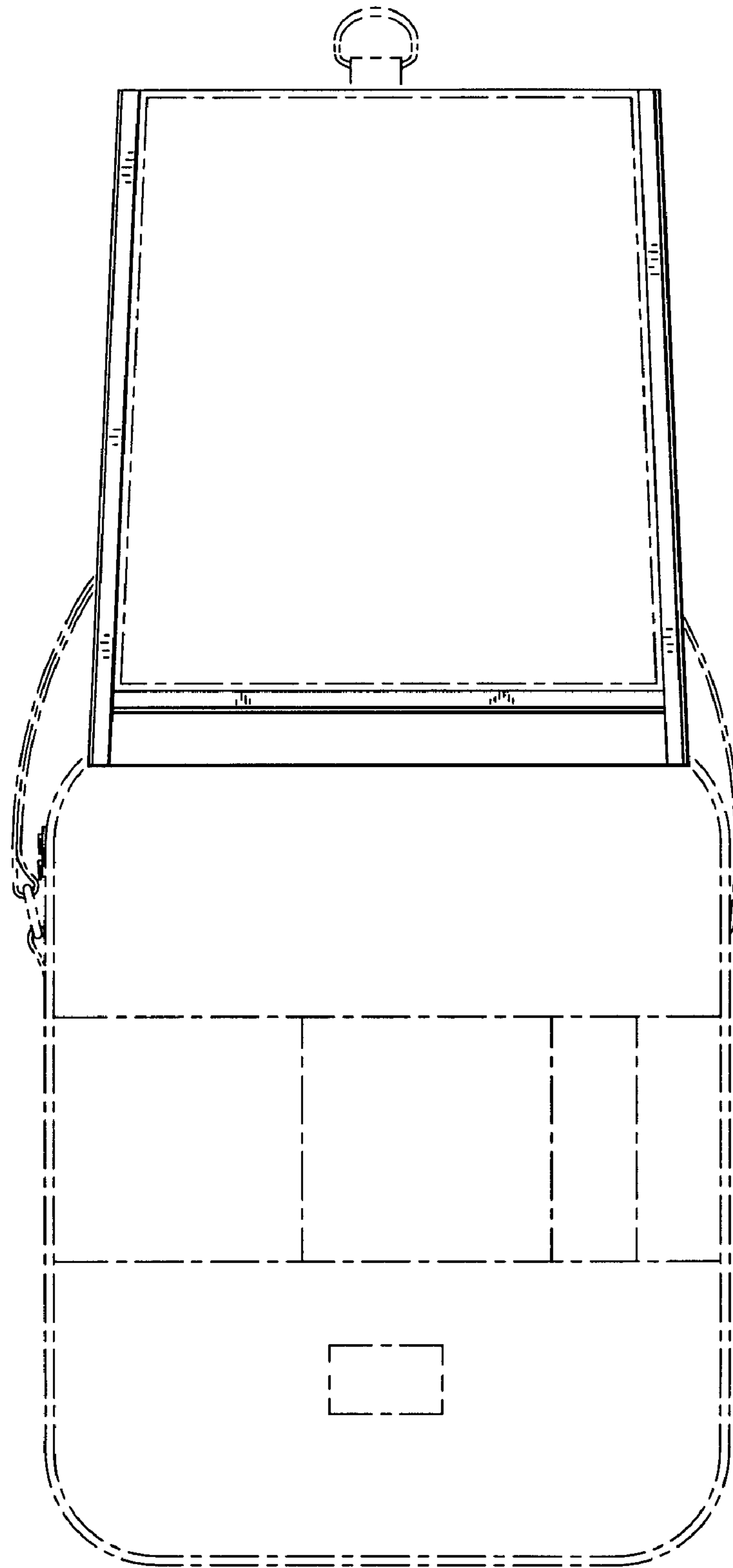


FIG. 6.