



US00D535473S

(12) **United States Design Patent**
Hill

(10) **Patent No.:** **US D535,473 S**

(45) **Date of Patent:** **** Jan. 23, 2007**

(54) **PURSE**

(76) **Inventor:** **Rose M. Hill**, 5309 Fallwood Dr., #102,
Indianapolis, IN (US) 46220

(**) **Term:** **14 Years**

(21) **Appl. No.:** **29/240,654**

(22) **Filed:** **Oct. 17, 2005**

(51) **LOC (8) Cl.** **03-01**

(52) **U.S. Cl.** **D3/238**

(58) **Field of Classification Search** D3/231,
D3/232, 234, 235, 237, 238, 239, 240, 241,
D3/243, 244, 245, 246, 303, 270, 271.1;
150/100, 107, 110, 111, 118, 120, 900; 190/100,
190/106, 108, 112, 113, 114, 115, 119, 902,
190/903; 383/6, 12, 16, 25, 37, 38, 41, 42,
383/71, 72, 75, 76, 78, 84, 117, 118, 127,
383/907

See application file for complete search history.

(56) **References Cited**

U.S. PATENT DOCUMENTS

D183,710 S * 10/1958 Blaivas D3/238

3,866,647 A * 2/1975 Tarkowski D3/238
D245,814 S * 9/1977 Ross D3/238
D263,648 S * 4/1982 Schimmel D3/238
D316,328 S * 4/1991 Willoughby D3/238
D495,876 S * 9/2004 Matthews et al. D3/238

* cited by examiner

Primary Examiner—Louis S. Zarfes

Assistant Examiner—Monica A Weingart

(74) *Attorney, Agent, or Firm*—Michael A. Myers


(57) **CLAIM**

The ornamental design for a purse, as shown and described.

DESCRIPTION

FIG. 1 is a side view of the purse showing my new design;
FIG. 2 is a top view of the design of FIG. 1;
FIG. 3 is another side view of the design of FIG. 1;
FIG. 4 is a bottom view of the design of FIG. 1;
FIG. 5 is another side view of the design of FIG. 1; and,
FIG. 6 is another side view of the design of FIG. 1.
The straps are shown broken away in the views for ease of
illustration.

1 Claim, 3 Drawing Sheets



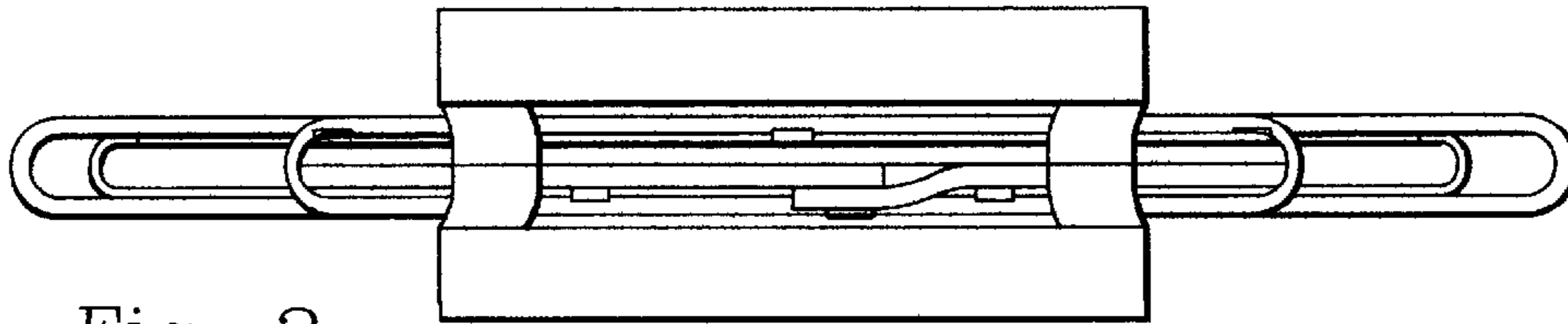


Fig. 2




Fig. 1

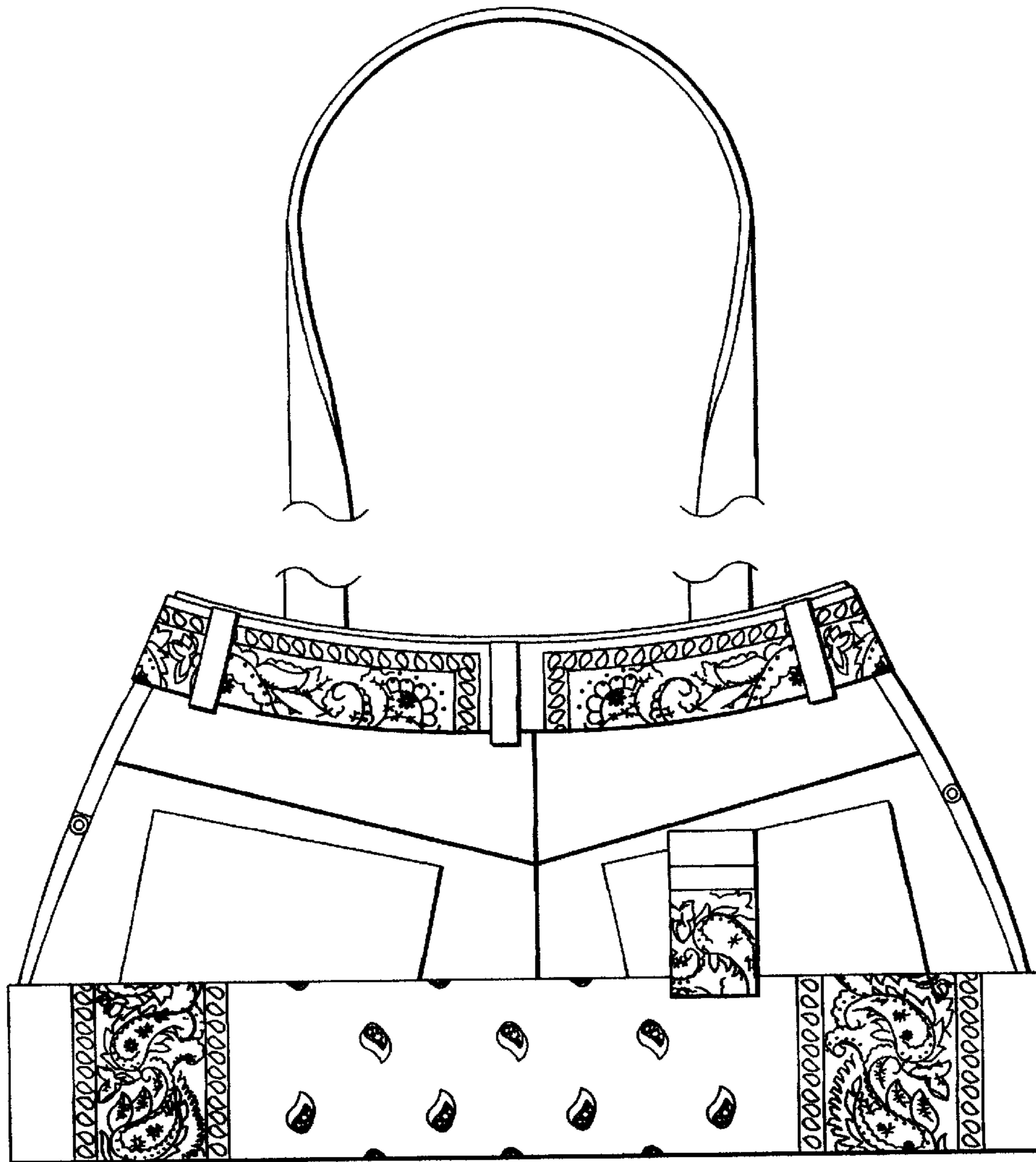


Fig. 3

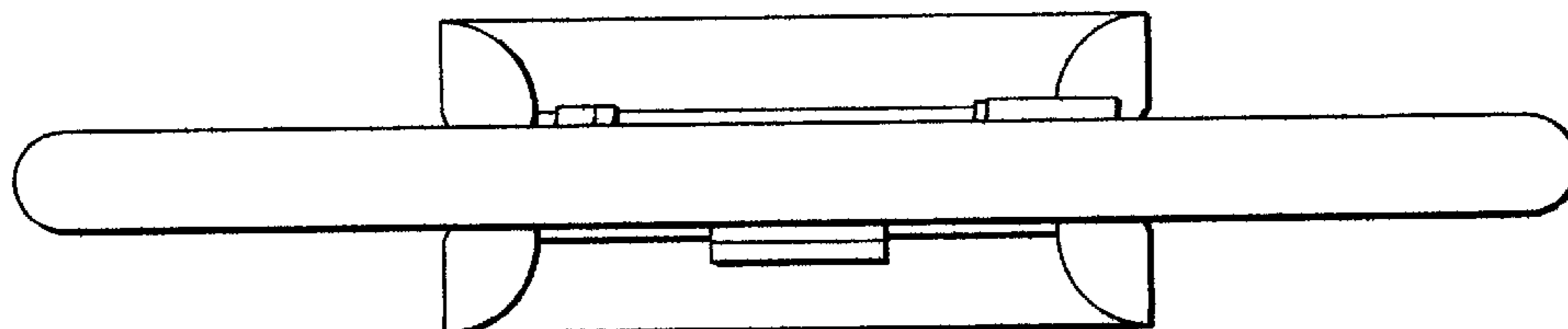


Fig. 4

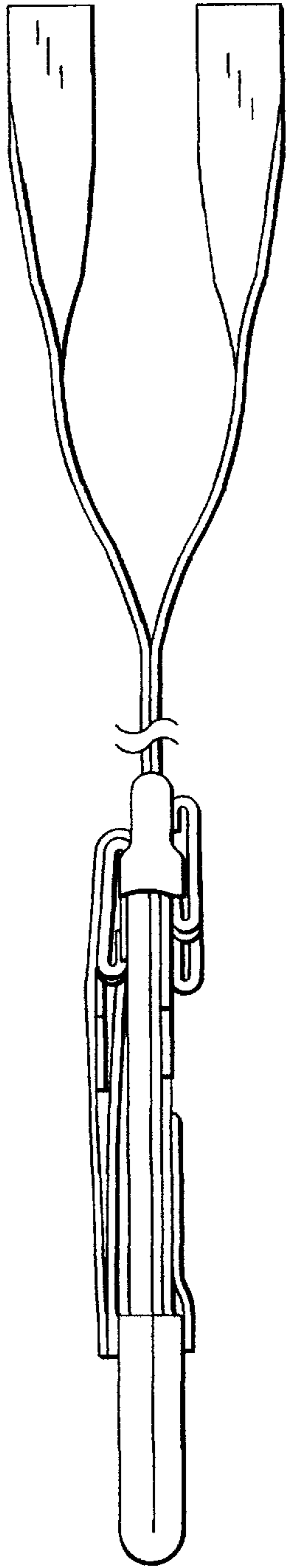


Fig. 5

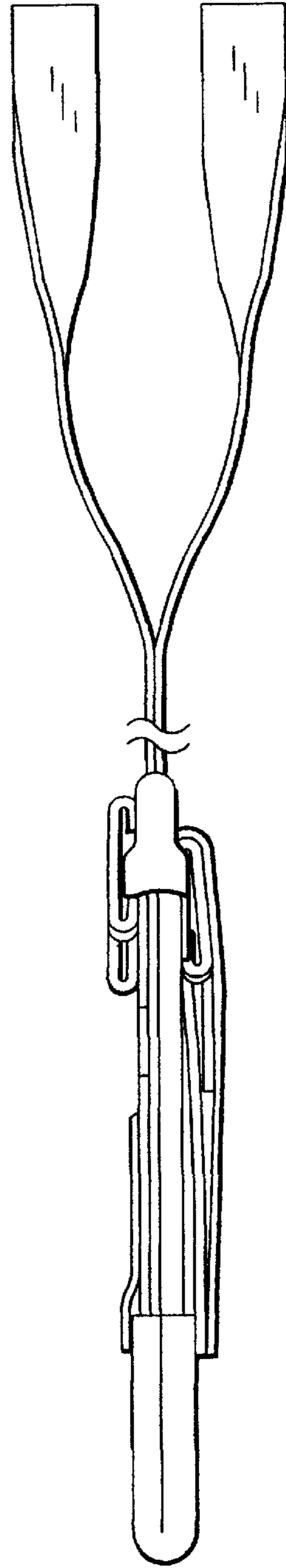


Fig. 6