



US00D535462S

(12) **United States Design Patent**
Amado et al.

(10) **Patent No.:** **US D535,462 S**

(45) **Date of Patent:** **** Jan. 23, 2007**

(54) **SPIN SHOE SOLE DESIGN**

D192,409 S * 3/1962 JOiner D2/965
D201,863 S * 8/1965 Goldberg D2/965
D209,806 S * 1/1968 Evins D2/965

(75) Inventors: **Daniel P. Amado**, Bridgewater, NJ
(US); **Luca Bizzo**, Holmdel, NJ (US)

* cited by examiner

(73) Assignee: **Aerogroup International Inc.**, Edison,
NJ (US)

Primary Examiner—Dominic Simone

(74) *Attorney, Agent, or Firm*—Lackenbach Siegel LLP

(**) Term: **14 Years**

(57) **CLAIM**

(21) Appl. No.: **29/228,216**

The ornamental design for a spin shoe sole design, as shown and described.

(22) Filed: **Apr. 21, 2005**

DESCRIPTION

(51) **LOC (8) Cl.** **02-99**

FIG. 1 is a bottom view of the shoe sole design of the present invention.

(52) **U.S. Cl.** **D2/965; D2/947**

FIG. 2 is a left side elevated view of the shoe sole design of the present invention.

(58) **Field of Classification Search** D2/946,
D2/964–967, 949, 947; 36/59 R, 34 R

FIG. 3 is a right side elevated view of the shoe sole design of the present invention.

See application file for complete search history.

FIG. 4 is a front view of FIG. 2; and,

FIG. 5 is a rear view of FIG. 2.

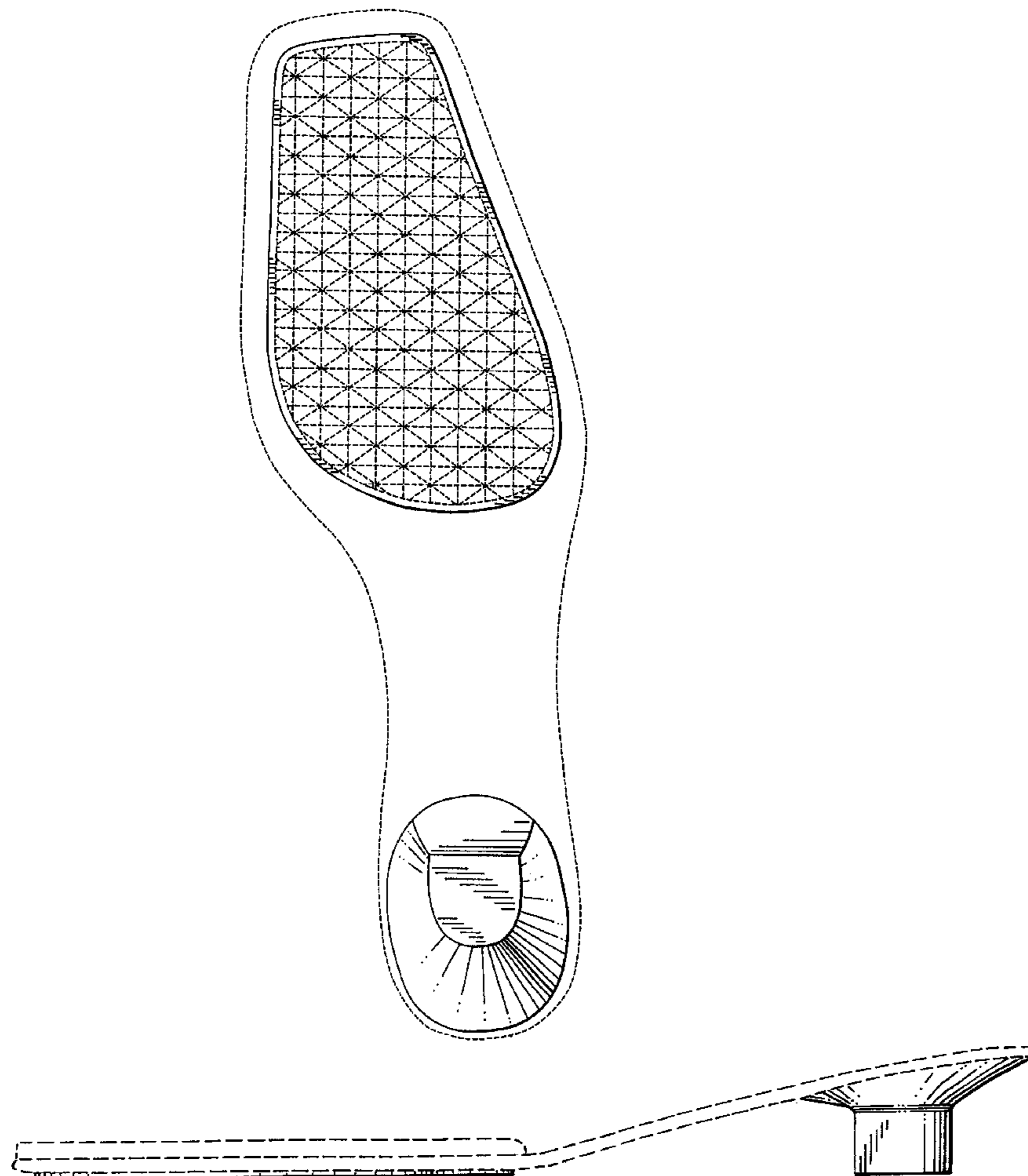
The present invention is a shoe sole design.

(56) **References Cited**

U.S. PATENT DOCUMENTS

1,564,060 A * 12/1925 Grosjean 36/59 B
D80,929 S * 4/1930 Tucker D2/949

1 Claim, 3 Drawing Sheets



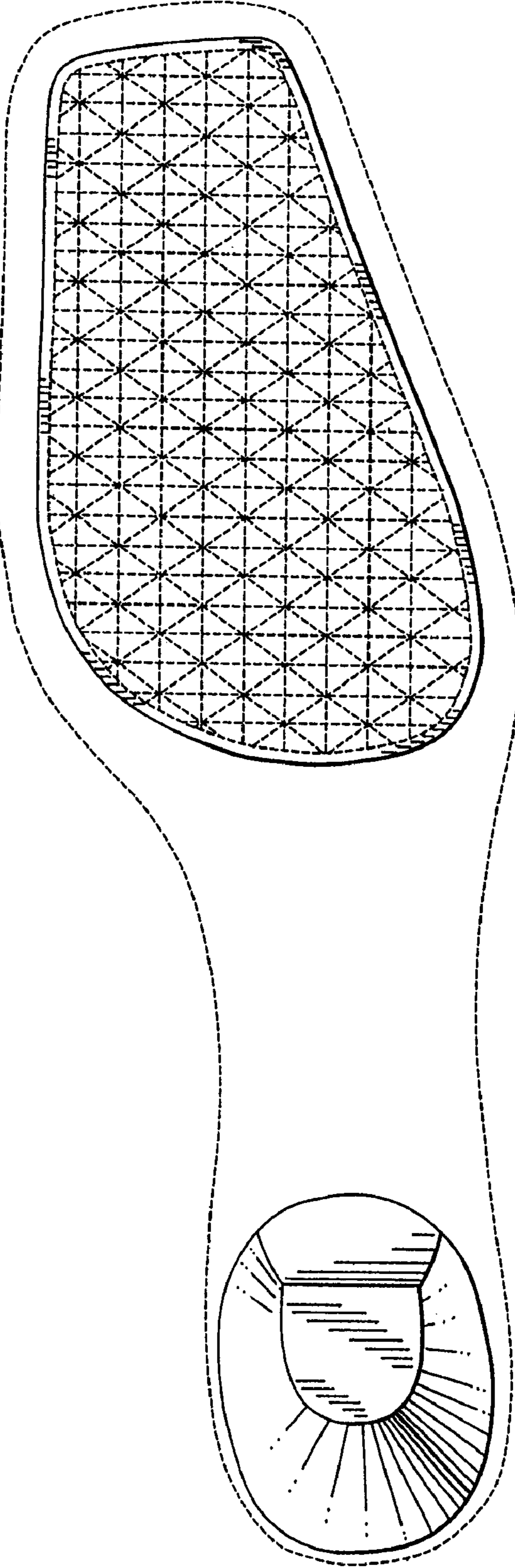


FIG. 1

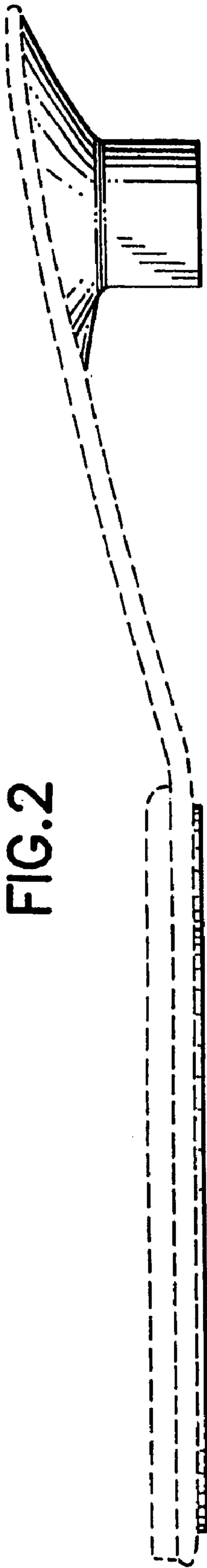


FIG. 2

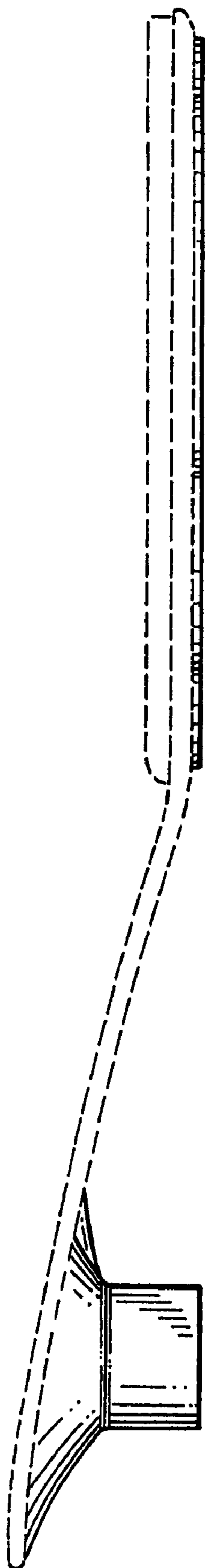


FIG. 3



FIG. 4




FIG. 5