



US00D535456S

(12) **United States Design Patent**  
**Anderson**

(10) **Patent No.:** **US D535,456 S**

(45) **Date of Patent:** **\*\* Jan. 23, 2007**

(54) **ZIPPERED POUCH FOR A GARMENT**

(76) **Inventor:** **Patricia Ann Anderson**, 1467  
Elmwood Ct., Chula Vista, CA (US)  
91915

(\*\*) **Term:** **14 Years**

(21) **Appl. No.:** **29/212,534**

(22) **Filed:** **Sep. 3, 2004**

(51) **LOC (8) Cl.** ..... **05-04**

(52) **U.S. Cl.** ..... **D2/841; D2/857**

(58) **Field of Classification Search** ..... D2/717,  
D2/828-844, 853-858, 860-864; 2/77, 79,  
2/86, 93, 102, 108, 113-115, 211, 247, 252,  
2/267; D3/303, 224

See application file for complete search history.

(56) **References Cited**

**U.S. PATENT DOCUMENTS**

D96,665	S	*	8/1935	Haley	.....	D2/857
D161,540	S	*	1/1951	Russfield	.....	D2/840
D221,327	S	*	8/1971	Watts	.....	D2/857
3,777,313	A		12/1973	Bergsten		
4,055,853	A	*	11/1977	Argento et al.	.....	2/93
D264,265	S	*	5/1982	Trigere	.....	D2/857
4,573,218	A	*	3/1986	Saggs	.....	2/93
5,278,998	A	*	1/1994	Book	.....	2/102
D362,950	S	*	10/1995	Molino	.....	D2/857
D377,558	S	*	1/1997	Guidi	.....	D2/857
D393,736	S		4/1998	Rubin		
5,878,441	A	*	3/1999	Busker et al.	.....	2/247
D414,013	S	*	9/1999	Group	.....	D2/828

6,233,747	B1		5/2001	Barker		
6,477,710	B1		11/2002	Ojoyeyi		
6,626,733	B1		9/2003	Knutson		
6,640,343	B1	*	11/2003	Peters	.....	2/247
2002/0100108	A1		8/2002	Stuart		
2003/0182714	A1		10/2003	Mariland		
2004/0133967	A1	*	7/2004	West	.....	2/247

\* cited by examiner

*Primary Examiner*—Louis S. Zarfes  
*Assistant Examiner*—Anhdao Doan

(57) **CLAIM**

The ornamental design for a zippered pouch for a garment, as shown and described.

**DESCRIPTION**

The zippered pouch could be constructed of a waterproof material such as nylon. Consequently this functional clothing item could allow items such as money, identification, keys, and other items to be easily stored and protected from perspiration or rain.

FIG. 1 is a front view of a zippered pouch for a garment showing my new design;

FIG. 2 is a rear view thereof;

FIG. 3 is a left side view thereof;

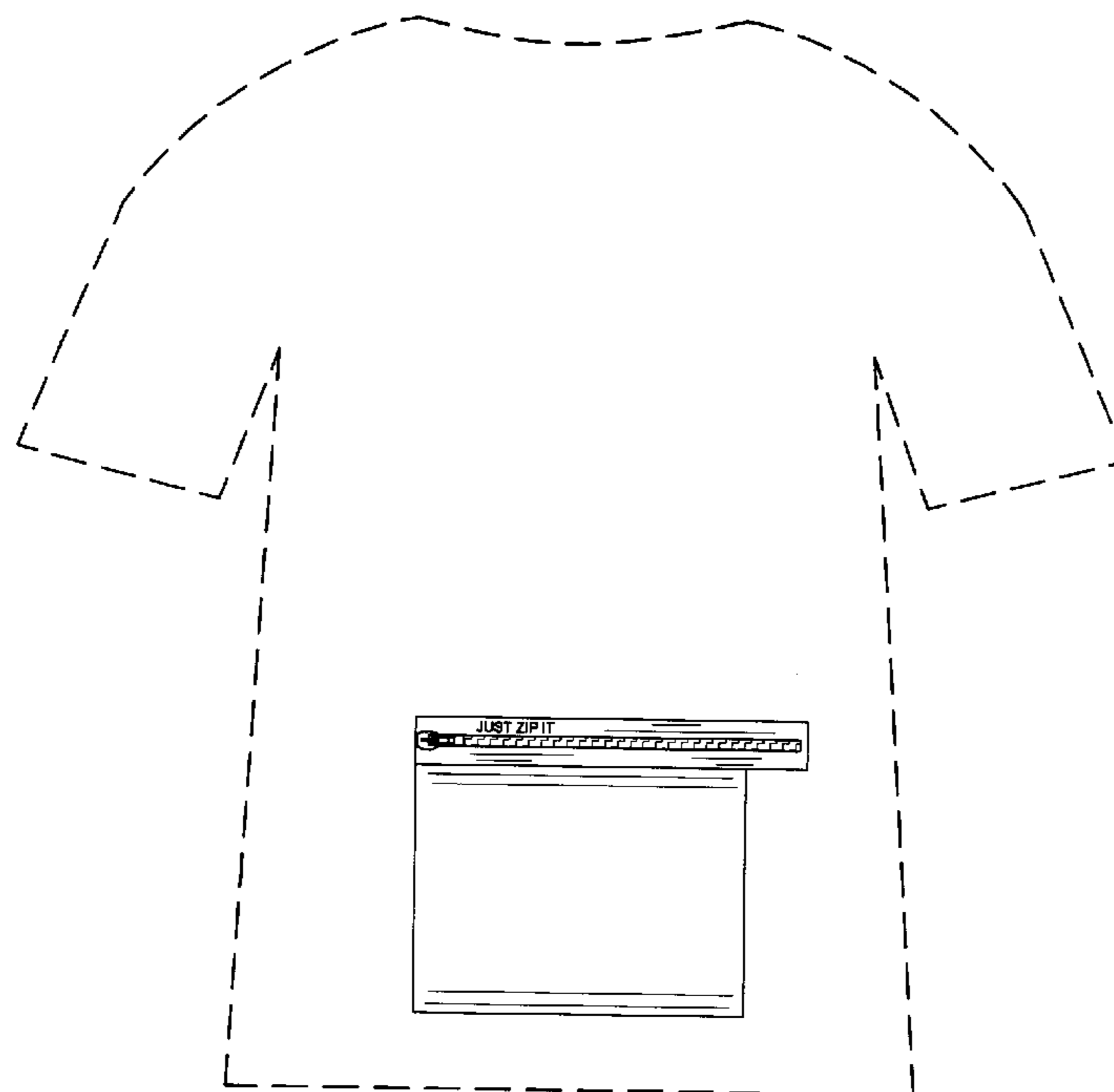
FIG. 4 is a right side view thereof;

FIG. 5 is a top view thereof; and,

FIG. 6 is a bottom view thereof.

The broken line showing of the environment in FIG. 1 is for illustrative purposes only and forms no part of the claimed design.

**1 Claim, 3 Drawing Sheets**



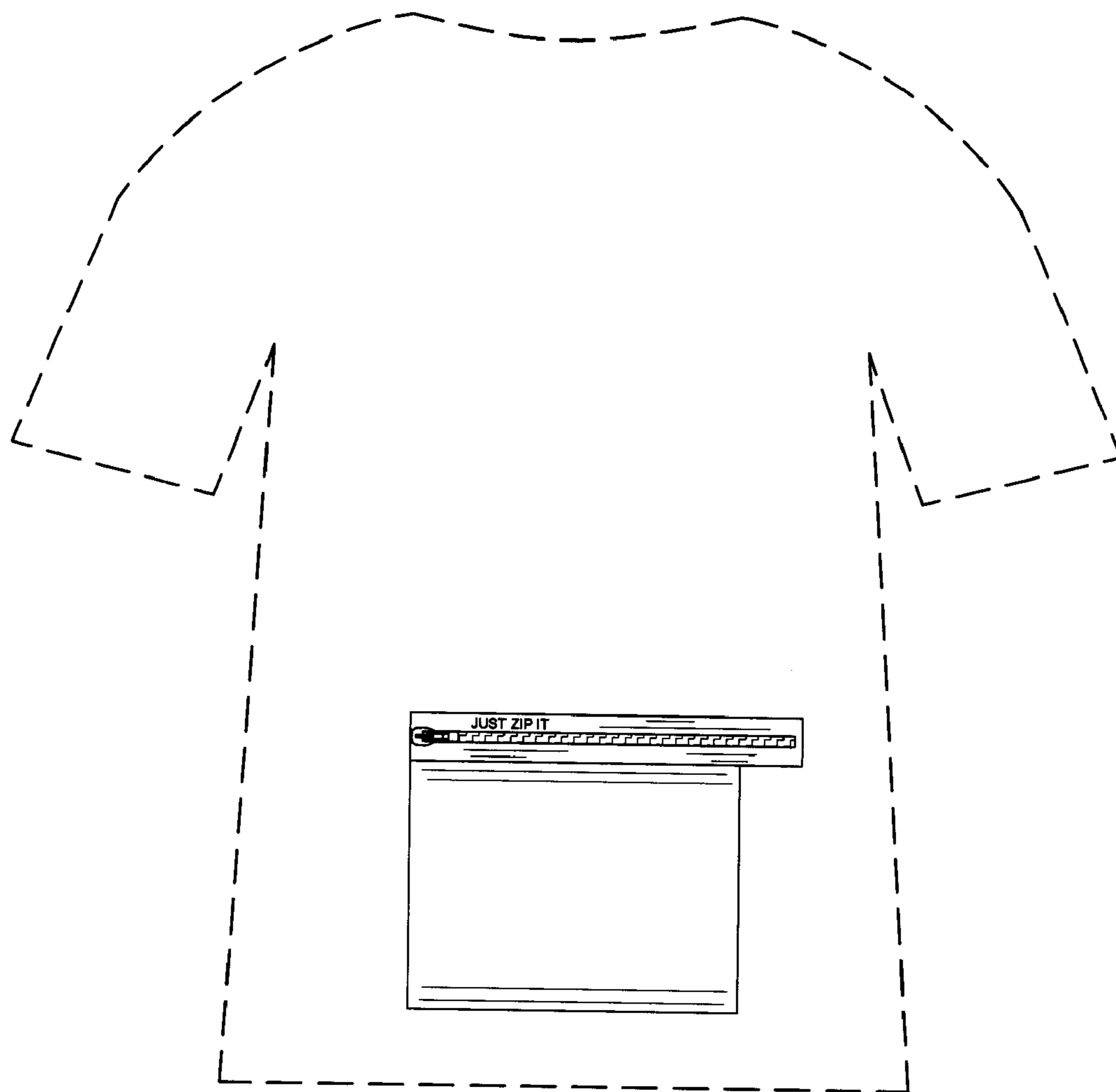


FIG. 1




FIG. 2



FIG. 3




FIG. 4




FIG. 5




FIG. 6