



US00D535442S

(12) **United States Design Patent**
Ditrichstein

(10) **Patent No.:** **US D535,442 S**
(45) **Date of Patent:** **** Jan. 16, 2007**

- (54) **COSMETIC COMPACT**
- (75) Inventor: **Vincent Ditrichstein**, Paris (FR)
- (73) Assignee: **ELC Management LLC**, New York, NY (US)
- (**) Term: **14 Years**

KR	30-0230909	12/1988
KR	30-0237783	6/1999
KR	30-0334495	10/2003
KR	30-0365476	11/2004
KR	30-0380577	5/2005
KR	30-0380577-1	5/2005
WO	DM/011050	5/1988
WO	DM/013344	4/1989
WO	DM/028446	1/1994

- (21) Appl. No.: **29/239,534**
- (22) Filed: **Sep. 30, 2005**
- (51) **LOC (8) Cl.** **28-03**
- (52) **U.S. Cl.** **D28/78**
- (58) **Field of Classification Search** D28/76-83;
206/581, 823; 132/293-307, 315
See application file for complete search history.

OTHER PUBLICATIONS

Vogue, Jul. 1983, p. 32, Compact.*
 INT 011050, May 30, 1988, Flabeg GMBH.
 INT 013344, Apr. 12, 1989, I. Canovas.
 INT 028446, Jan. 24, 1994, Trasi S.A.
 "Misesu (Mrs.)," Mar. 7, 2004, p. 152, vol. 589, Bunka Publishing Bureau.

* cited by examiner

Primary Examiner—Jennifer Rivard
 (74) *Attorney, Agent, or Firm*—Cynthia R. Miller

(56) **References Cited**

U.S. PATENT DOCUMENTS

2,089,833	A	8/1937	Kasdan	
D141,364	S	5/1945	Finder	
D143,311	S	12/1945	Harper	
D143,380	S	12/1945	Zemby	
D144,042	S	3/1946	Dougherty	
D302,745	S	8/1989	Bakic	
D339,883	S	9/1993	Madar	
5,603,340	A *	2/1997	Gueret	132/293
5,819,764	A *	10/1998	Sussman	132/293
D420,172	S	2/2000	Thorpe	
D422,120	S	3/2000	Orsomando	
6,199,559	B1 *	3/2001	Nikolaus et al.	132/294
2002/0162565	A1 *	11/2002	Sebban	132/293
2003/0205236	A1 *	11/2003	Lin	132/293

FOREIGN PATENT DOCUMENTS

CN	3314527D	8/2003
HK	0210918.1	6/2002
HK	0410509.6	3/2004
HK	0412851.2M001	12/2004
HK	0412851.2M002	12/2004
HK	0500822.8	4/2005
JP	825094	12/1991
JP	996307	11/1997
JP	1177952	6/2003
JP	1202736	4/2004

(57) **CLAIM**

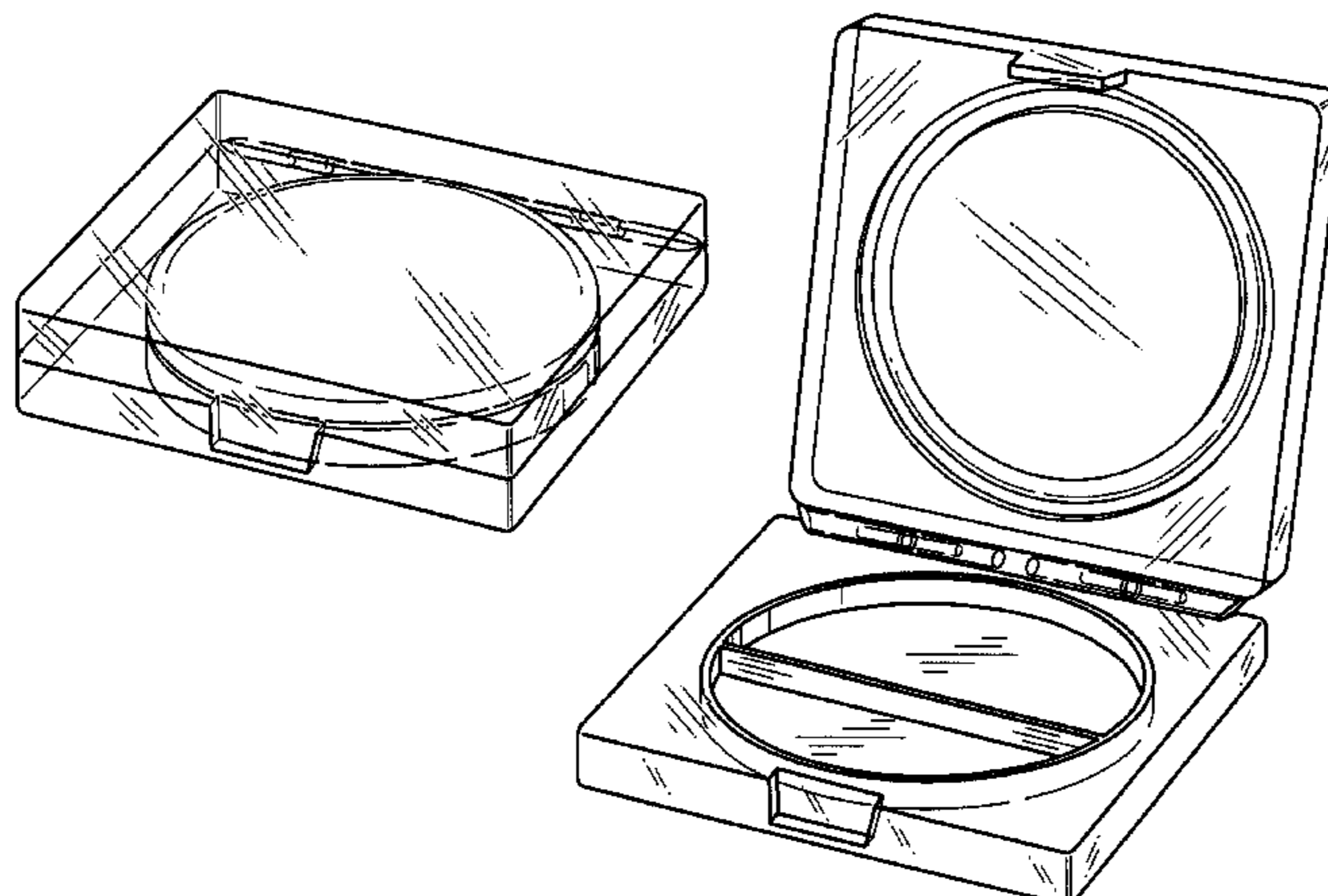
What is claimed is the ornamental design for a cosmetic compact, substantially as shown and described.

DESCRIPTION

FIG. 1 is a top, front and right side perspective view of a new design for a cosmetic compact shown in the closed position; FIG. 2 is a top, front and right side perspective view of the cosmetic compact shown in the open position; FIG. 3 is a top plan view of the cosmetic compact shown in FIG. 1; FIG. 4 is a bottom plan view of the cosmetic compact shown in FIG. 1; FIG. 5 is a top plan view of the cosmetic compact shown in FIG. 2; FIG. 6 is a front elevation view of the cosmetic compact shown in FIG. 1; FIG. 7 is a right side elevation view of the cosmetic compact shown in FIG. 1, a left side elevation view being a mirror image thereof; and, FIG. 8 is a rear elevation view of the cosmetic compact shown in FIG. 1.

The broken lines shown in the figures are for illustrative purposes only and form no part of the claimed design.

1 Claim, 3 Drawing Sheets



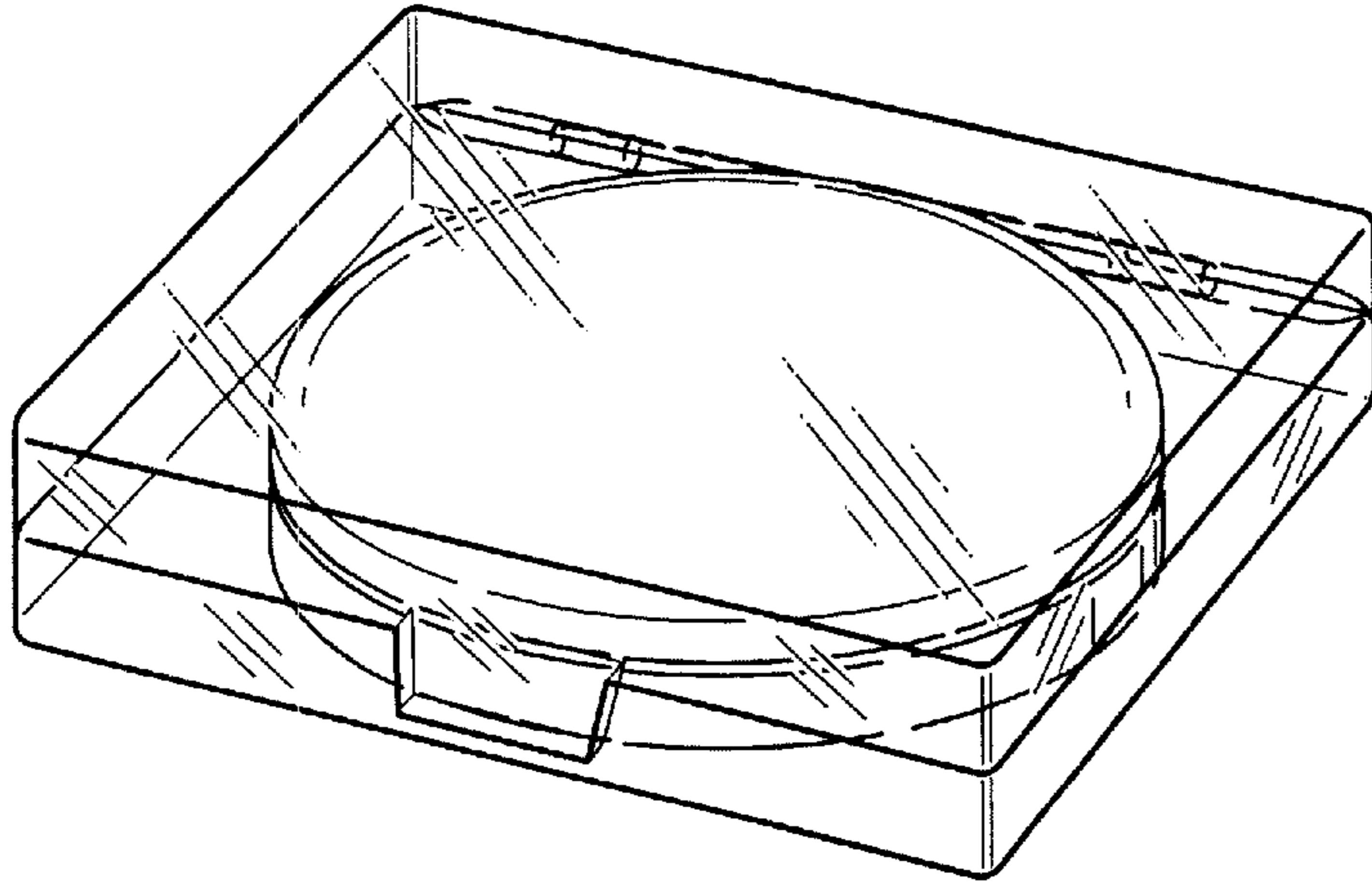


FIG. 1

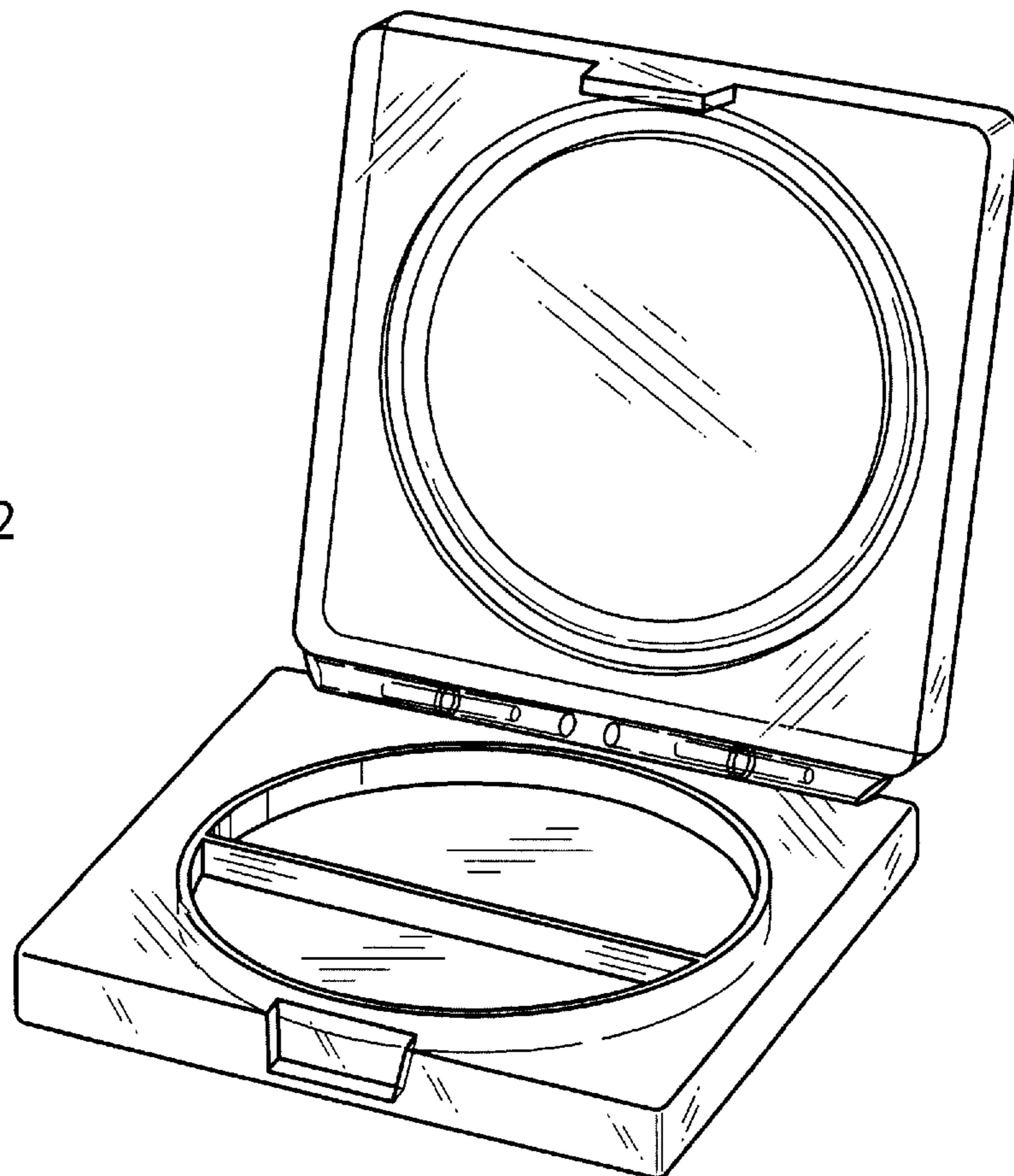


FIG. 2

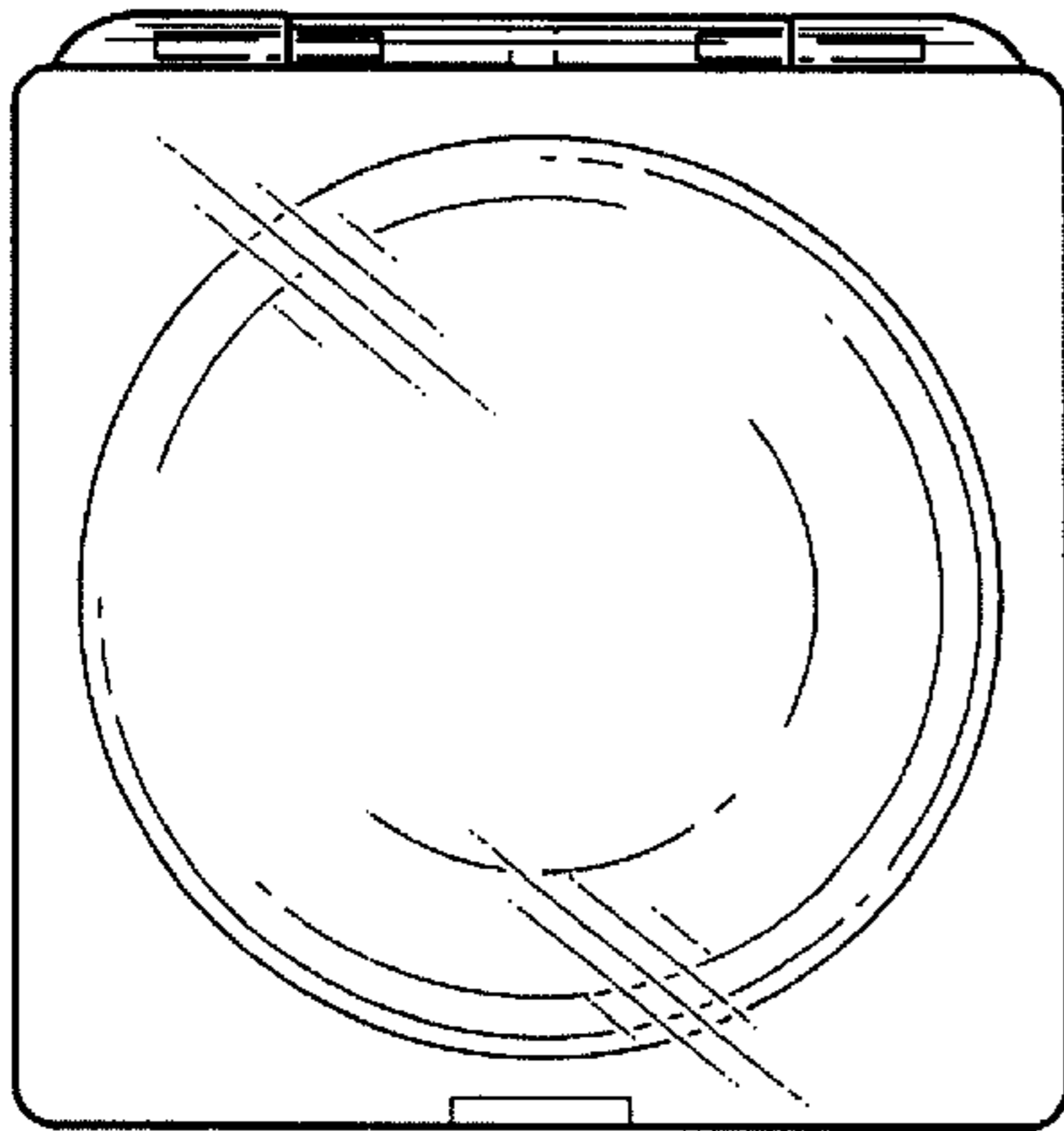


FIG. 3

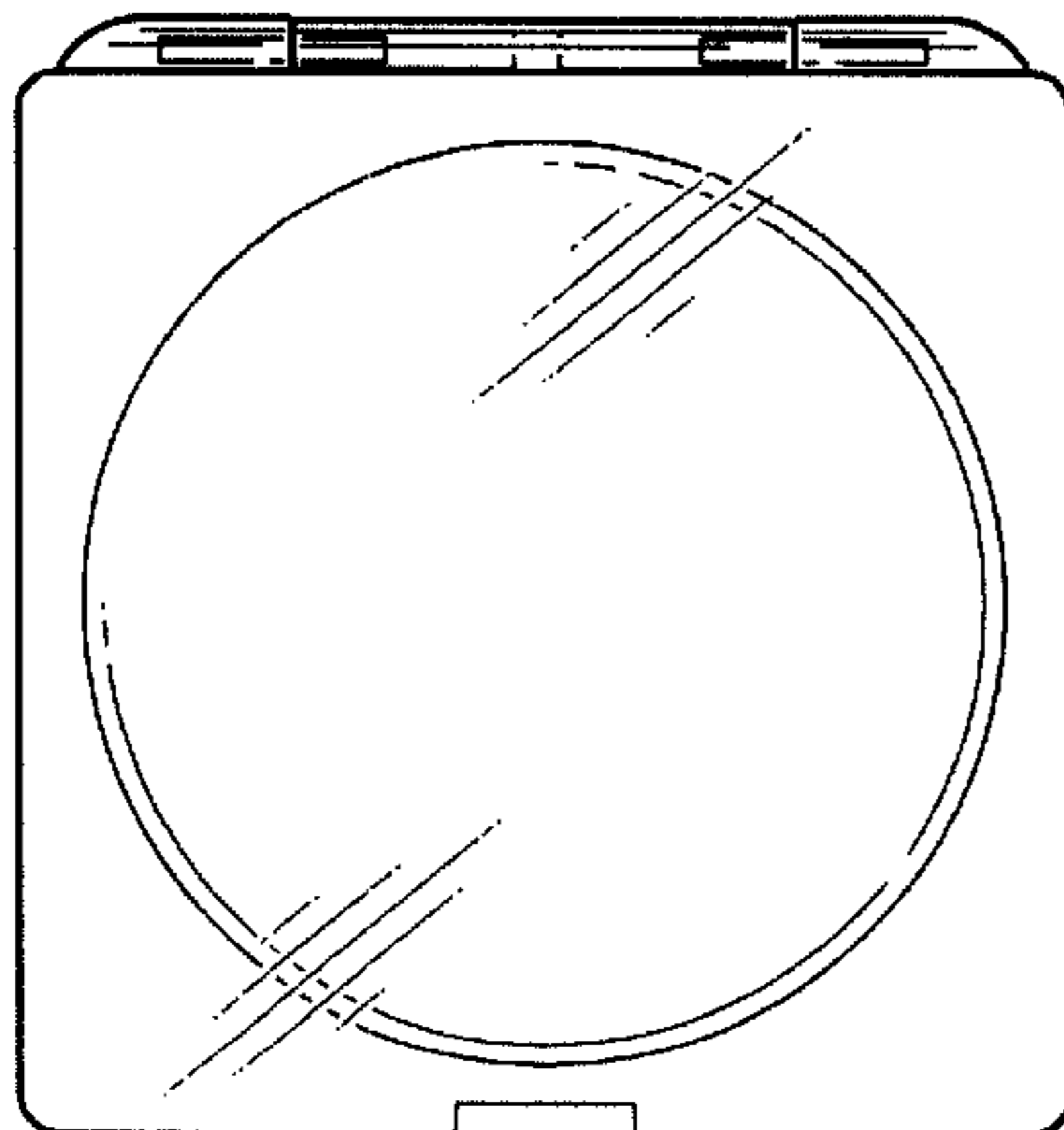


FIG. 4

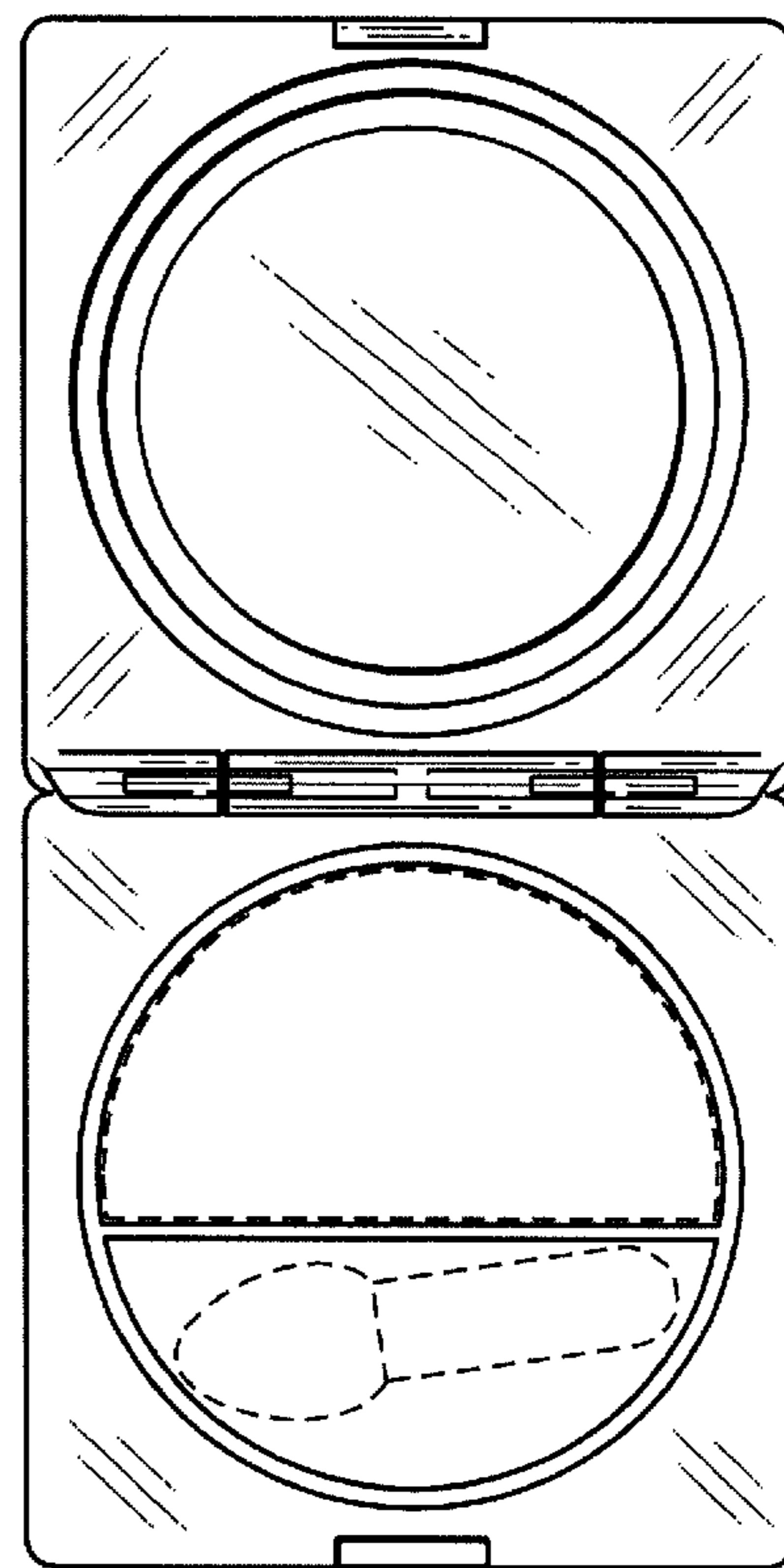


FIG. 5




FIG. 6




FIG. 7

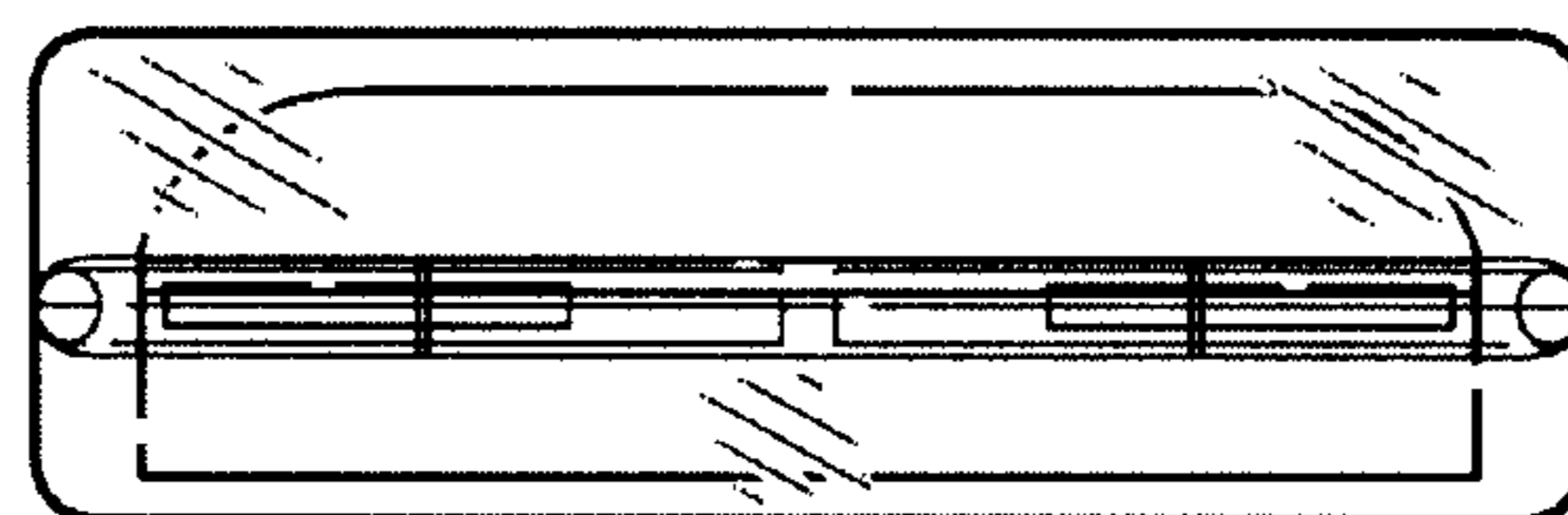


FIG. 8