



US00D535428S

(12) **United States Design Patent**
Flores et al.

(10) **Patent No.:** **US D535,428 S**
(45) **Date of Patent:** **** Jan. 16, 2007**

(54) **LIGHT FIXTURE**

D514,245 S * 1/2006 Miranda D26/87

(75) Inventors: **Miguel Flores**, Riverside, CA (US);
Robert De'Armond, Temecula, CA (US)

(73) Assignee: **Minka Lighting, Inc.**, Corona, CA (US)

(**) Term: **14 Years**

(21) Appl. No.: **29/251,105**

(22) Filed: **Jan. 4, 2006**

(51) **LOC (8) Cl.** **26-03**

(52) **U.S. Cl.** **D26/87; D26/92; D26/86**

(58) **Field of Classification Search** D26/72,
D26/85-92, 138, 145, 155, 129, 130; 362/147,
362/404-408, 432

See application file for complete search history.

(56) **References Cited**

U.S. PATENT DOCUMENTS

D62,588 S	*	6/1923	Pfleager	D26/87
D64,522 S		4/1924	Wolter		
D66,118 S		12/1924	Goddard		
D67,560 S		6/1925	Walker		
D74,129 S	*	12/1927	Wagner	D26/87
D76,974 S		11/1928	Altbach		
D109,219 S		4/1938	Kelly		
D309,796 S	*	8/1990	Koziol	D26/87
D367,936 S	*	3/1996	Kay	D26/87
D412,042 S		7/1999	Shih		
D428,511 S	*	7/2000	Hsieh	D26/87
D447,595 S		9/2001	Bandini		
D453,229 S		1/2002	Phillips		
D463,604 S	*	9/2002	Phillips	D26/87
D483,512 S	*	12/2003	Hsu	D26/80
D498,869 S		11/2004	Dolan		
D501,058 S	*	1/2005	Parres	D26/80
D511,019 S	*	10/2005	Nicholas	D26/81
D513,338 S		12/2005	Burke		
D513,440 S		1/2006	Miranda		

OTHER PUBLICATIONS

U.S. Appl. No. 29/251,146, Flores and De'Armond.
U.S. Appl. No. 29/251,137, Flores and De'Armond.
U.S. Appl. No. 29/251,100, Flores and De'Armond.
U.S. Appl. No. 29/251,125, Flores and De'Armond.
Minka-Lavery 2005 catalog; Jan. 2005; pp. 3-13; Minka Lighting, Inc.; U.S.A.

Kenroy International Internet Catalog; Coventry 2lt. Sconce; Model #90182SUN; printed from www.lightinguniverse.com on Feb. 11, 2006.

Hampton Bay Internet Catalog; Model #25066; printed from www.homedepot.com on Feb. 11, 2006.

Hampton Bay Internet Catalog; Model #22021-800VA; printed from www.homedepot.com on Feb. 11, 2006.

* cited by examiner

Primary Examiner—Clare E Hefflin

(74) *Attorney, Agent, or Firm*—Baker & McKenzie LLP

(57) **CLAIM**

The ornamental design for a light fixture, as shown and described.

DESCRIPTION

FIG. 1 is a perspective view from above of a light fixture in accordance with our design;

FIG. 2 is a top plan view of the light fixture in accordance with our design;

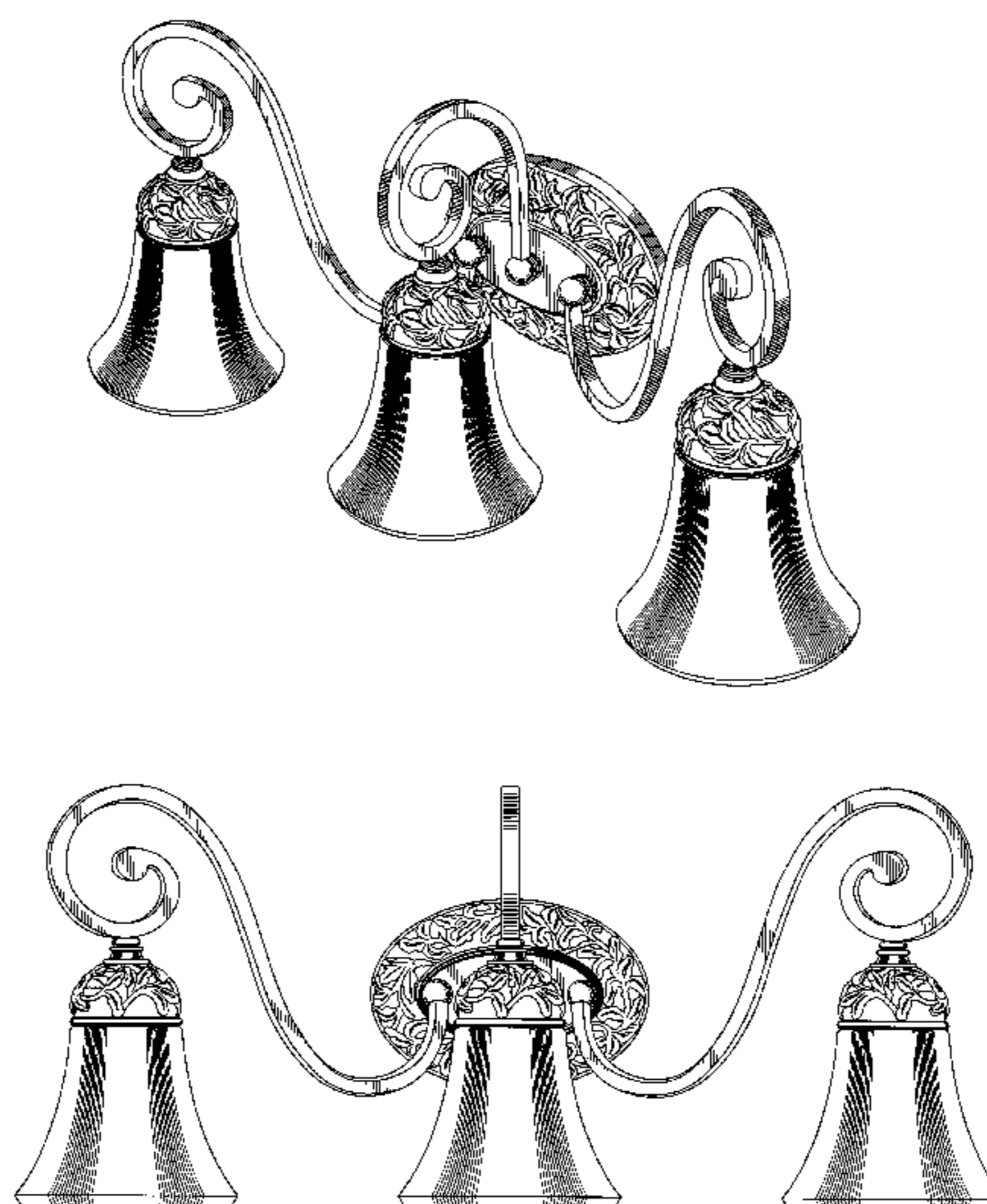
FIG. 3 is a bottom plan view of the light fixture in accordance with our design;

FIG. 4 is a front plan view of the light fixture in accordance with our design; and,

FIG. 5 is a side elevation view of the light fixture in accordance with our design, the opposite side being a mirror image.

The broken lines showing environmental structure are for illustrative purposes only and form no part of the claimed invention.

1 Claim, 5 Drawing Sheets



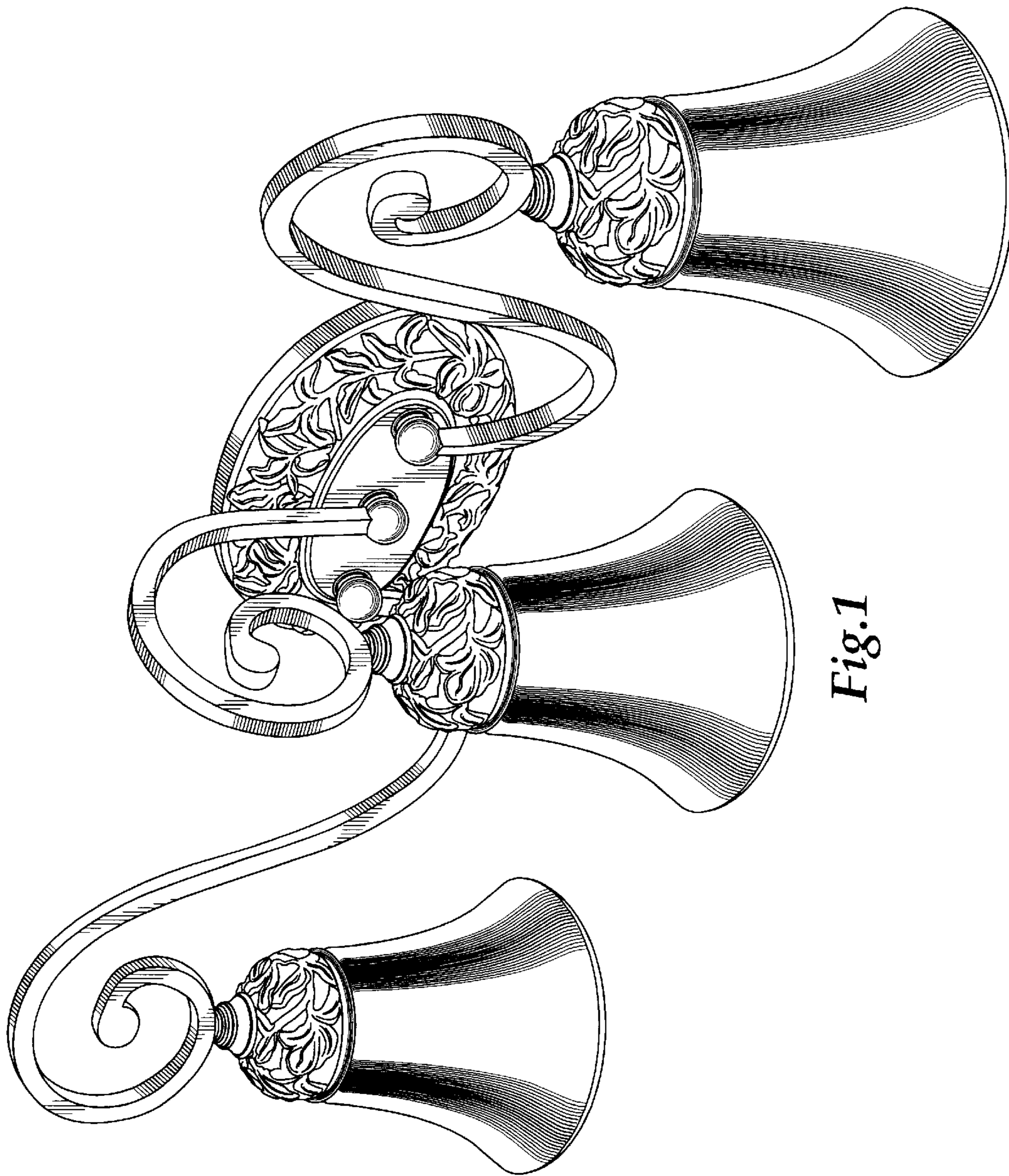


Fig.1

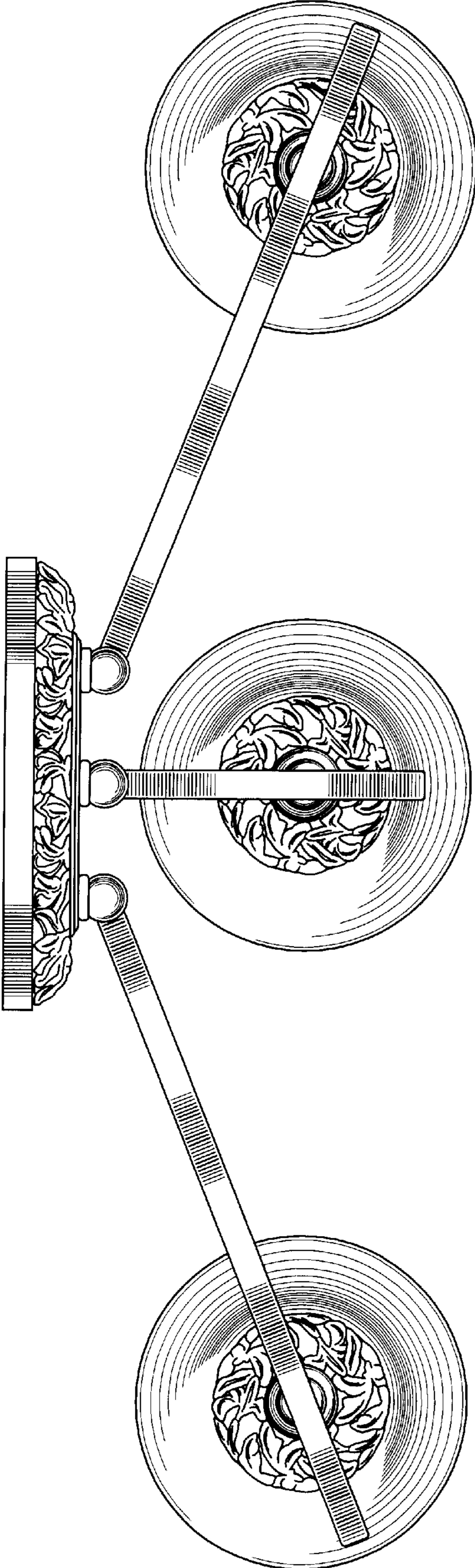


Fig.2

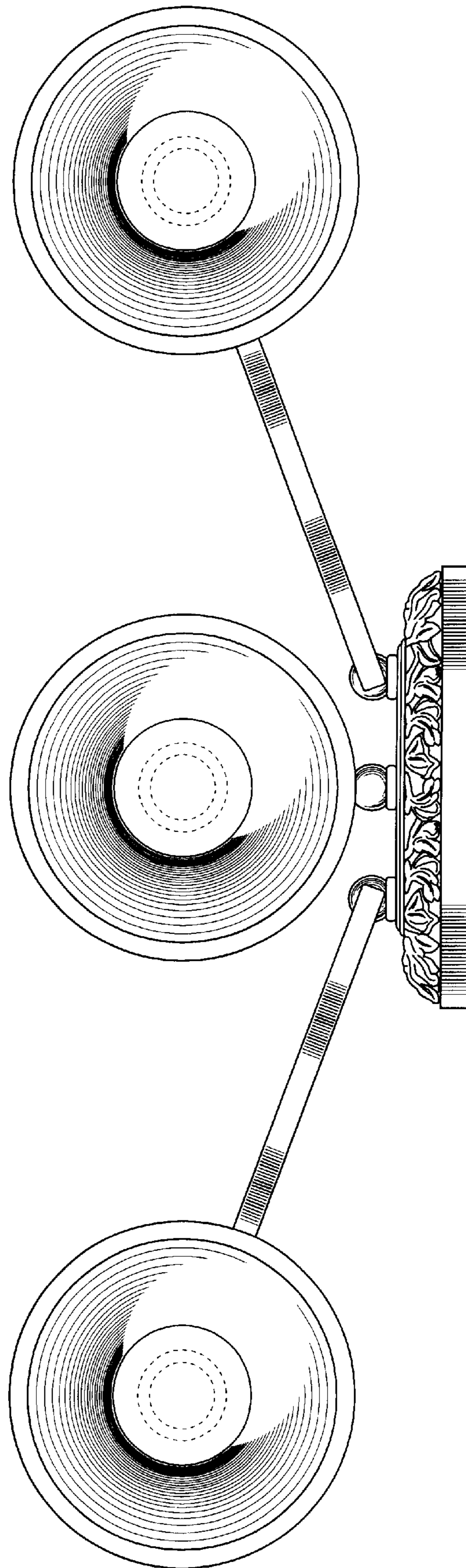


Fig.3

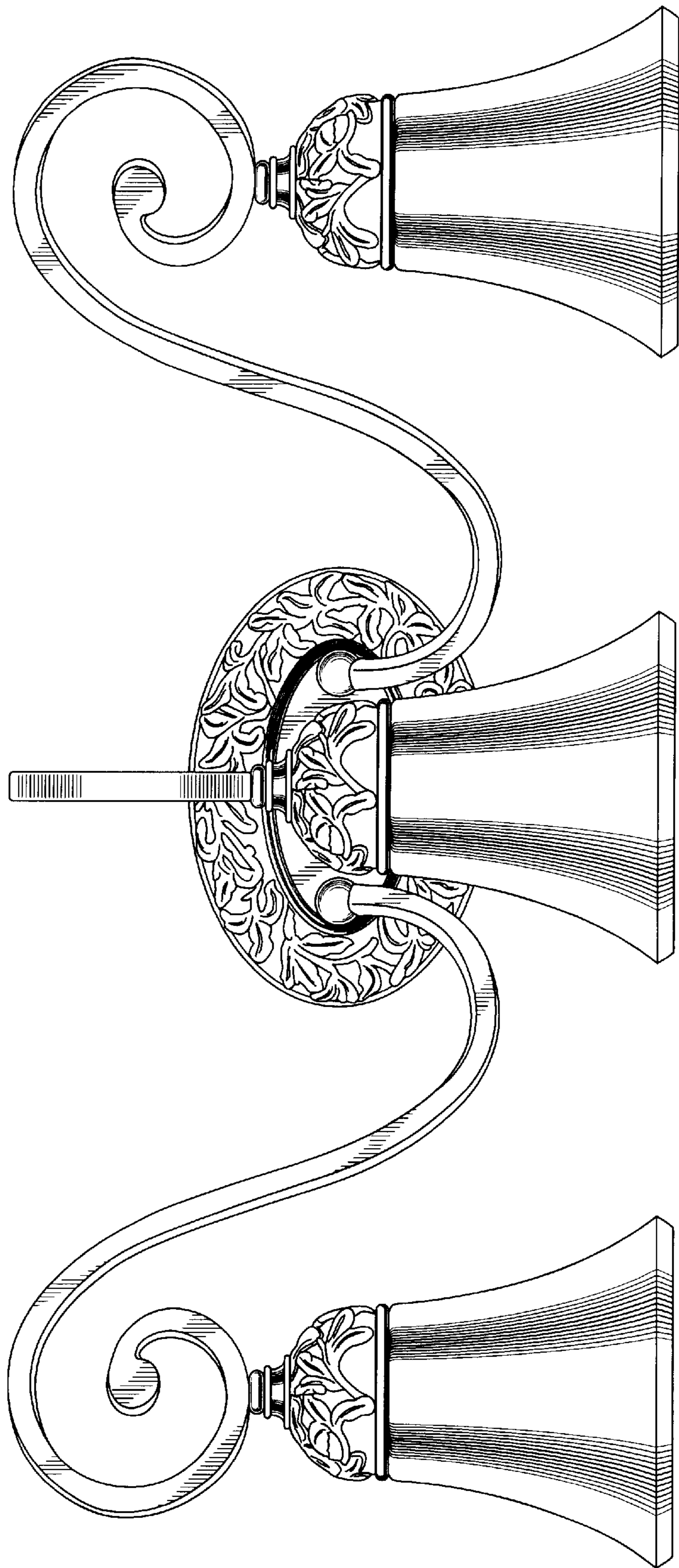


Fig. 4

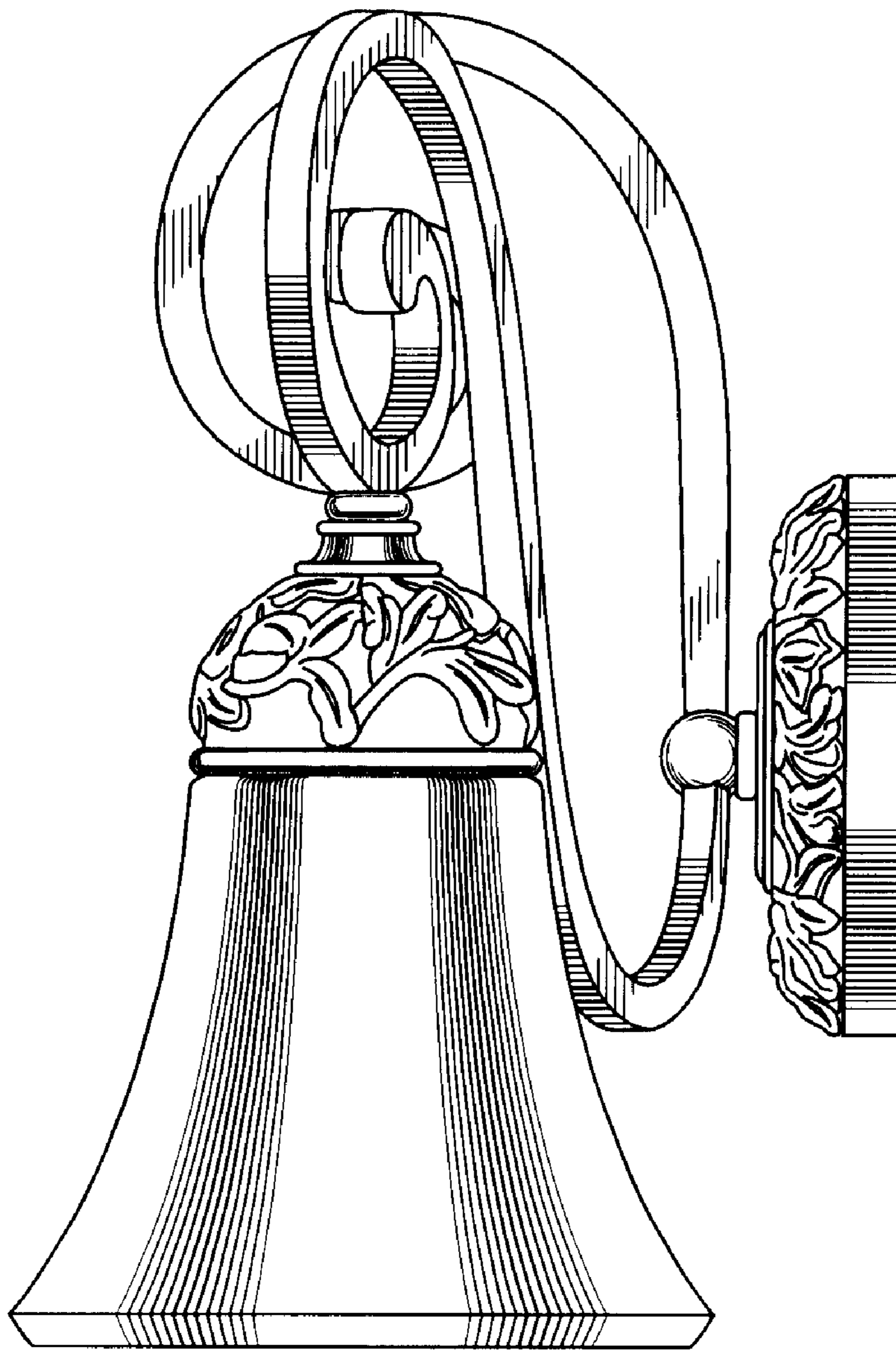


Fig.5