



US00D535401S

(12) **United States Design Patent**  
**Travis et al.**

(10) **Patent No.:** **US D535,401 S**  
(45) **Date of Patent:** **\*\* Jan. 16, 2007**

(54) **HEAT AND LIGHT THERAPY DEVICE**

(75) Inventors: **Lee W. Travis**, Littleton, CO (US);  
**David W. Wright**, Littleton, CO (US);  
**Christopher Andrews**, Fort Collins,  
CO (US); **Sherry Fox**, Parker, CO (US)

(73) Assignee: **BioCare Systems, Inc.**, Parker, CO  
(US)

(\*\*) Term: **14 Years**

(21) Appl. No.: **29/232,542**

(22) Filed: **Jun. 21, 2005**

(51) **LOC (8) Cl.** ..... **28-03**

(52) **U.S. Cl.** ..... **D24/210; D24/206**

(58) **Field of Classification Search** ..... D24/200,  
D24/206, 209, 210; 601/15-17; 606/13; 607/88,  
607/90, 91, 94, 99

See application file for complete search history.

(56) **References Cited**

**U.S. PATENT DOCUMENTS**

2,602,302 A \* 7/1952 Poux ..... D24/206  
D282,202 S \* 1/1986 Ellersick ..... D24/210  
D290,654 S \* 6/1987 Ohnishi ..... D24/206

5,005,374 A \* 4/1991 Spitler ..... D24/207  
D325,637 S \* 4/1992 O'Brien et al. .... D24/206  
D438,974 S \* 3/2001 Crapps ..... D24/206  
6,471,716 B1 \* 10/2002 Pecukonis ..... 607/89  
D506,009 S \* 6/2005 Kent et al. .... D24/210  
2003/0187486 A1 \* 10/2003 Savage et al. .... 607/89

\* cited by examiner

*Primary Examiner*—Ian Simmons

*Assistant Examiner*—Melanie Levy

(74) *Attorney, Agent, or Firm*—John R. Ley

(57) **CLAIM**

The ornamental design for the heat and light therapy device,  
as shown and described.

**DESCRIPTION**

FIG. 1 is a perspective view of the heat and light therapy  
device of the present invention, and also illustrating a strap  
in phantom which does not form a part of the invention.

FIG. 2 is a front elevational view of FIG. 1.

FIG. 3 is a rear elevational view of FIG. 1.

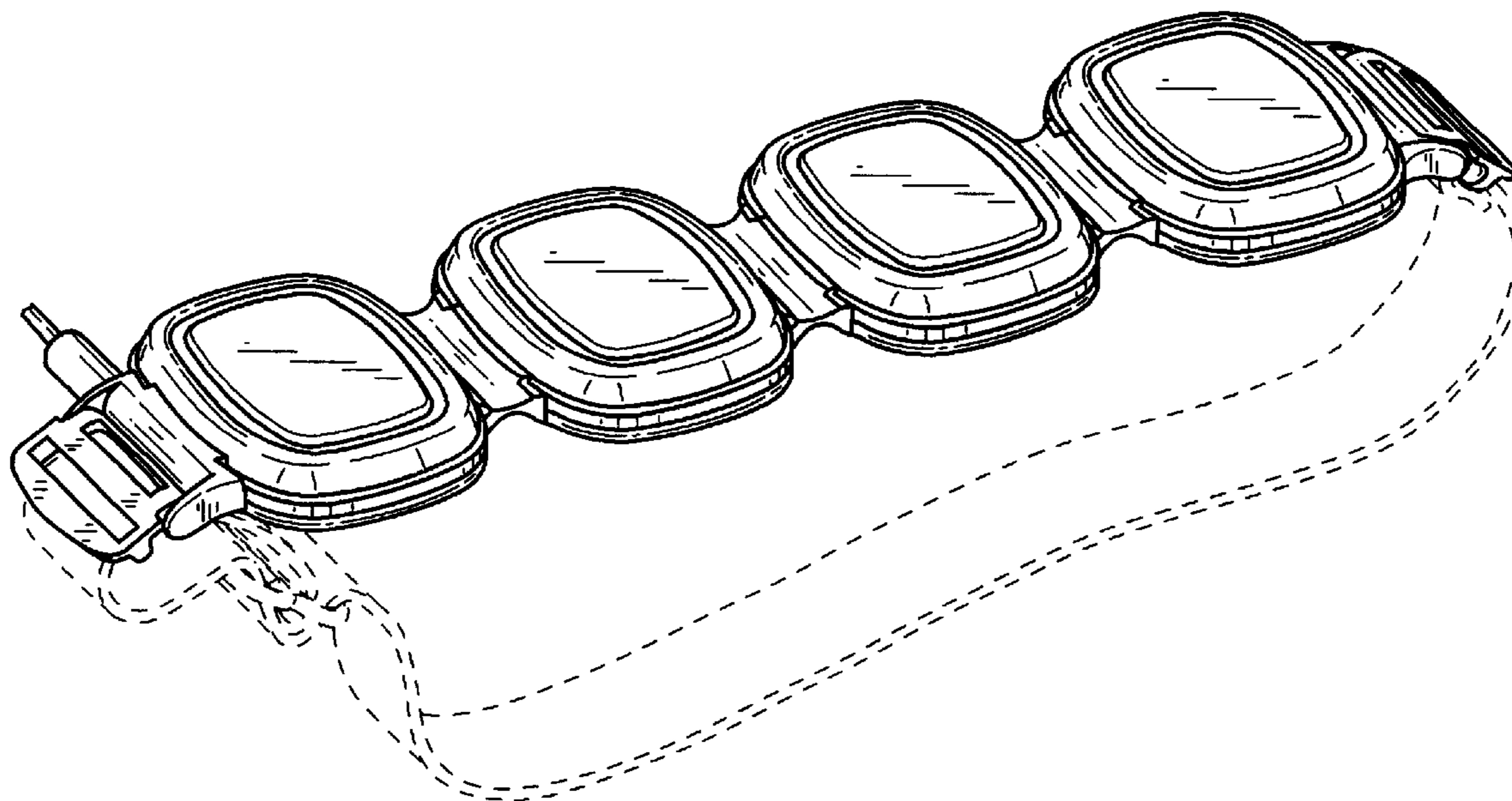
FIG. 4 is a right-side elevational view of FIG. 1.

FIG. 5 is a left-side elevational view of FIG. 1.

FIG. 6 is a top plan view of FIG. 1; and,

FIG. 7 is a bottom plan view of FIG. 1.

**1 Claim, 3 Drawing Sheets**



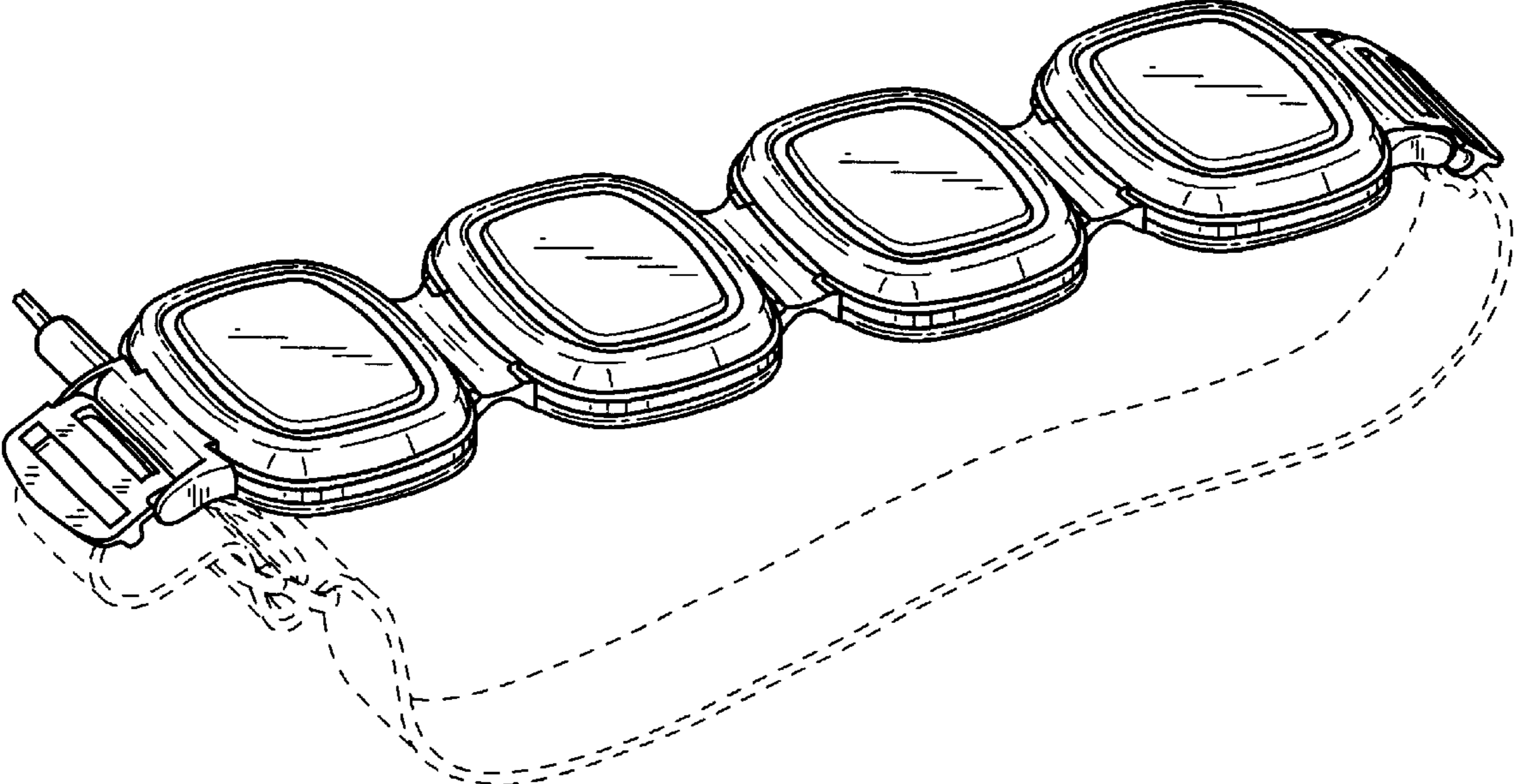


FIG.1




FIG. 2



FIG. 3



FIG.4

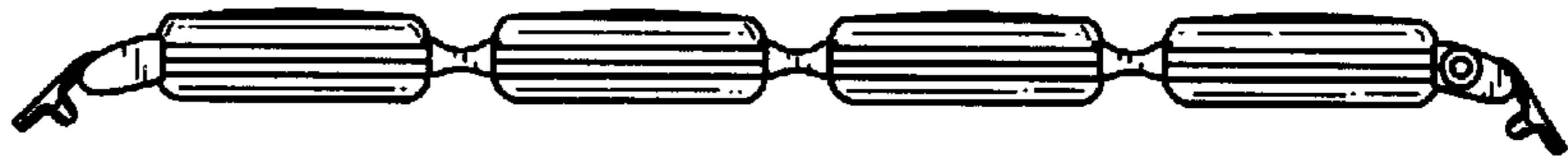


FIG.5




FIG.6

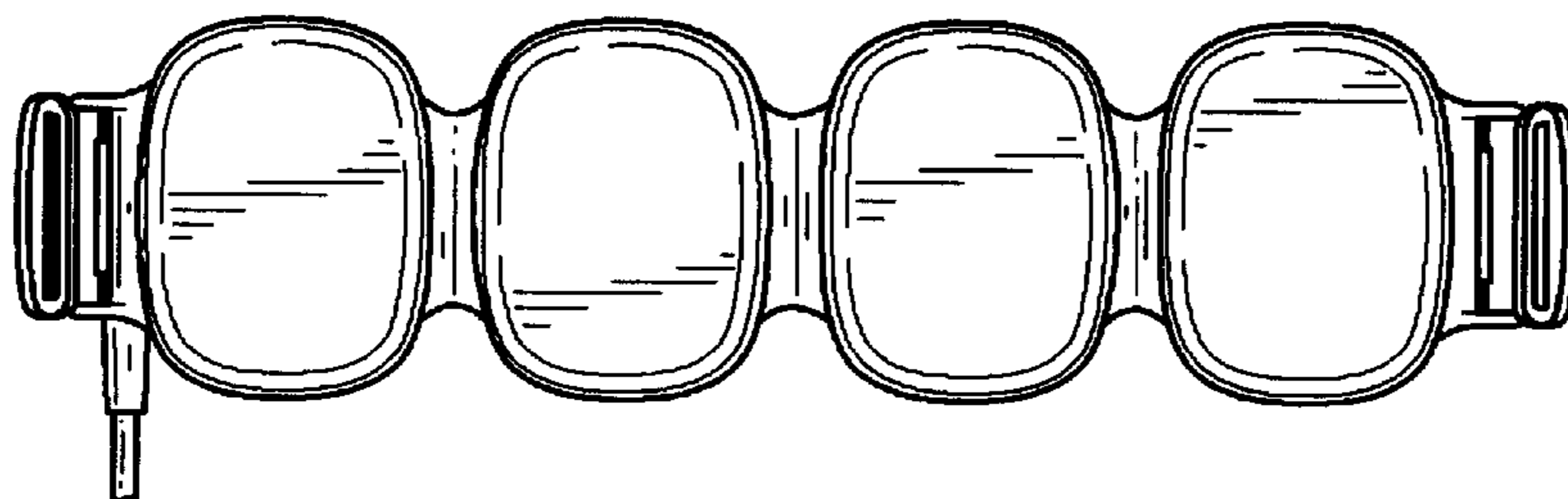


FIG.7