



US00D535388S

(12) **United States Design Patent**
Gajewski

(10) **Patent No.:** **US D535,388 S**

(45) **Date of Patent:** **** Jan. 16, 2007**

(54) **CEILING FAN BLADE**

(75) Inventor: **Mark Gajewski**, Avila Beach, CA (US)

(73) Assignee: **Minka Lighting, Inc.**, Corona, CA (US)

(**) Term: **14 Years**

(21) Appl. No.: **29/232,388**

(22) Filed: **Jun. 17, 2005**

(51) **LOC (8) Cl.** **23-04**

(52) **U.S. Cl.** **D23/413**

(58) **Field of Classification Search** D23/377,
D23/379, 385, 411, 413; 416/5; D26/59,
D26/72, 81–88, 51

See application file for complete search history.

(56) **References Cited**

U.S. PATENT DOCUMENTS

6,039,541 A	3/2000	Parker et al.	
D483,474 S	* 12/2003	Young	D23/413
D484,964 S	1/2004	Young	
6,719,532 B1	4/2004	Bird	
6,733,241 B1	5/2004	Bird	
D507,826 S	* 7/2005	Young	D23/377
D509,295 S	* 9/2005	Stauffer et al.	D23/413

OTHER PUBLICATIONS

Hampton Bay Internet Catalog, Florentine IV, Model # AC299–BN, printed from www.homedepot.com on May 31, 2005.

Hampton Bay Internet Catalog, Windward II, Model # 55295, printed from www.homedepot.com on May 31, 2005.

Emerson Catalog, Petal, Model #CF850, Jan. 1997; pp. 14–15, Emerson Electric Company; U.S.A.

* cited by examiner

Primary Examiner—Lisa Lichtenstein

(74) *Attorney, Agent, or Firm*—Baker & McKenzie LLP

(57) **CLAIM**

The ornamental design for a ceiling fan blade, as shown and described.

DESCRIPTION

FIG. 1 is a perspective view from below of a ceiling fan blade in accordance with my design;

FIG. 2 is an enlarged perspective view from below of the ceiling fan blade in accordance with my design;

FIG. 3 is an enlarged front elevation view of the ceiling fan blade in accordance with my design;

FIG. 4 is an enlarged back elevation view of the ceiling fan blade in accordance with my design;

FIG. 5 is a top plan view of the ceiling fan blade in accordance with my design;

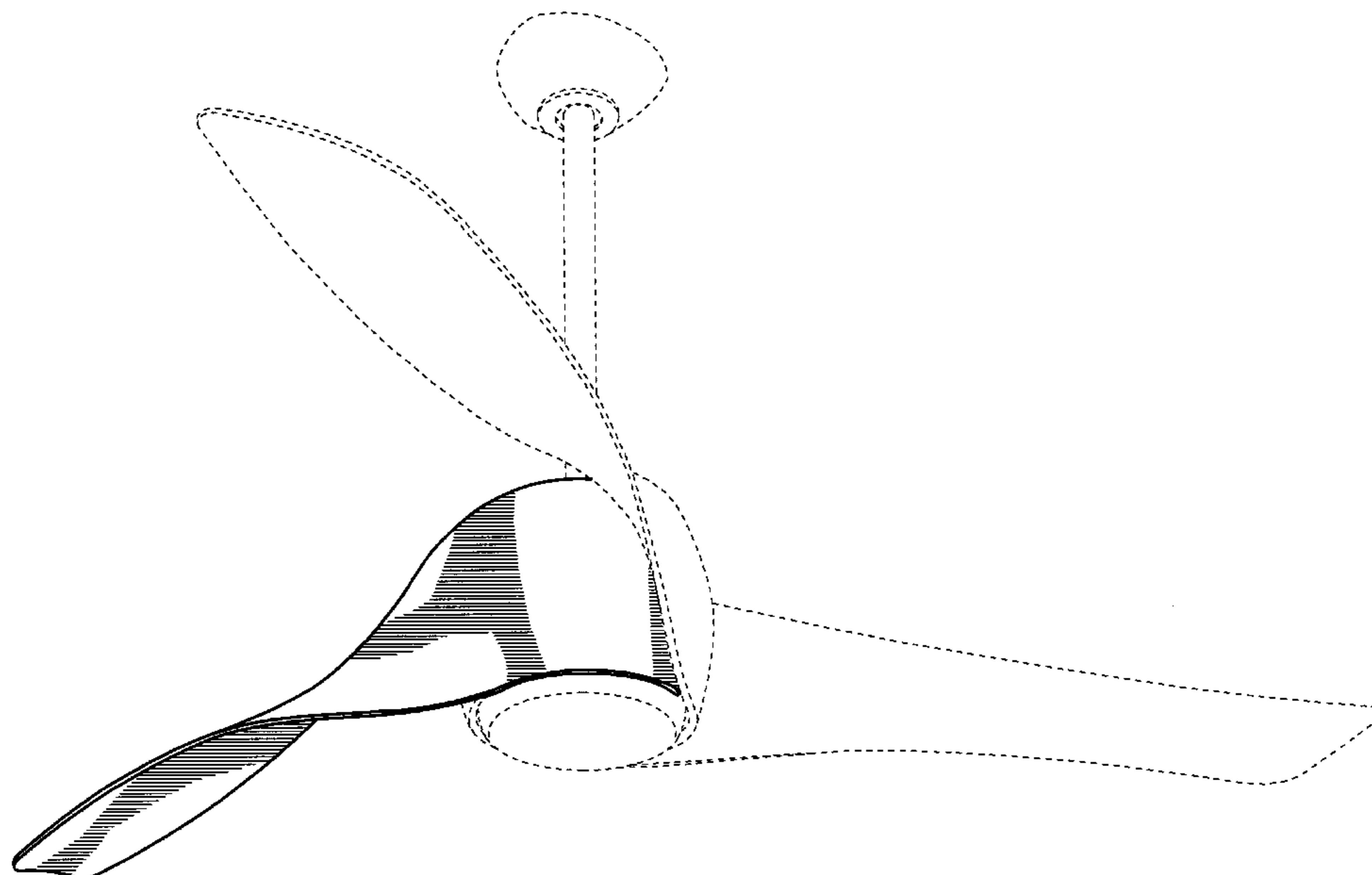
FIG. 6 is a side plan view of the ceiling fan blade in accordance with my design; and,

FIG. 7 is a bottom plan view of the ceiling fan blade in accordance with my design.

The lines indicating shading in FIGS. 1–7 are for illustrative purposes only and form no part of the claimed design.

The broken lines showing environmental structure are for illustrative purposes and form no part of the claimed invention.

1 Claim, 3 Drawing Sheets



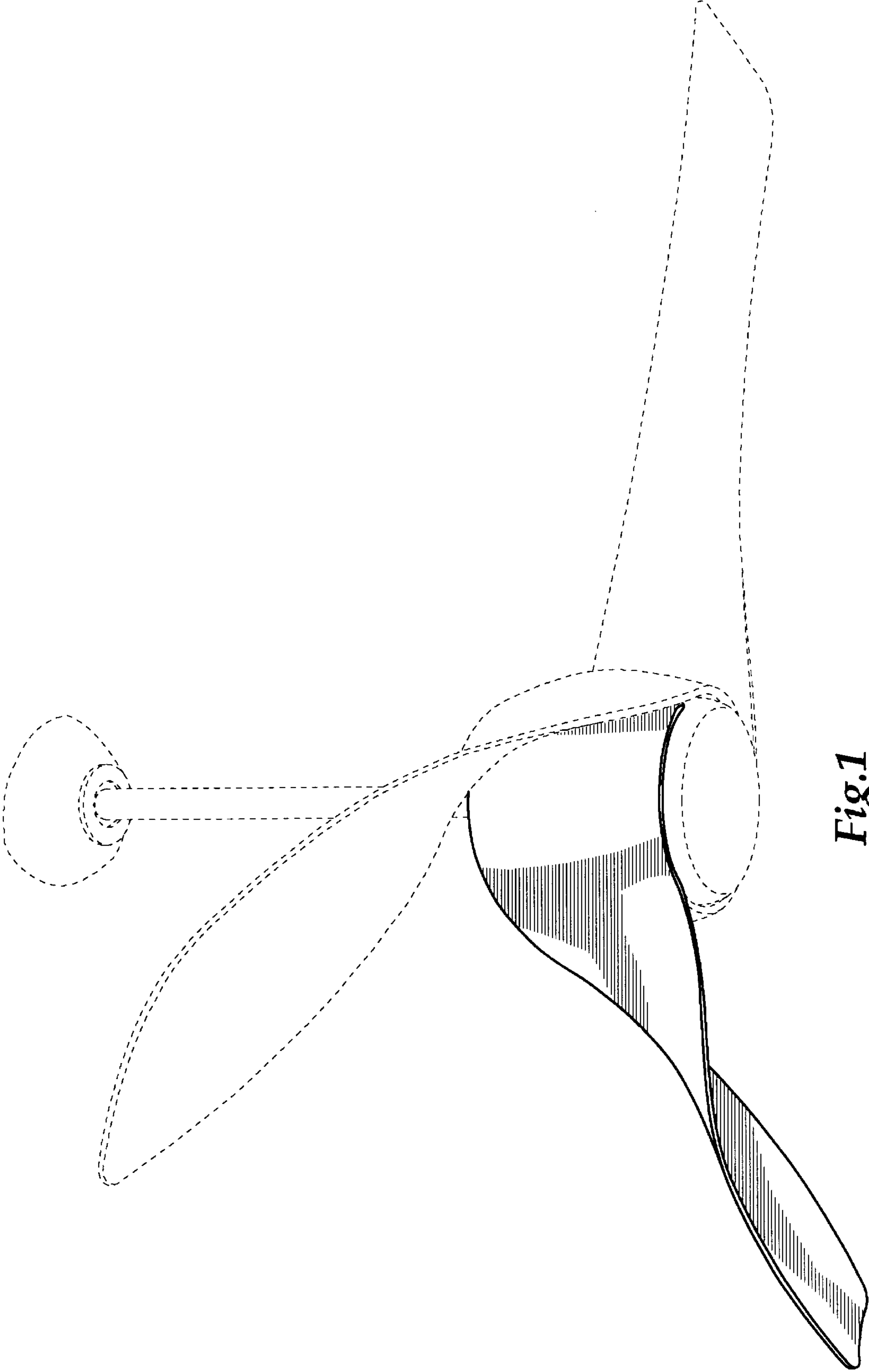


Fig. 1

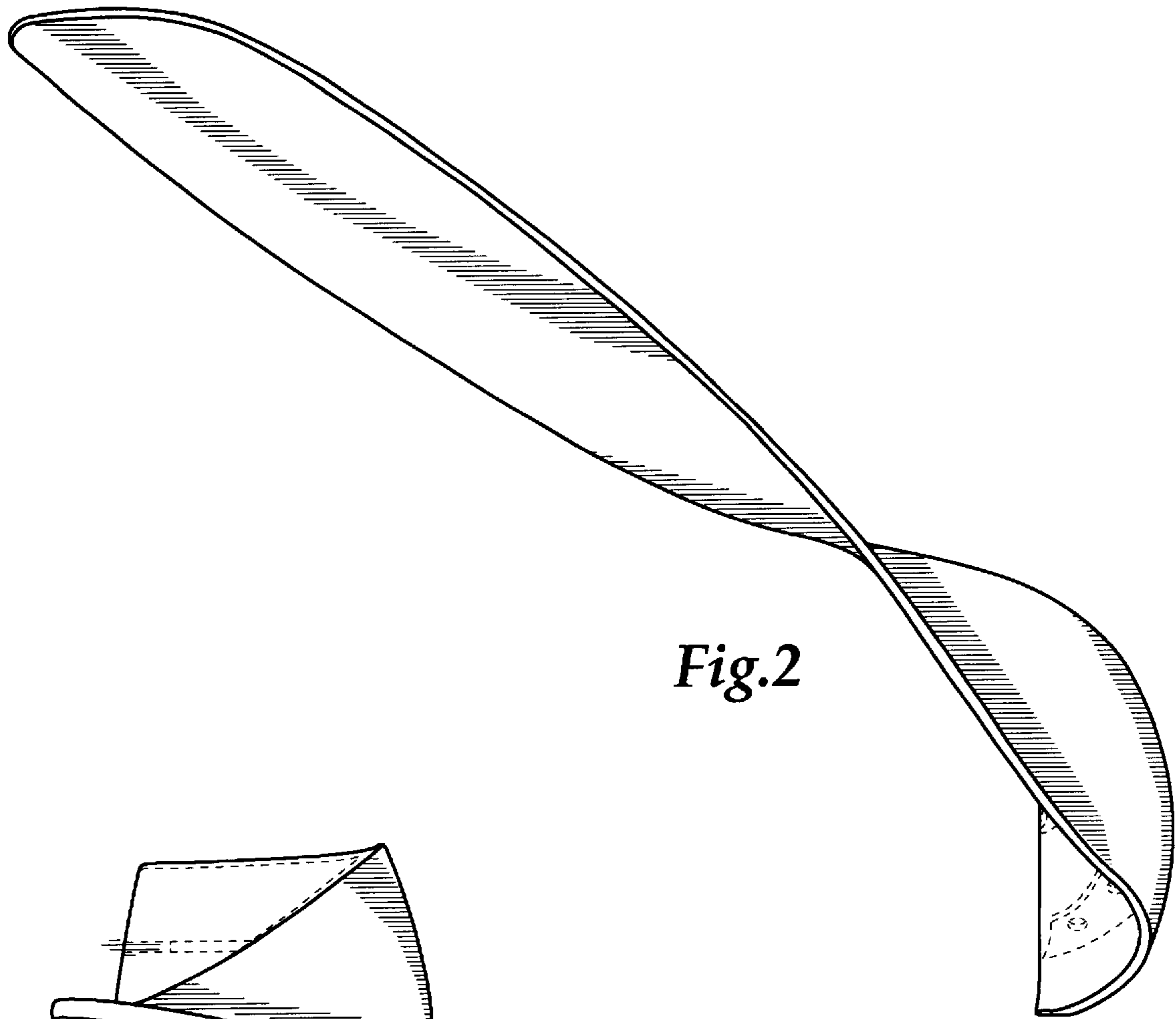


Fig.2

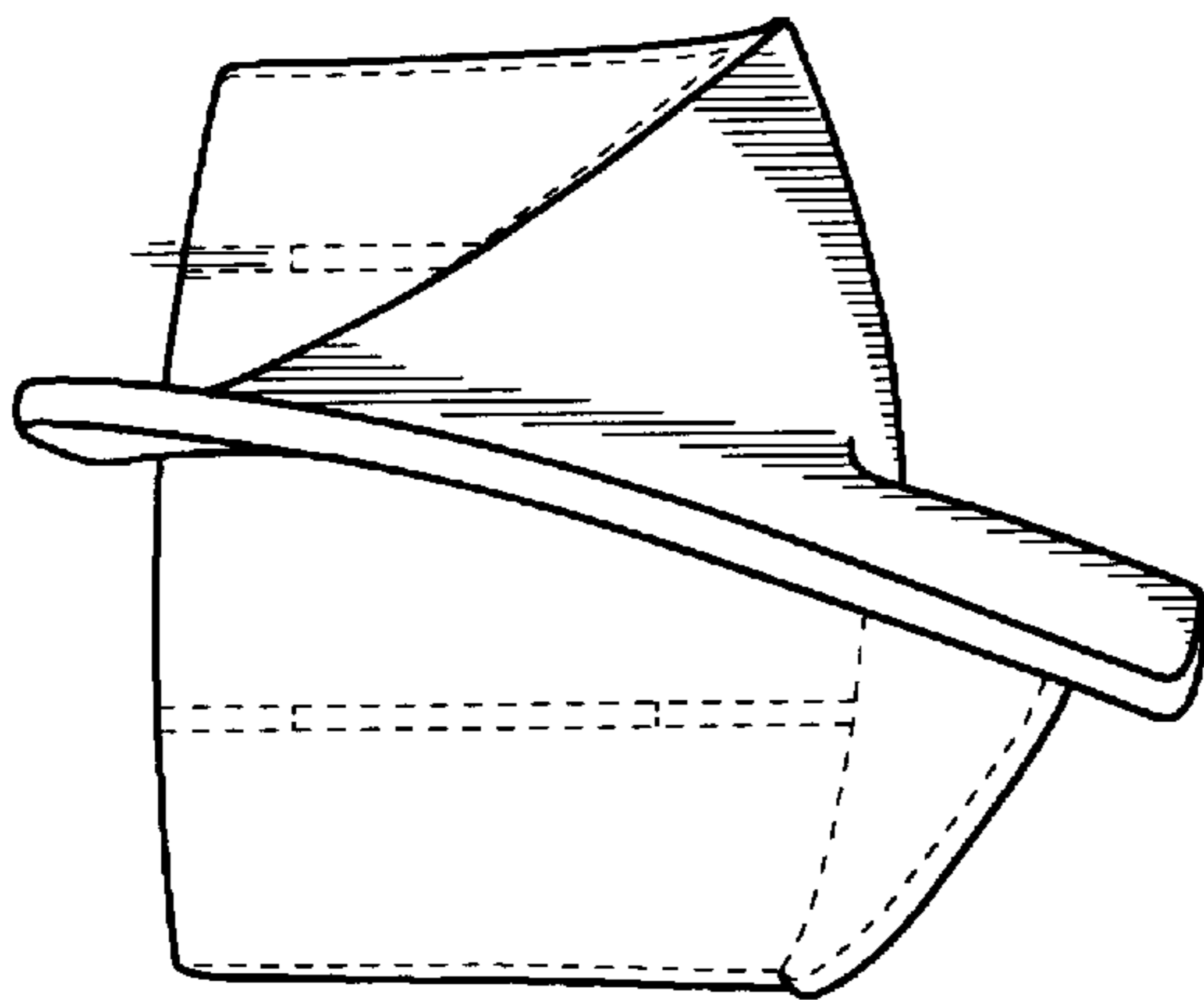


Fig.3

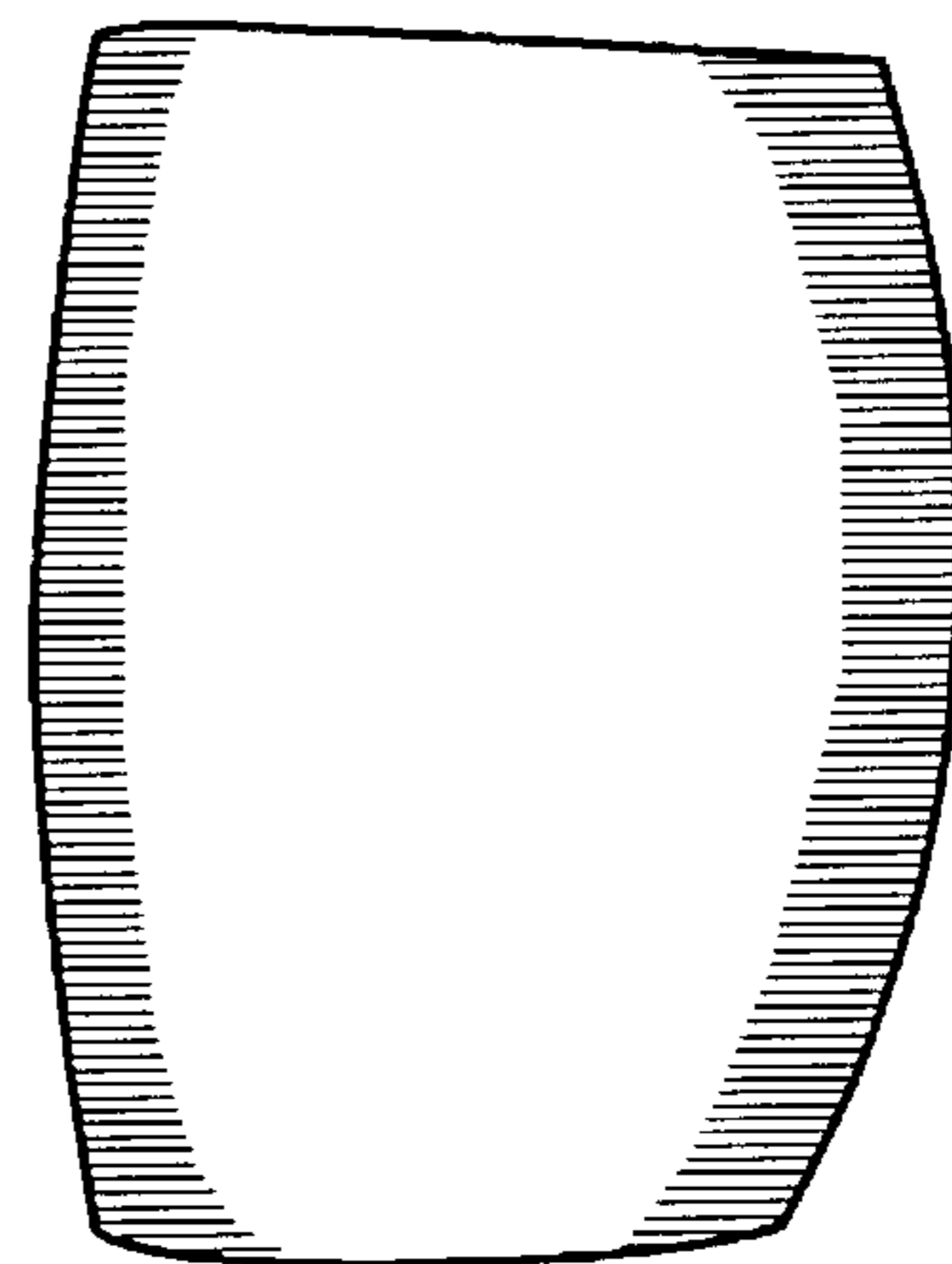


Fig.4



Fig.5

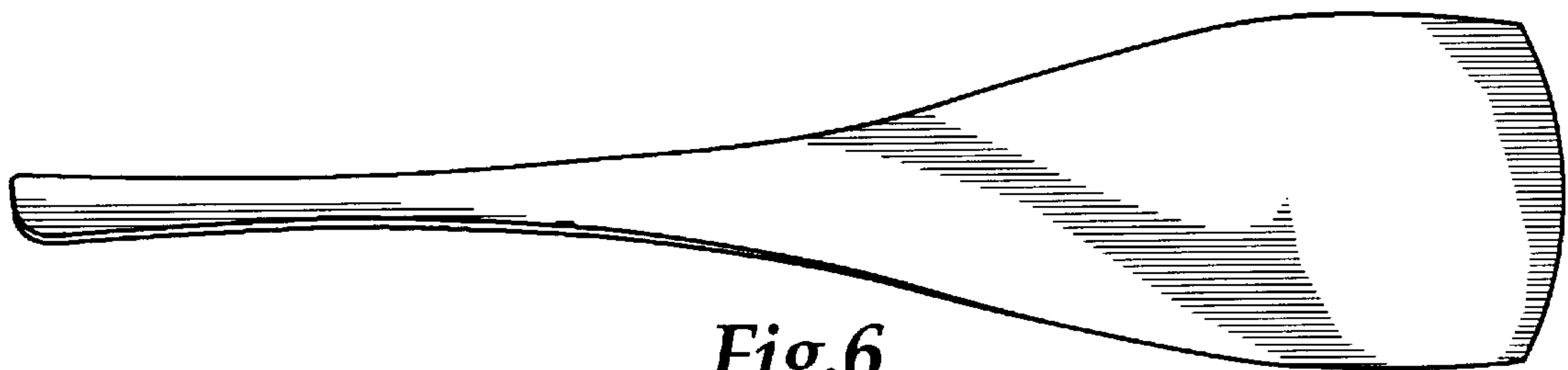


Fig.6




Fig.7