



US00D535387S

(12) **United States Design Patent**
Gajewski

(10) **Patent No.:** **US D535,387 S**

(45) **Date of Patent:** **** Jan. 16, 2007**

(54) **CEILING FAN BLADE ASSEMBLY**

(75) Inventor: **Mark Gajewski**, Avila Beach, CA (US)

(73) Assignee: **Minka Lighting, Inc.**, Corona, CA (US)

(**) Term: **14 Years**

(21) Appl. No.: **29/232,343**

(22) Filed: **Jun. 17, 2005**

(51) **LOC (8) Cl.** **23-04**

(52) **U.S. Cl.** **D23/413**

(58) **Field of Classification Search** D23/411,
D23/413, 377, 379, 385; 416/5

See application file for complete search history.

(56) **References Cited**

U.S. PATENT DOCUMENTS

6,039,541 A	3/2000	Parker et al.	
D483,474 S	* 12/2003	Young D23/413
D484,964 S	1/2004	Young	
6,719,532 B1	4/2004	Bird	

OTHER PUBLICATIONS

- U.S. Appl. No. 29/232,332, Mark Gajewski.
- U.S. Appl. No. 29/232,385, Mark Gajewski.
- U.S. Appl. No. 29/232,388, Mark Gajewski.
- U.S. Appl. No. 29/232,386, Mark Gajewski.
- Hampton Bay Internet Catalog, Florentine IV, Model # AC299-BN, printed from www.homedepot.com on May 31, 2005.

Hampton Bay Internet Catalog, Windward II, Model # 55295, printed from www.homedepot.com on May 31, 2005.

Emerson Catalog, Petal, Model #CF850. Jan. 1997; pp. 14-15, Emerson Electric Company; U.S.A.

* cited by examiner

Primary Examiner—Lisa Lichtenstein

(74) *Attorney, Agent, or Firm*—Baker & McKenzie LLP

(57) **CLAIM**

The ornamental design for a ceiling fan blade assembly, as shown and described.

DESCRIPTION

FIG. 1 is a perspective view from below of a ceiling fan blade assembly in accordance with my design;

FIG. 2 is a greatly reduced top plan view of the ceiling fan blade assembly in accordance with my design;

FIG. 3 is a greatly reduced bottom plan view of the ceiling fan blade assembly in accordance with my design;

FIG. 4 is a reduced front elevation view of the ceiling fan blade assembly in accordance with my design; and,

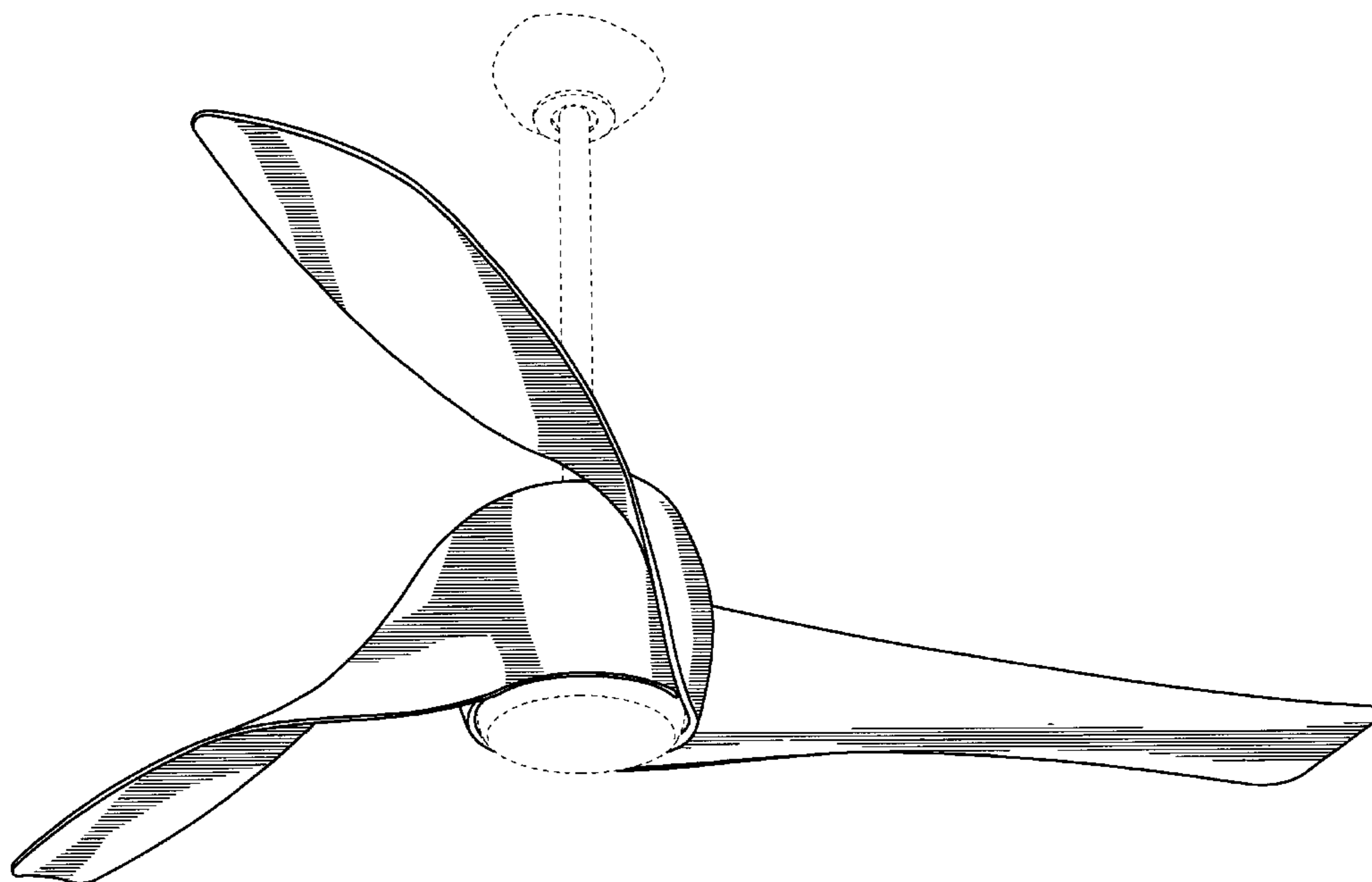
FIG. 5 is a reduced side elevation view of the ceiling fan blade assembly in accordance with my design.

FIGS. 4 and 5 are identical except for the positioning of the fan blades.

The lines indicating shading in FIGS. 1-5 are for illustrative purposes only and form no part of the claimed design.

The broken lines showing environmental structure are for illustrative purposes and form no part of the claimed invention.

1 Claim, 5 Drawing Sheets



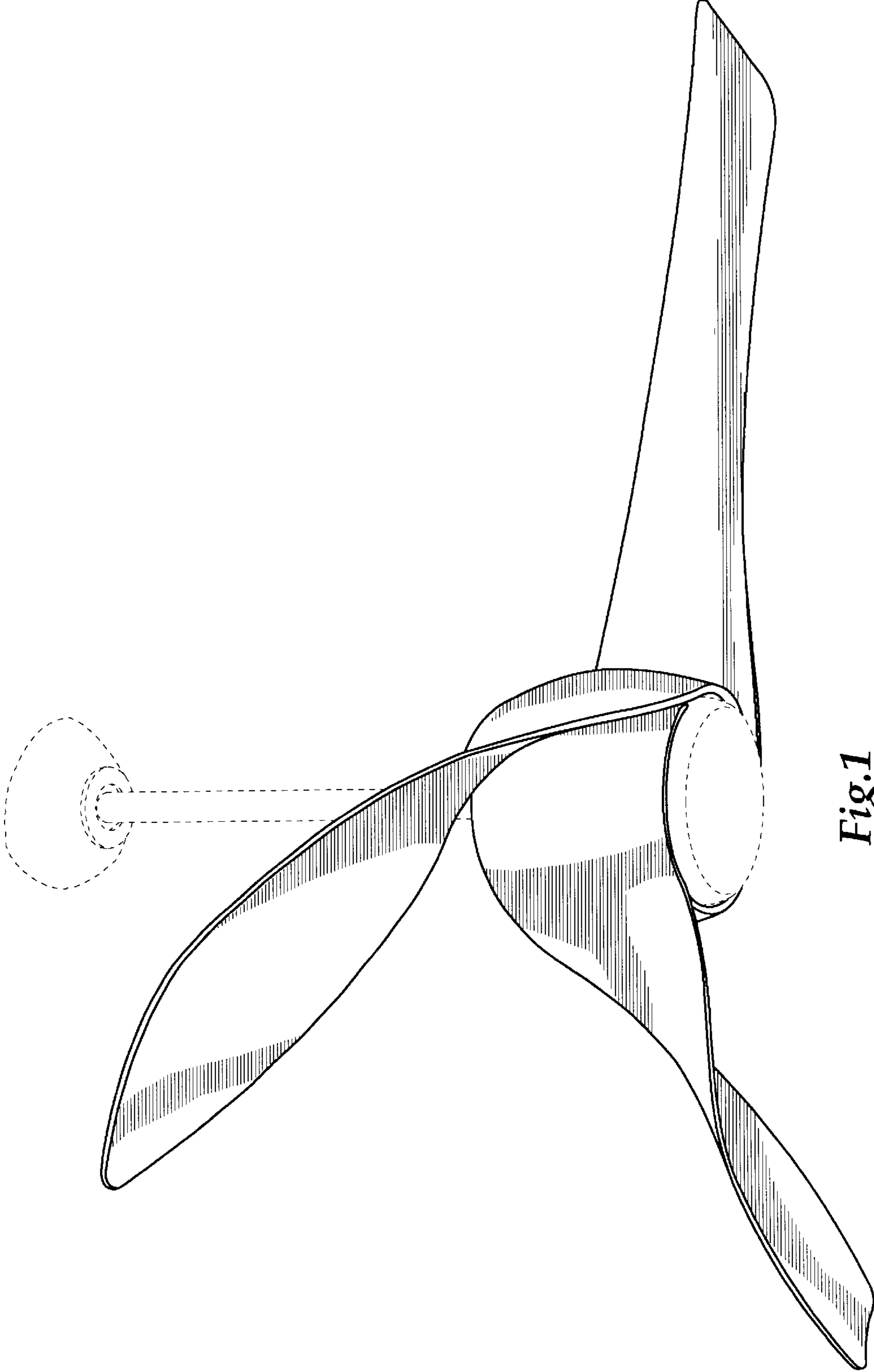


Fig. 1




Fig.2




Fig.3

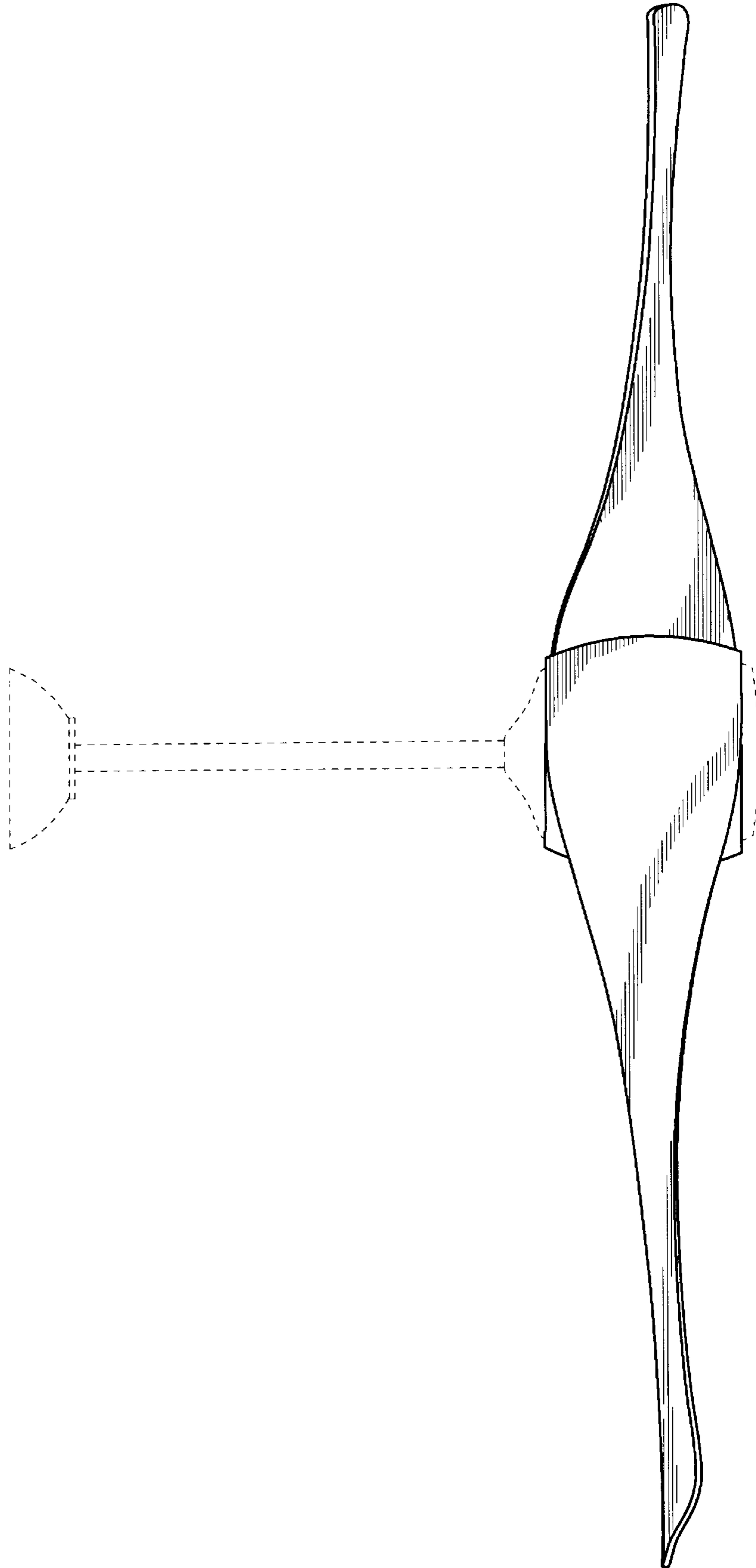


Fig.4

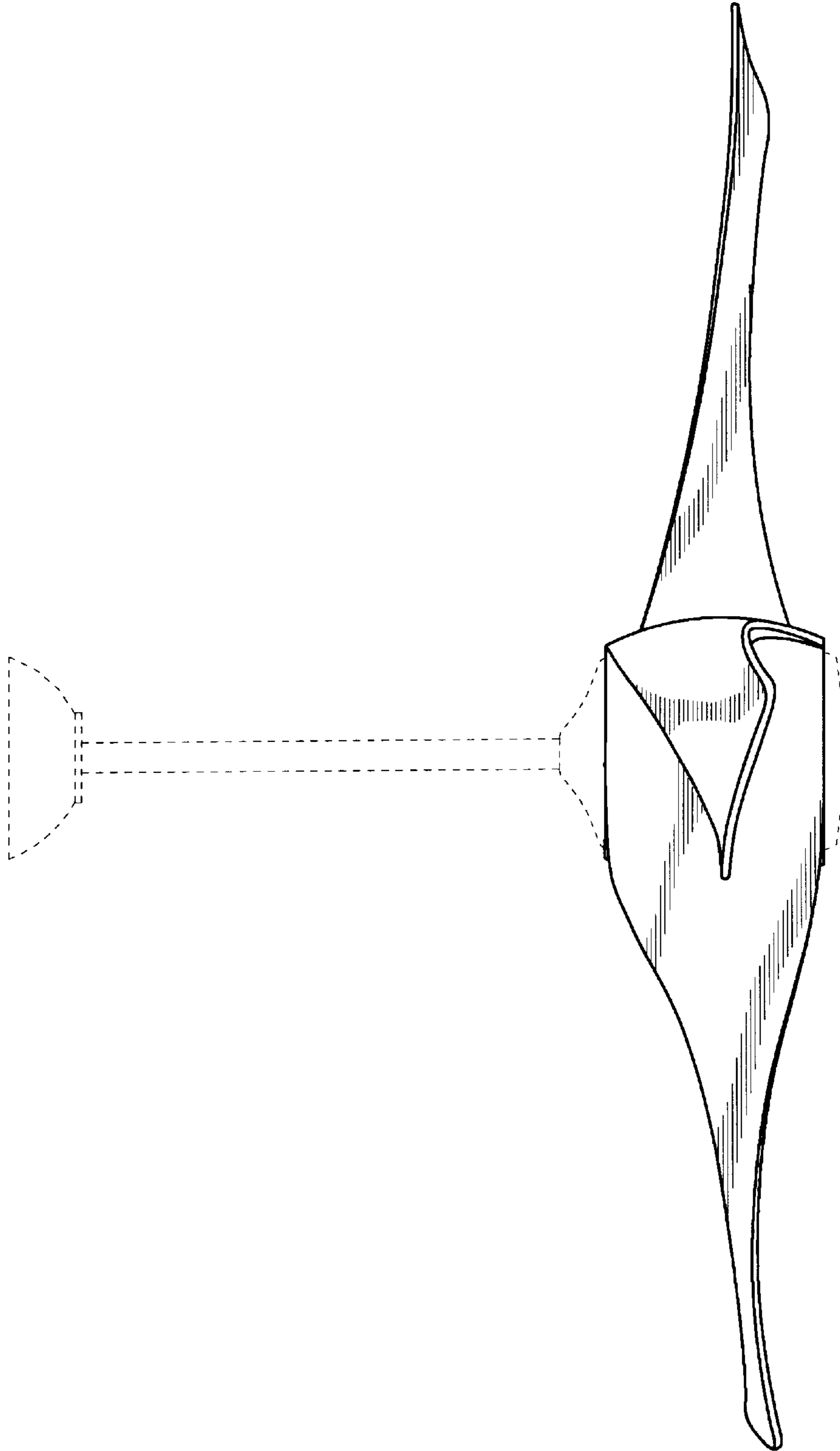


Fig.5