



US00D535373S

(12) **United States Design Patent**
Chung

(10) **Patent No.:** **US D535,373 S**

(45) **Date of Patent:** **** Jan. 16, 2007**

(54) **AIR FILTER SYSTEM FOR AUTOMOBILES**

(76) Inventor: **Teming Chung**, 815 Tucker La., City of Industry, CA (US) 91714

(**) Term: **14 Years**

(21) Appl. No.: **29/231,816**

(22) Filed: **Jun. 8, 2005**

(51) **LOC (8) Cl.** **23-04**

(52) **U.S. Cl.** **D23/365**

(58) **Field of Classification Search** D23/355,
D23/364-5, 209; D15/5; 55/385.3, 498
See application file for complete search history.

(56) **References Cited**

U.S. PATENT DOCUMENTS

D401,942 S	*	12/1998	Shelton et al.	D15/5
D437,402 S	*	2/2001	Gieseke et al.	D23/365
D466,602 S	*	12/2002	Gieseke et al.	D23/365
D483,459 S	*	12/2003	DeWit et al.	D23/365
D484,584 S	*	12/2003	Anderson et al.	D23/365
D497,202 S	*	10/2004	Carter et al.	D23/365
D520,620 S	*	5/2006	Wang	D23/365

* cited by examiner

Primary Examiner—Robin Webster

(74) *Attorney, Agent, or Firm*—Knobbe Martens Olson & Bear, LLP

(57) **CLAIM**

The ornamental design for a air filter system for automobiles, as shown and described.

DESCRIPTION

FIG. 1 is a perspective view of the air filter system for automobiles according to the present design;

FIG. 2 is a right side elevation view of the air filter system for automobiles of FIG. 1, the left-side view being a mirror image thereof;

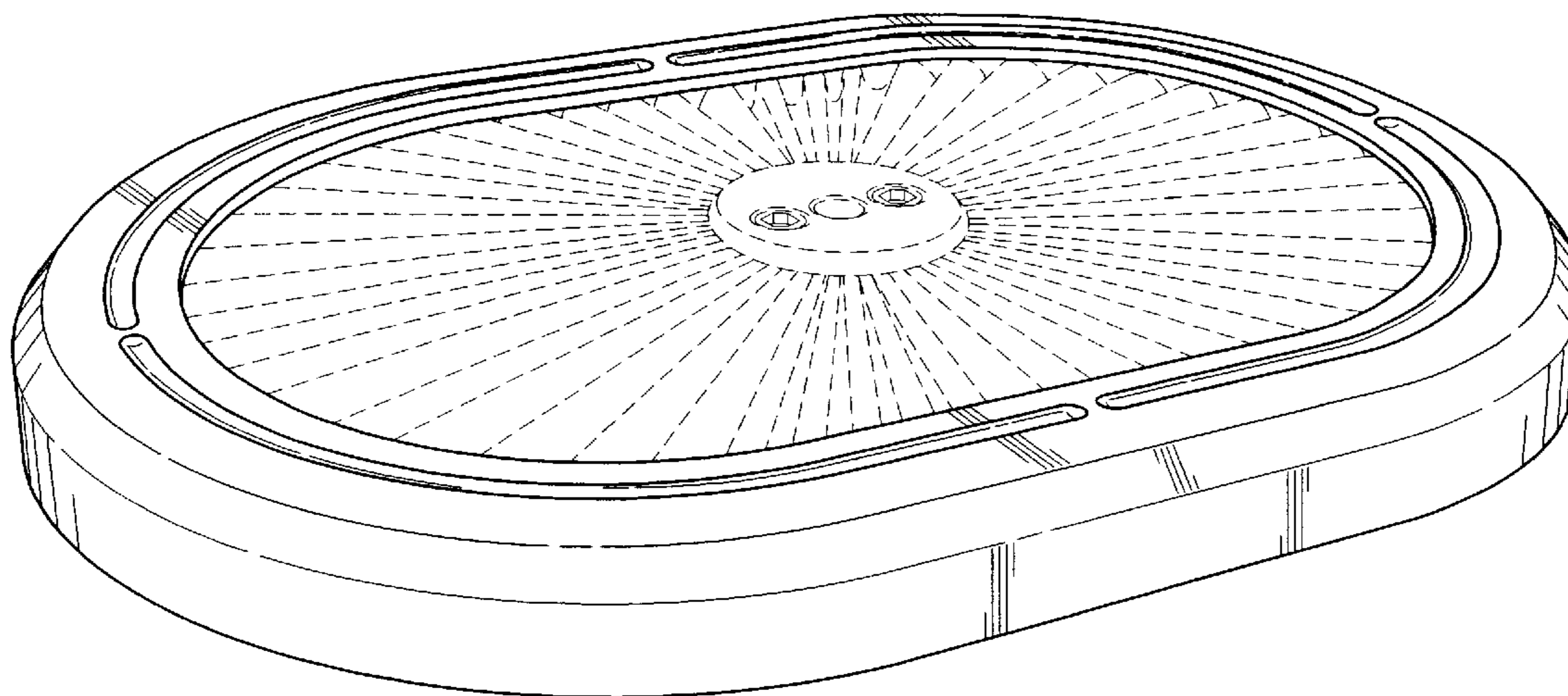
FIG. 3 is a front elevation view of the air filter system for automobiles of FIG. 1, the rear elevation view being a mirror image thereof;

FIG. 4 is a top plan view of the air filter system for automobiles of FIG. 1; and,

FIG. 5 is a bottom plan view of the air filter system for automobiles of FIG. 1.

The broken lines in the drawings are for illustrative purposes only and forms no part of the claimed design.

1 Claim, 4 Drawing Sheets



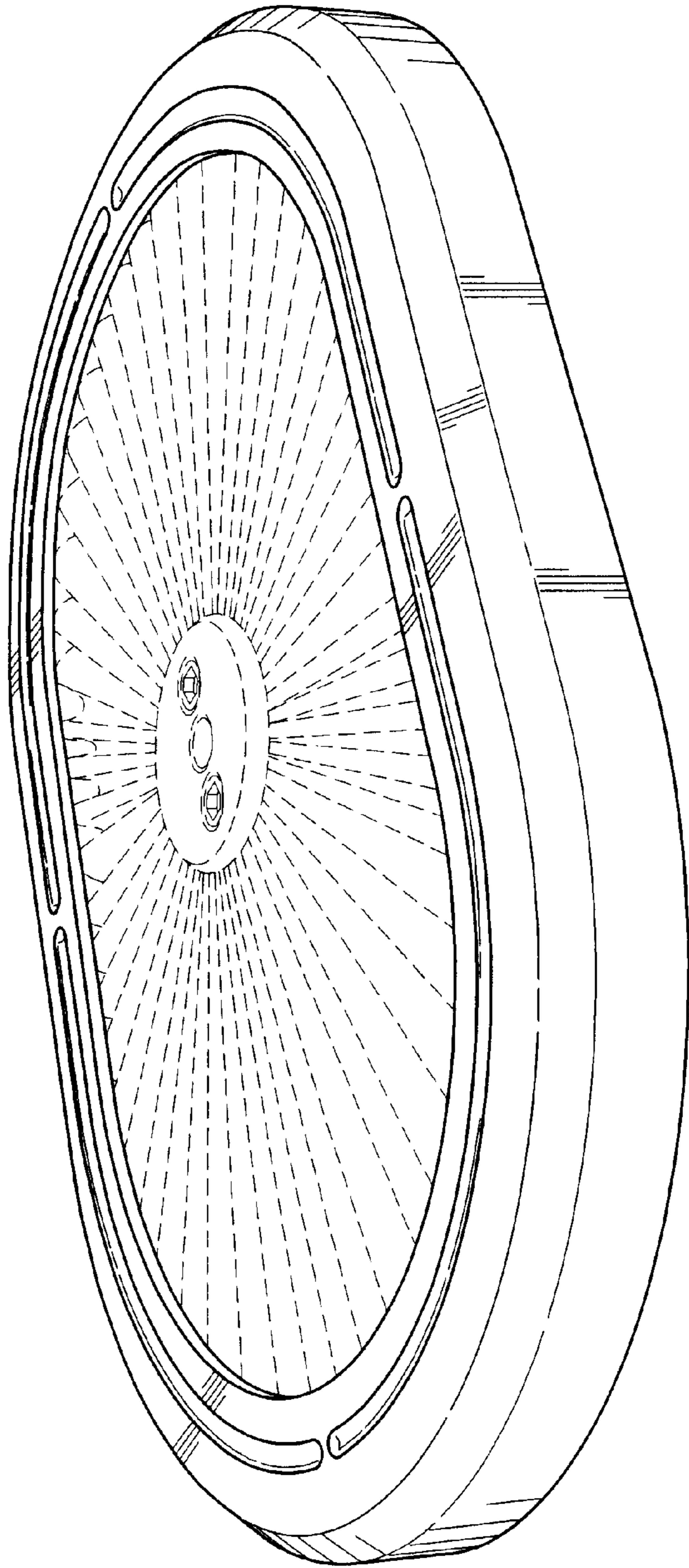


FIG. 1

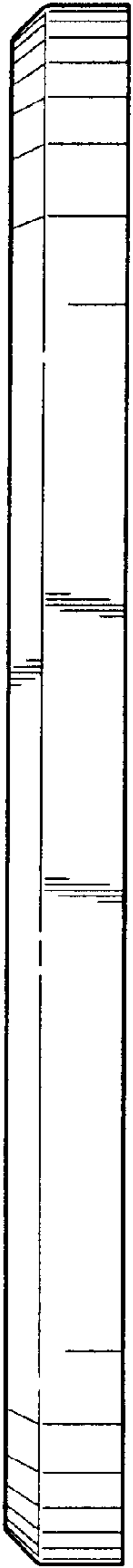


FIG. 2



FIG. 3

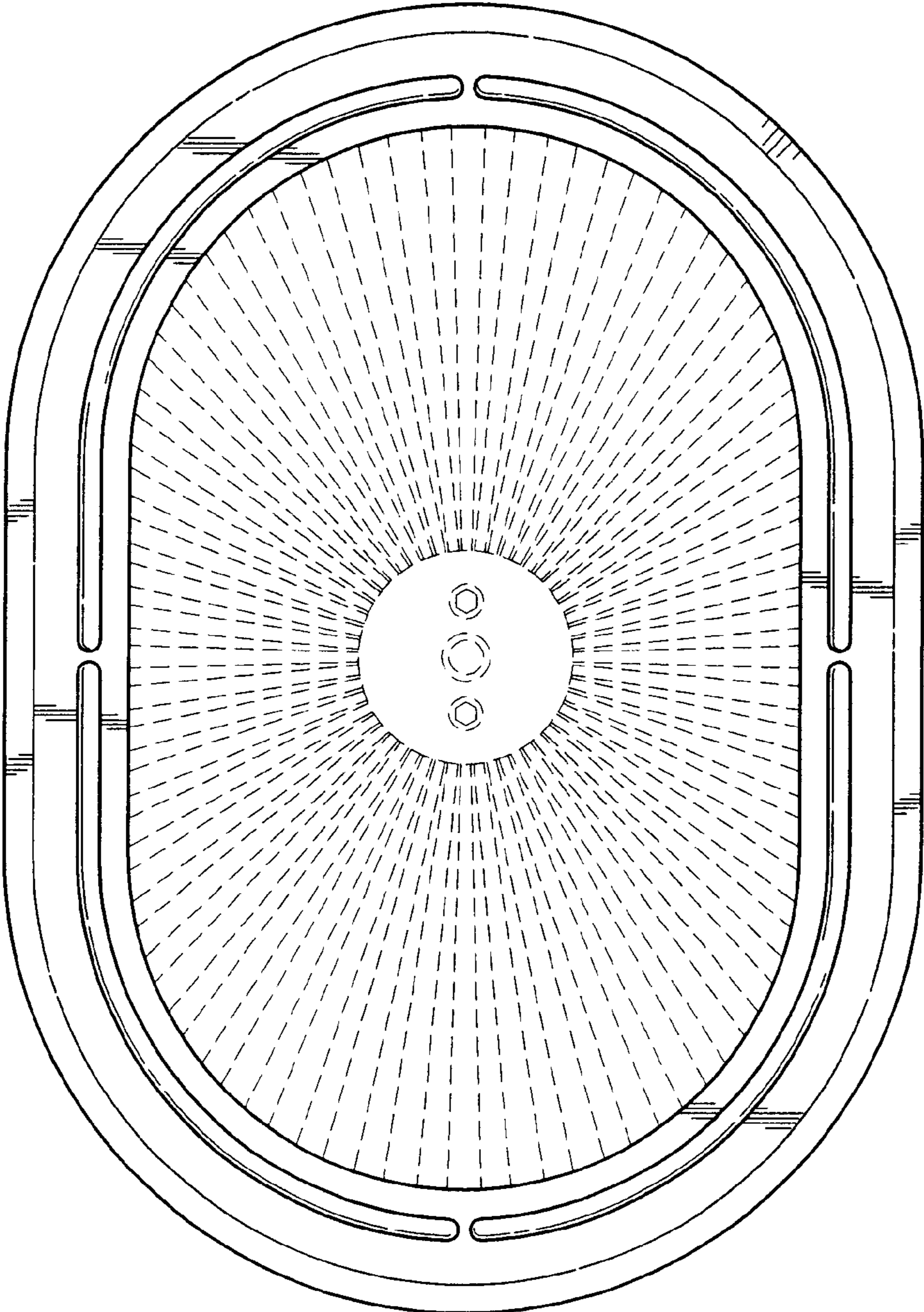


FIG. 4

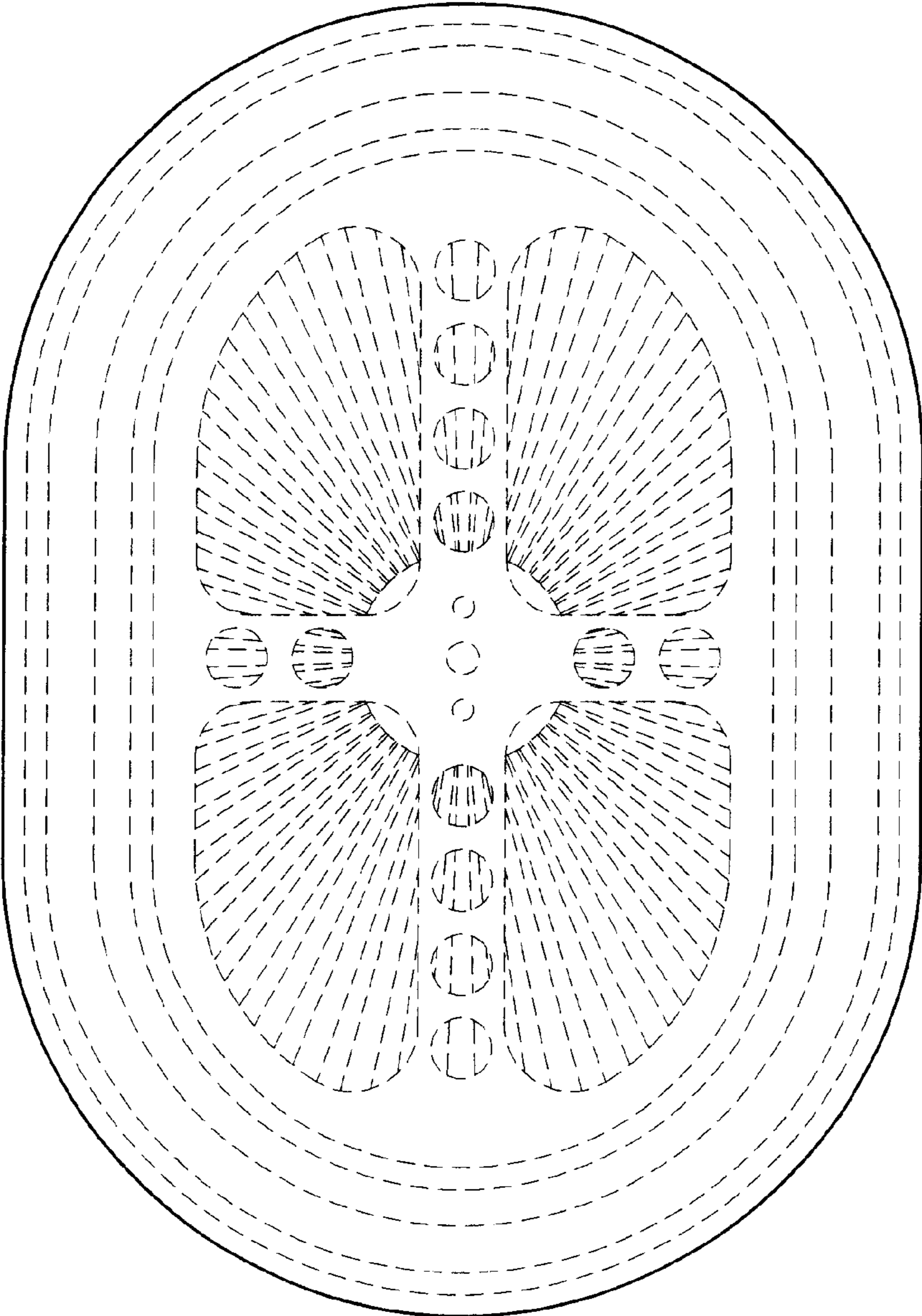


FIG. 5