



US00D535371S

(12) **United States Design Patent**
Bushee

(10) **Patent No.:** **US D535,371 S**

(45) **Date of Patent:** **** Jan. 16, 2007**

(54) **DEHUMIDIFIER**

D516,689 S * 3/2006 Salmon et al. D23/364

(75) Inventor: **Glenn Charles Bushee**, Duxbury, MA
(US)

OTHER PUBLICATIONS

Letter dated May 26, 2006 from William A. Scofield, Jr. to Edward D. Manzo.

(73) Assignee: **Elite Group, Inc.** (CA)

Ruth Holmes, Letter of Opinion Signature Verifications of Glenn C. Bushee, dated Apr. 21, 2006.

(**) Term: **14 Years**

* cited by examiner

(21) Appl. No.: **29/234,801**

Primary Examiner—Robin Webster

(22) Filed: **Jul. 22, 2005**

(74) *Attorney, Agent, or Firm*—Cook, Alex, McFarron, Manzo, Cummings & Mehler; Edward D. Manzo; Joseph R. Freund

(51) **LOC (8) Cl.** **23-04**

(52) **U.S. Cl.** **D23/359**

(58) **Field of Classification Search** D23/355,
D23/364, 365, 356, 359; 55/467, 471-2
See application file for complete search history.

(57) **CLAIM**

The ornamental design for a dehumidifier, as shown and described.

(56) **References Cited**

DESCRIPTION

U.S. PATENT DOCUMENTS

D154,605 S	7/1949	Guild et al.	
D305,795 S	1/1990	Harashima	
D308,414 S	6/1990	Makihara	
D344,580 S	2/1994	Barrault	
D366,695 S	1/1996	Berazaluce	
D388,510 S	12/1997	Rick et al.	
D402,746 S	* 12/1998	Clark et al.	D23/364
D423,658 S	4/2000	Negrao et al.	
D429,805 S	* 8/2000	Hyon	D23/359
D434,483 S	11/2000	Pinchuk	
D437,039 S	1/2001	Yamazaki et al.	
D440,644 S	* 4/2001	Potnis et al.	D23/359
D461,002 S	7/2002	Christianson	
D462,430 S	9/2002	Christianson	
D495,043 S	8/2004	Gatchell et al.	

FIG. 1 is a front perspective view of a dehumidifier according to my new design;
FIG. 2 is a front elevational view of the dehumidifier shown in FIG. 1, a rear elevational view not being shown as it is devoid of ornamentation;
FIG. 3 is a right side elevational view of the dehumidifier shown in FIG. 1, the left side elevational view being a mirror image of the right side elevational view; and,
FIG. 4 is a top plan view of the dehumidifier shown in FIG. 1, a bottom plan view not being shown as it is devoid of ornamentation.

The broken lines in FIGS. 1-3 are for illustrative purposes only and form no part of the claimed design.

1 Claim, 4 Drawing Sheets

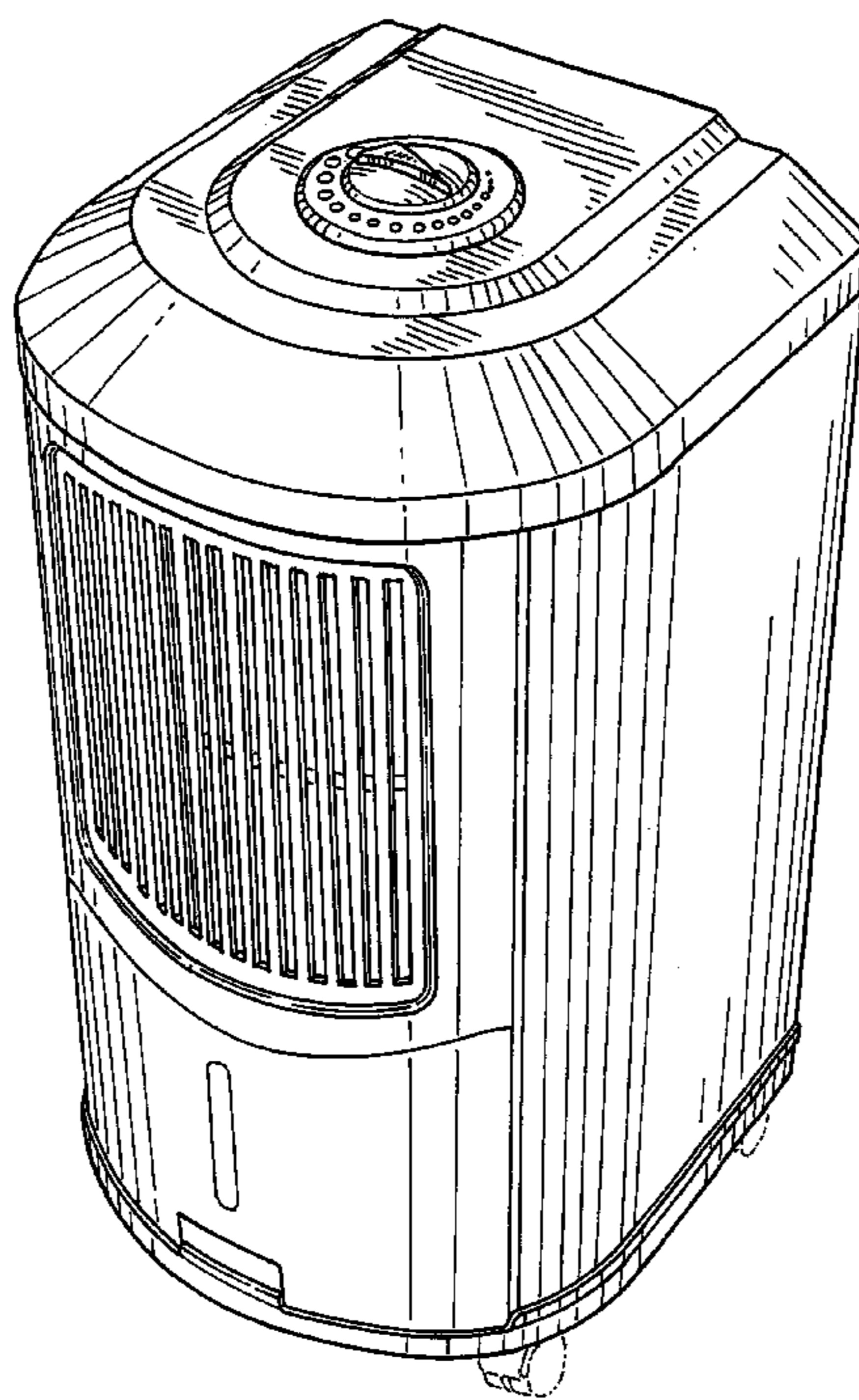


FIG. 1

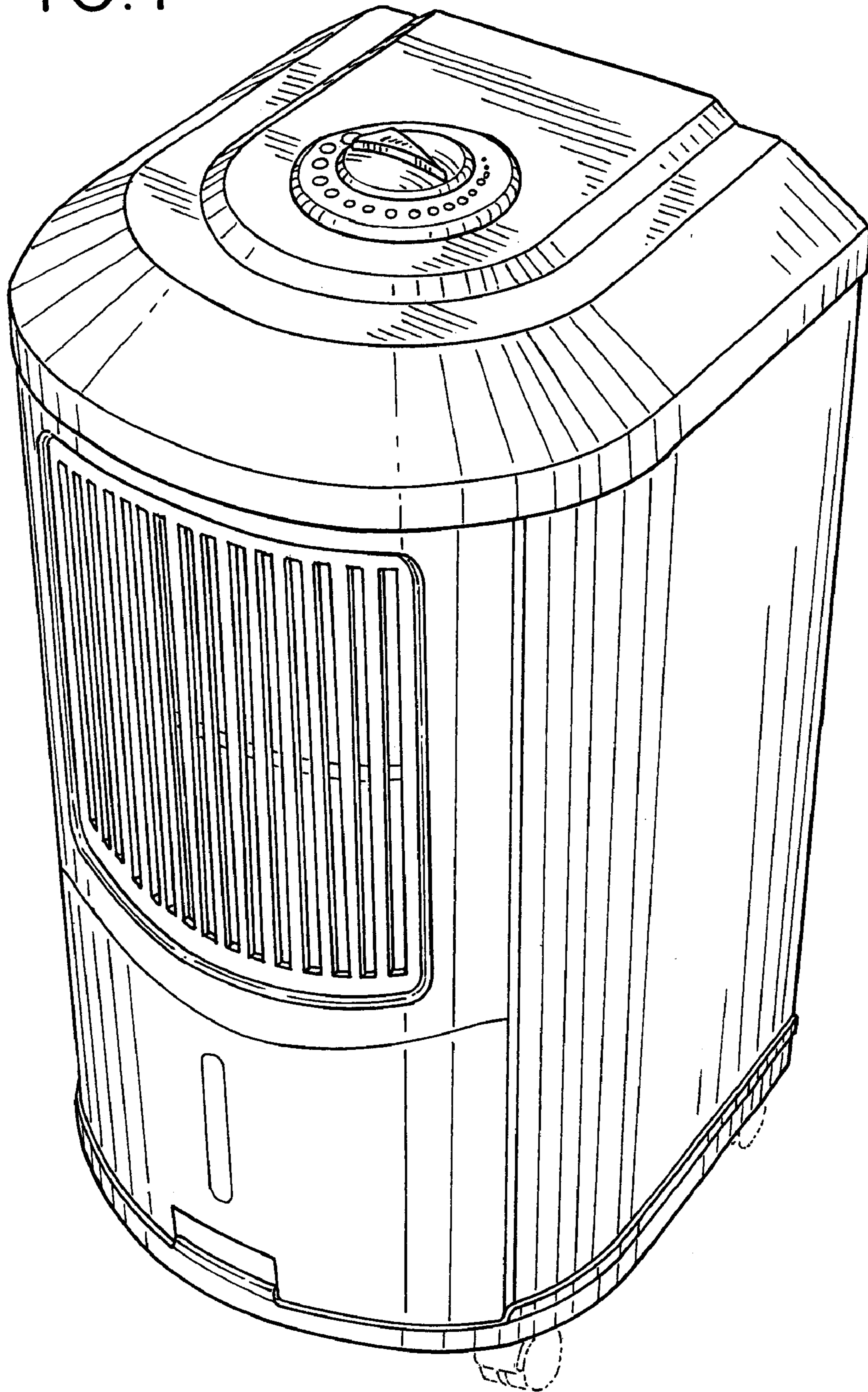


FIG. 2

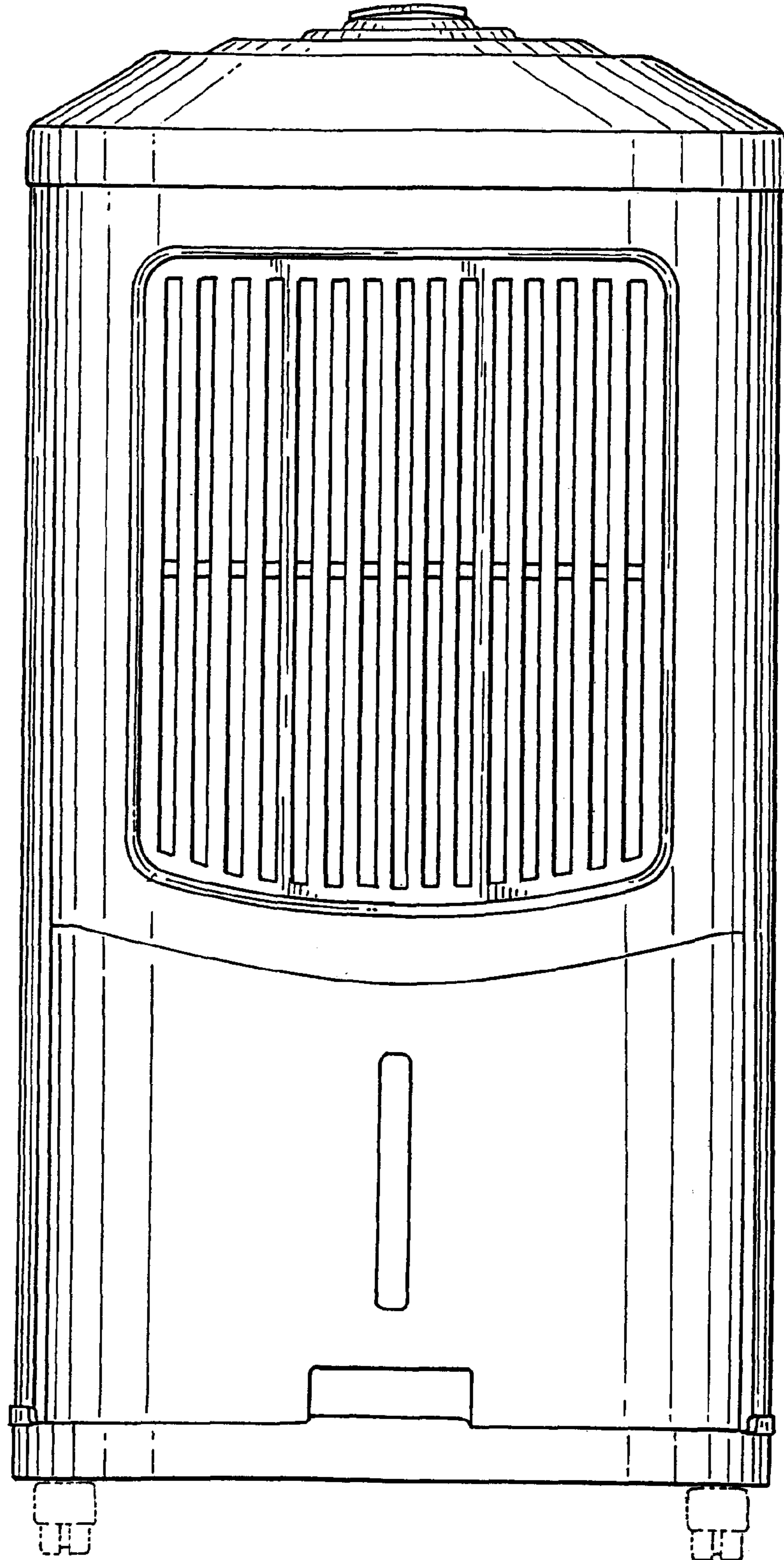


FIG. 3

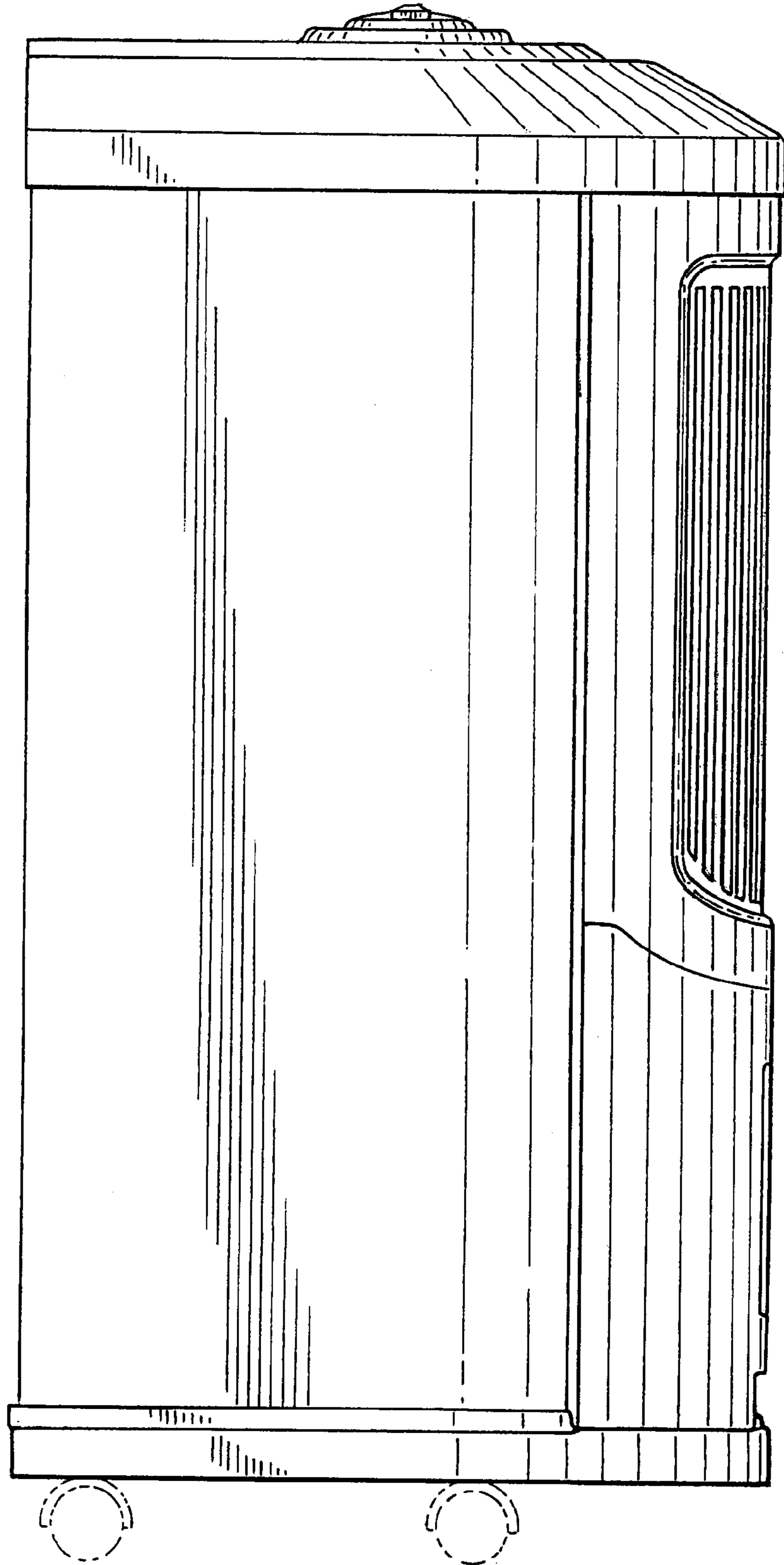


FIG. 4

