



US00D535363S

(12) **United States Design Patent**
Williams

(10) **Patent No.:** **US D535,363 S**

(45) **Date of Patent:** **** Jan. 16, 2007**

(54) **FAUCET**

(75) Inventor: **Emilie Williams**, Fishers, IN (US)

(73) Assignee: **Masco Corporation of Indiana**,
Indianapolis, IN (US)

(**) Term: **14 Years**

(21) Appl. No.: **29/258,932**

(22) Filed: **Apr. 28, 2006**

(51) **LOC (8) Cl.** **23-01**

(52) **U.S. Cl.** **D23/241; D23/242**

(58) **Field of Classification Search** **D23/238-257;**
4/675-678; 137/801

See application file for complete search history.

(56) **References Cited**

U.S. PATENT DOCUMENTS

D520,118 S * 5/2006 Fritz D23/241
D520,603 S * 5/2006 Fritz D23/241

D521,602 S * 5/2006 En-Min et al. D23/241

* cited by examiner

Primary Examiner—Louis S. Zarfaz

Assistant Examiner—Gregory Andoll

(74) *Attorney, Agent, or Firm*—Kwadio Adusei-Poku;
Lloyd D. Doigan

(57) **CLAIM**

The ornamental design for a faucet, as shown and described.

DESCRIPTION

FIG. 1 is a front perspective view of a faucet showing my new design;

FIG. 2 is a right side elevational view thereof;

FIG. 3 is a left side elevational view thereof;


FIG. 4 is a top plan view thereof;

FIG. 5 is a front elevational view thereof; and,

FIG. 6 is a rear elevational view thereof.

The broken lines in the Figures are for illustrative purposes only and form no part of the claimed design.

1 Claim, 6 Drawing Sheets






FIG. 1

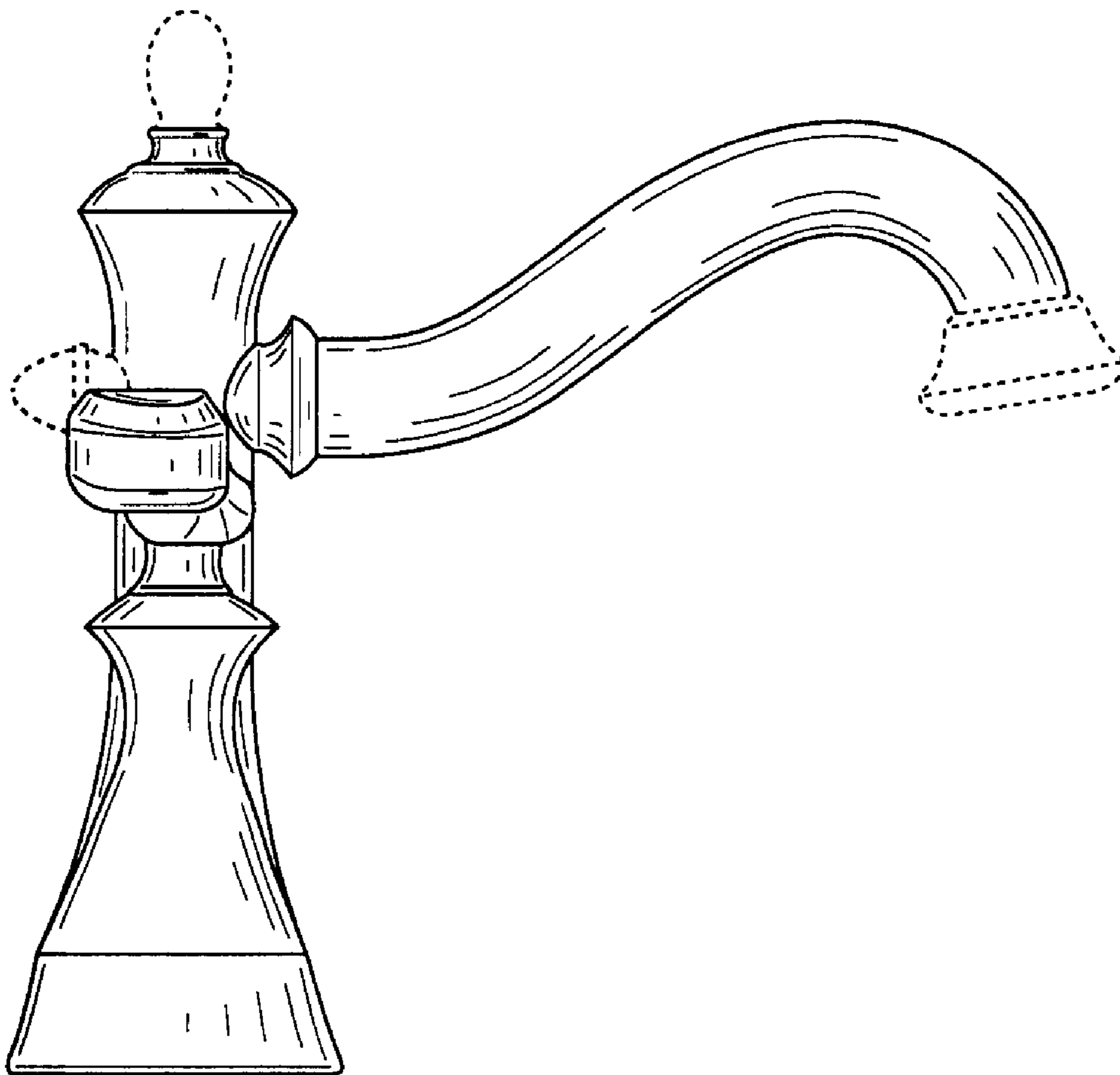


FIG. 2

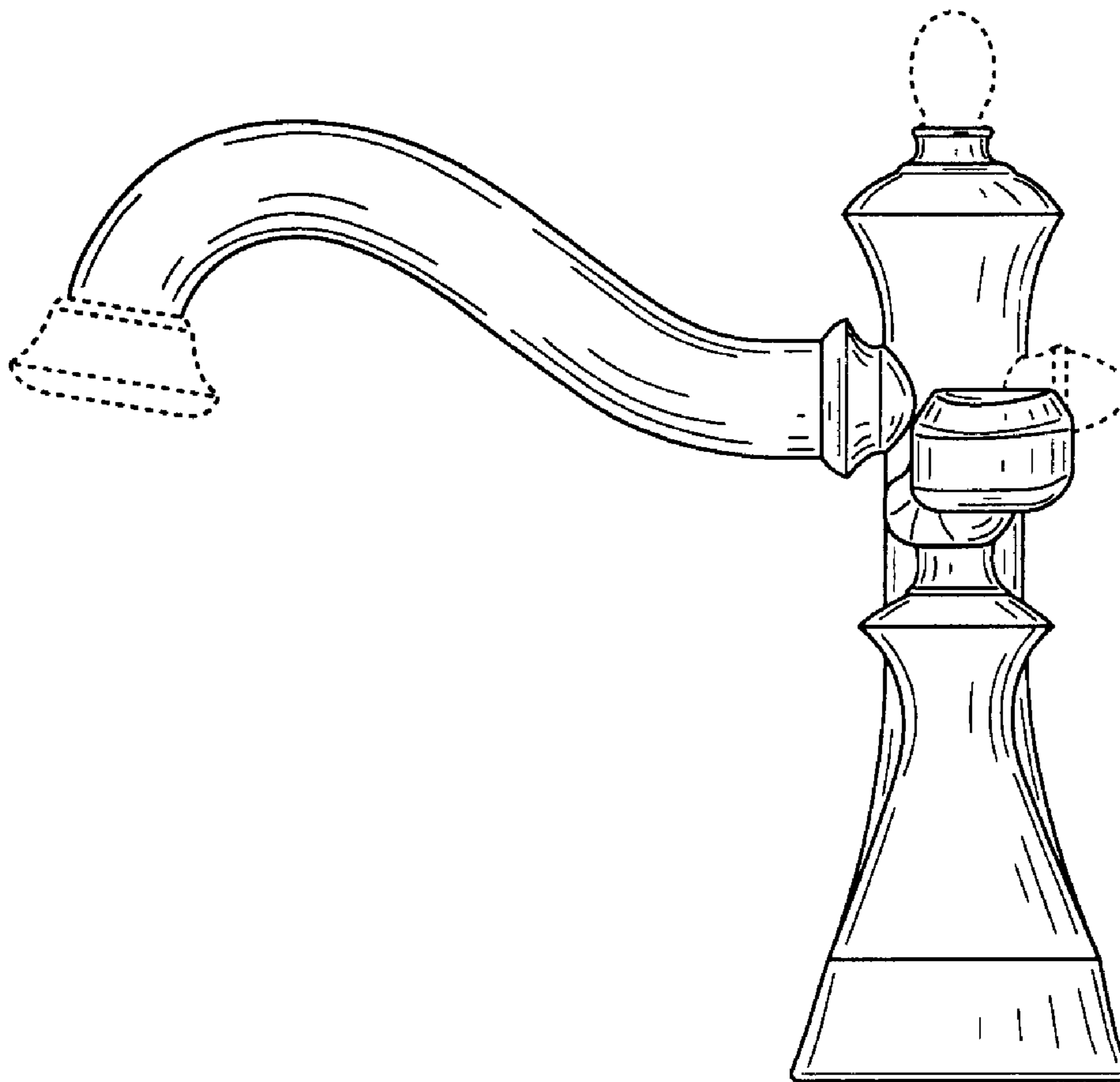


FIG. 3




FIG. 4




FIG. 5




FIG. 6