



US00D535334S

(12) **United States Design Patent**
Pitzen et al.

(10) **Patent No.:** **US D535,334 S**
(45) **Date of Patent:** **** Jan. 16, 2007**

(54) **MASKING TAPE APPLICATOR**

(75) Inventors: **James F. Pitzen**, Maplewood, MN (US); **Sigurdur Thorsteinsson**, Milan (IT); **Peter Newbould**, Milan (IT); **Mauro Porcini**, Milan (IT)

(73) Assignee: **3M Innovative Properties Company**, St. Paul, MN (US)

(**) Term: **14 Years**

(21) Appl. No.: **29/232,553**

(22) Filed: **Jun. 21, 2005**

(51) **LOC (8) Cl.** **19-02**

(52) **U.S. Cl.** **D19/69**

(58) **Field of Classification Search** D19/66-70; 156/523, 527, 540, 577; 206/411; 225/6, 225/25, 39; 242/588, 588.2, 588.3, 588.6
See application file for complete search history.

(56) **References Cited**

U.S. PATENT DOCUMENTS

| | | | | | | |
|-----------|---|---|---------|------------------|-------|--------|
| D144,392 | S | * | 4/1946 | Kruger | | D19/69 |
| 3,187,968 | A | | 6/1965 | Favre | | |
| 3,537,942 | A | | 11/1970 | Kefalos | | |
| 3,740,297 | A | | 6/1973 | Vidinsky | | |
| 3,900,362 | A | | 8/1975 | Schaffer | | |
| 4,238,271 | A | | 12/1980 | Urushizaki | | |
| 5,269,871 | A | | 12/1993 | Longworth et al. | | |
| D432,575 | S | * | 10/2000 | Van Den Berg | | D19/69 |

| | | | | | | |
|-----------|----|---|---------|---------------|-------|---------|
| 6,302,177 | B1 | | 10/2001 | Gruber | | |
| 6,510,884 | B1 | * | 1/2003 | Chan | | 156/527 |
| D475,744 | S | * | 6/2003 | De Man et al. | | D19/69 |
| 6,742,562 | B1 | | 6/2004 | Pitzen | | |
| 6,828,008 | B1 | | 12/2004 | Gruber | | |

OTHER PUBLICATIONS

Patent application entitled "Masking Tape Applicator;" U.S. Appl. No. 10/748567; Somers, Micah T., Hallee, Nathaniel R. and Pitzen, James F.; filed Dec. 30, 2003; pp. 1-22 w/ attached Figures 1-5.

* cited by examiner

Primary Examiner—Elizabeth A. Albert

(74) *Attorney, Agent, or Firm*—David B. Patchett

(57) **CLAIM**

The ornamental design for a masking tape applicator, as shown and described.

DESCRIPTION

FIG. 1 is a perspective view of a masking tape applicator showing the new design.

FIG. 2 is a side view thereof, the opposite side view thereof being a mirror image of the side view shown;

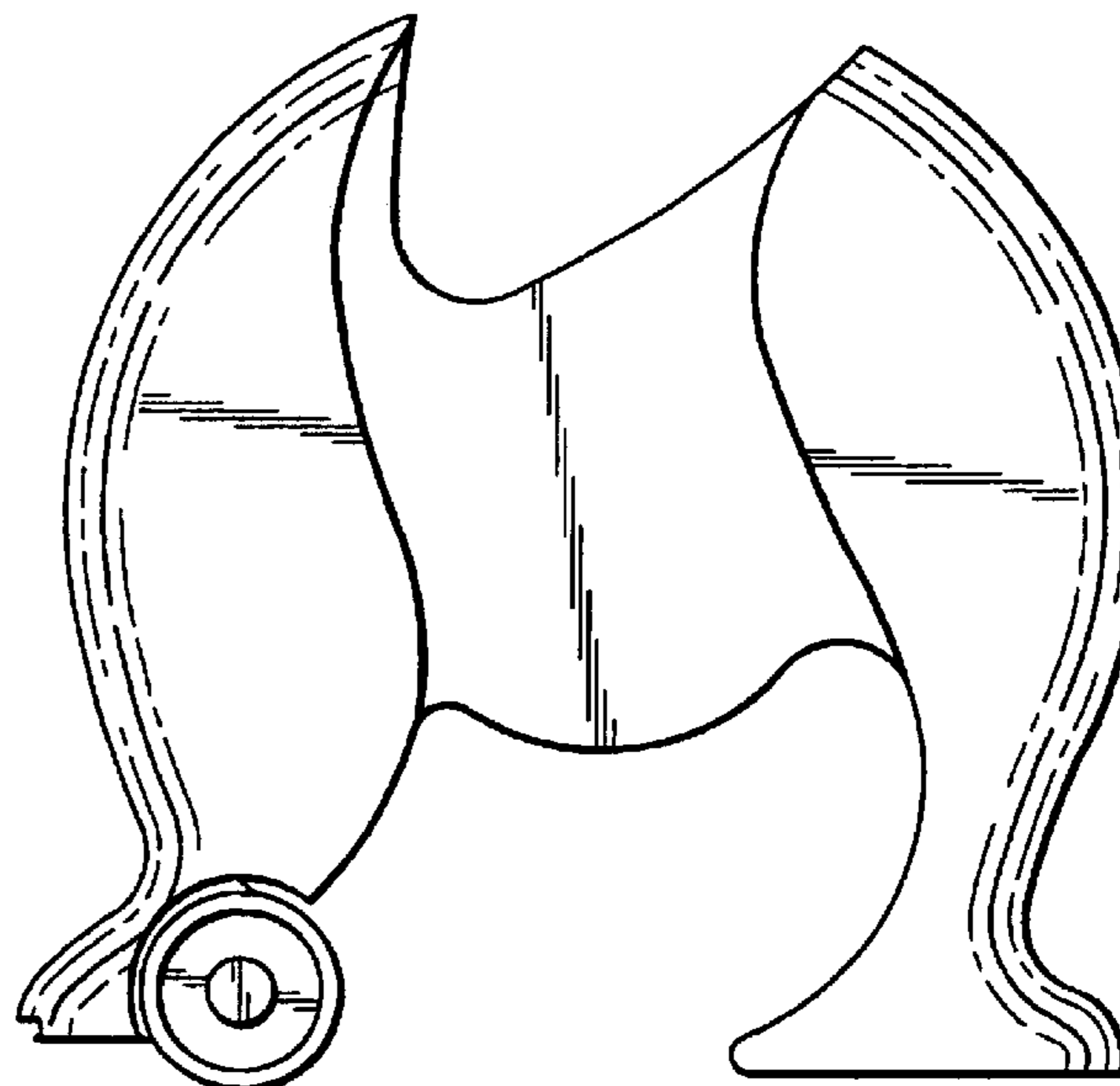
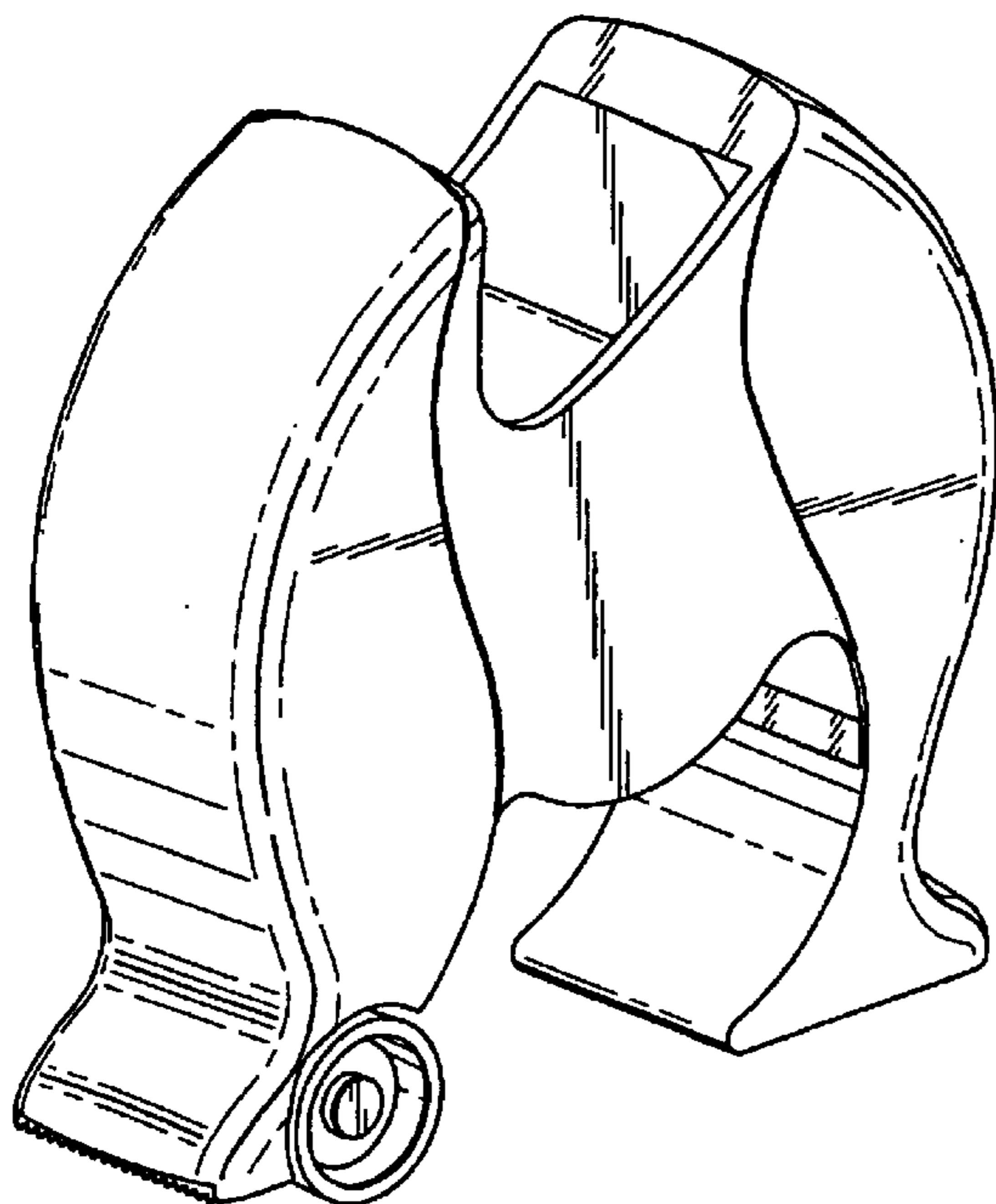
FIG. 3 is a front view thereof;

FIG. 4 is a back view thereof;

FIG. 5 is a top view thereof; and,

FIG. 6 is a bottom view thereof.

1 Claim, 2 Drawing Sheets



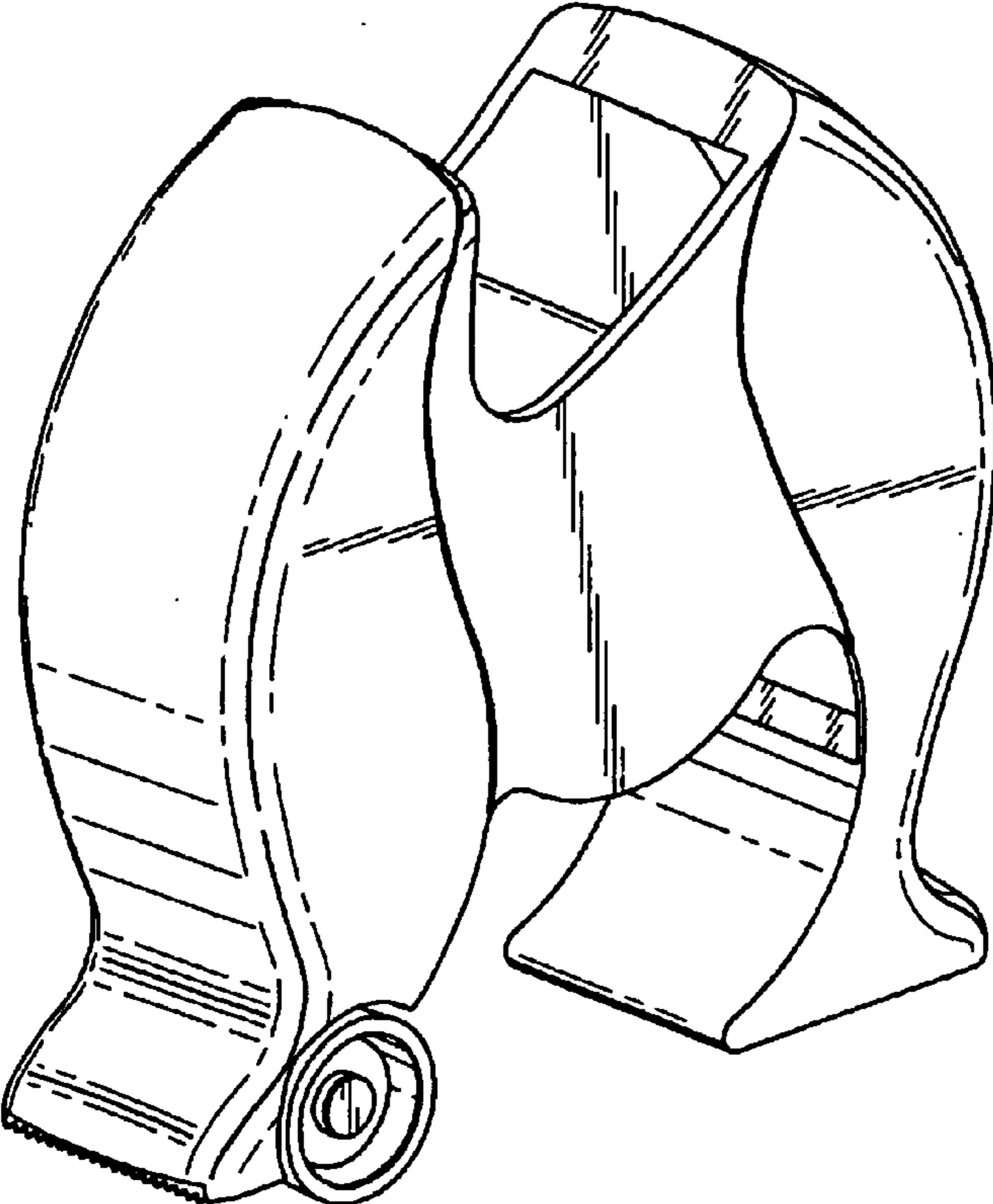


Fig. 1

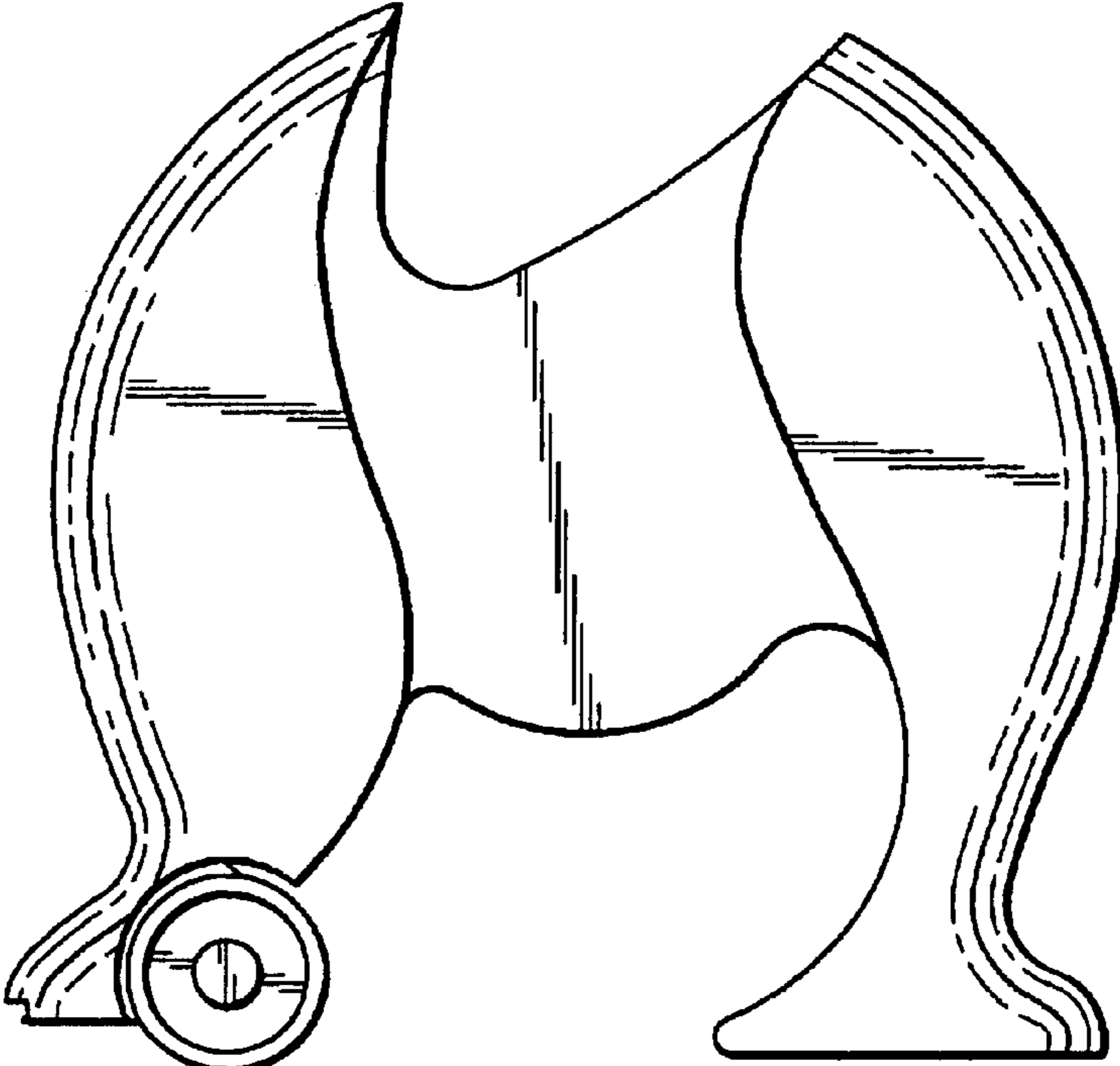


Fig. 2

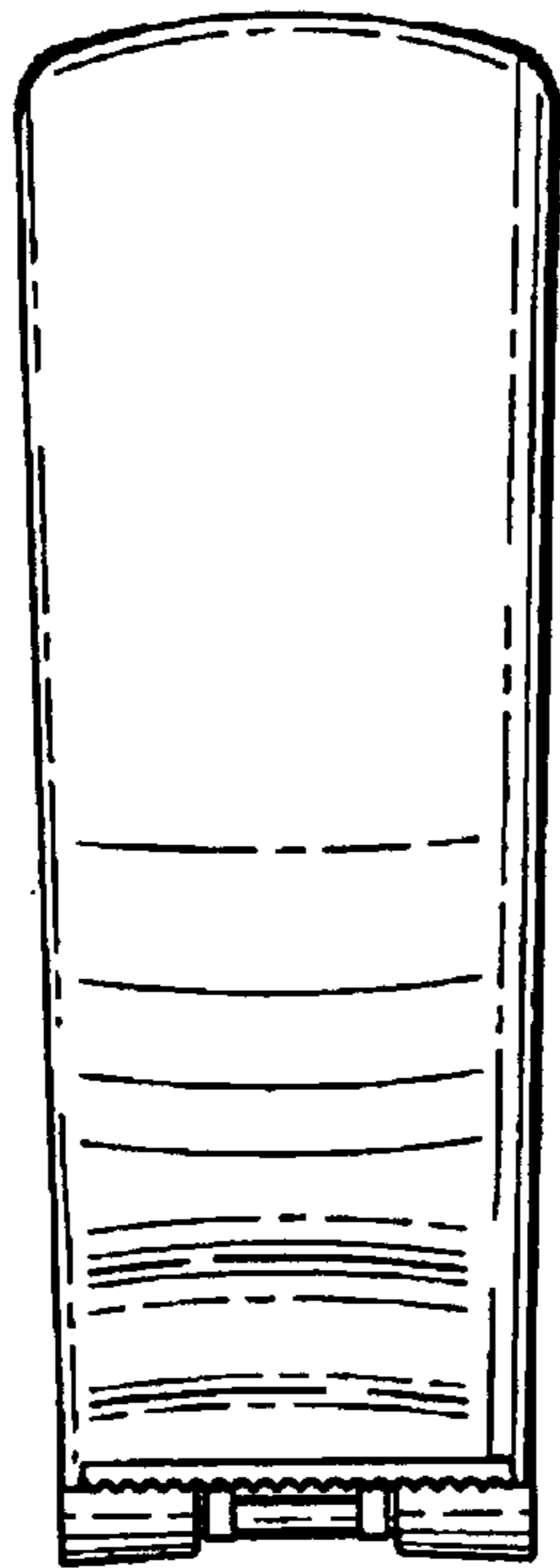


Fig. 3

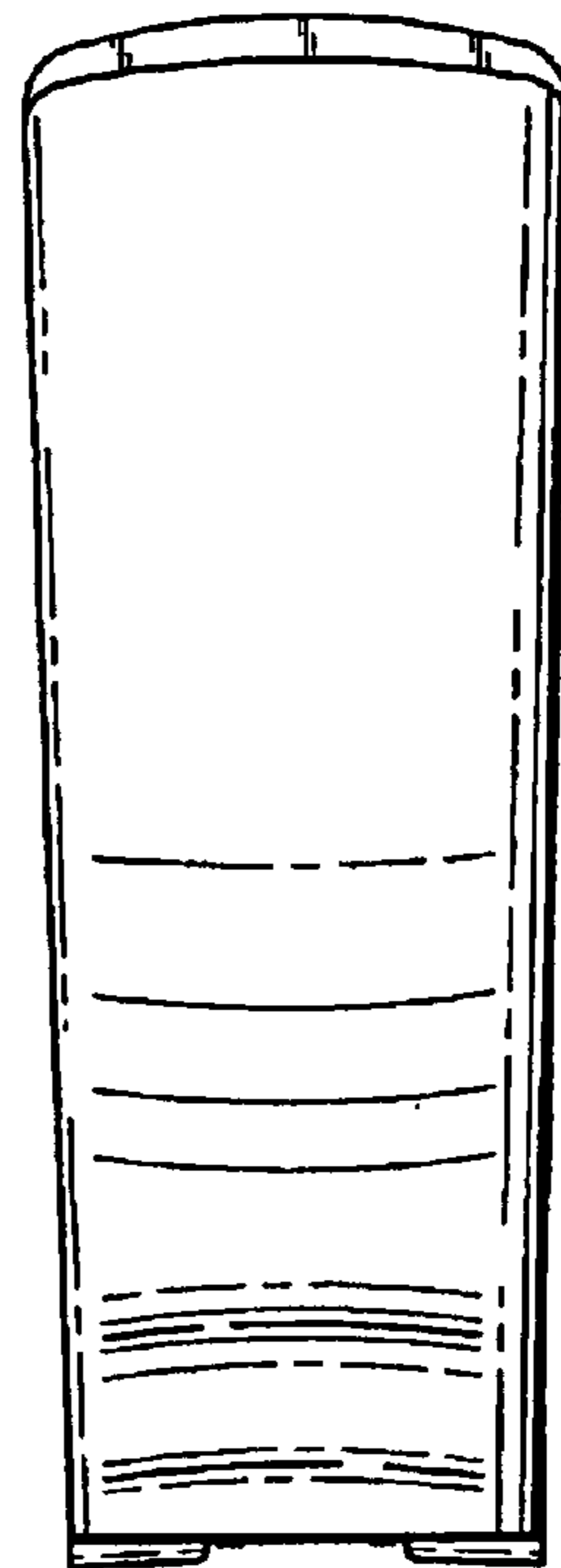


Fig. 4

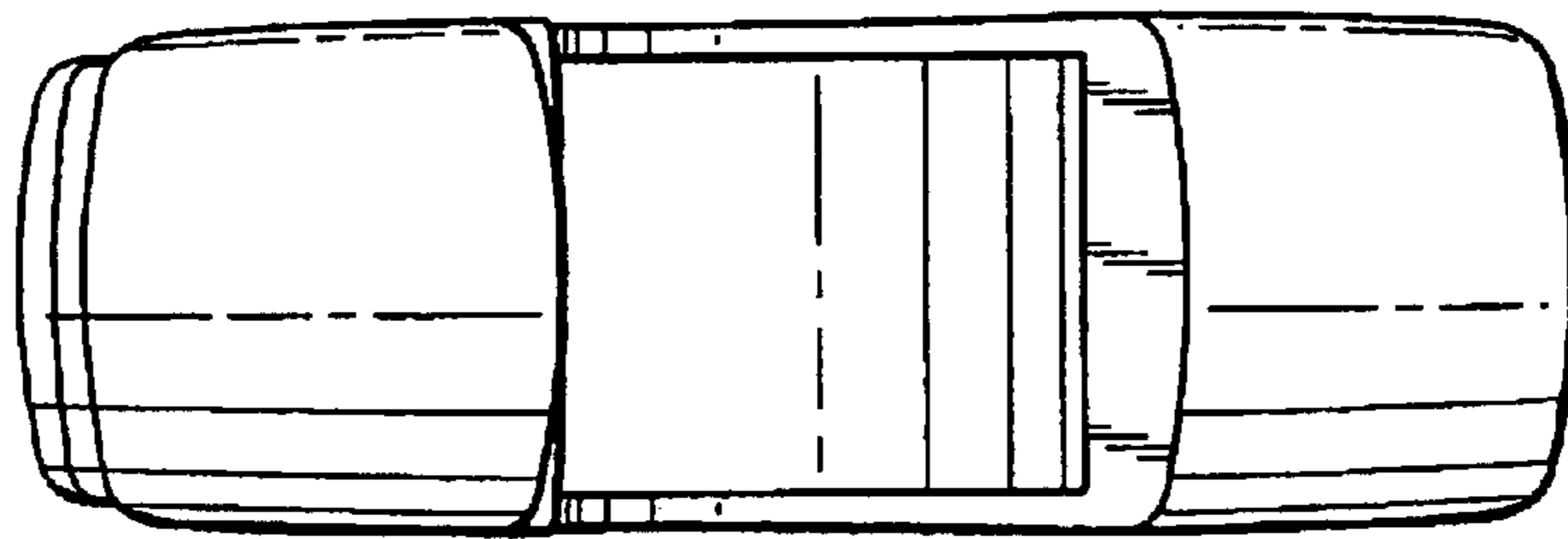


Fig. 5




Fig. 6