



US00D535331S

(12) **United States Design Patent**
Hageman et al.

(10) **Patent No.:** **US D535,331 S**

(45) **Date of Patent:** **** Jan. 16, 2007**

(54) **WRITING INSTRUMENT WITH CAP**

(75) Inventors: **Christopher Hageman**, Glastonbury, CT (US); **James T. Sener**, Glastonbury, CT (US)

(73) Assignee: **Pentel of America, Ltd.**, Torrance, CA (US)

(**) Term: **14 Years**

(21) Appl. No.: **29/224,783**

(22) Filed: **Mar. 7, 2005**

(51) **LOC (8) Cl.** **19-06**

(52) **U.S. Cl.** **D19/47**

(58) **Field of Classification Search** D19/36,
D19/37, 41-51, 54-57; 24/11 R, 11 F, 11 P;
401/52, 99, 100, 104, 105, 106, 107, 108,
401/109, 192, 195, 243-247

See application file for complete search history.

(56) **References Cited**

U.S. PATENT DOCUMENTS

903,431 A	*	11/1908	Arnold	30/113
D373,383 S	*	9/1996	Izushima	D19/57
D387,803 S	*	12/1997	Izushima	D19/57
D391,294 S	*	2/1998	Izushima	D19/57

D409,658 S	*	5/1999	Chevalier et al.	D19/51
D417,699 S	*	12/1999	Izushima	D19/48
D436,996 S	*	1/2001	Izushima	D19/47
D472,574 S	*	4/2003	Andrews et al.	D19/43
D480,757 S	*	10/2003	Kennedy	D19/54
D486,182 S	*	2/2004	Sener et al.	D19/55
D486,857 S	*	2/2004	Sener et al.	D19/51
D504,187 S	*	4/2005	Man	D26/37
D520,059 S	*	5/2006	Shibata	D19/47

* cited by examiner

Primary Examiner—Elizabeth A. Albert

(74) *Attorney, Agent, or Firm*—Adams & Wilks

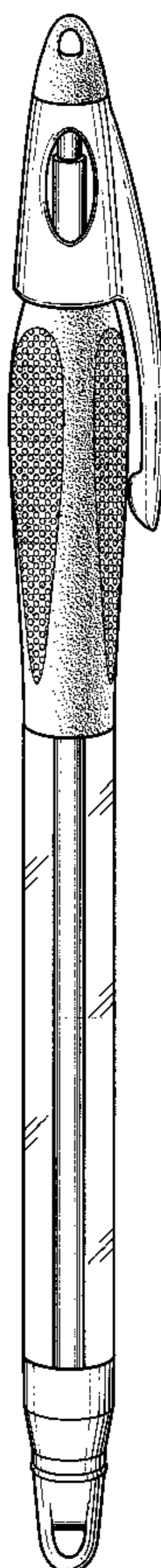
(57) **CLAIM**

The ornamental design for a writing instrument with cap, as shown and described.

DESCRIPTION

FIG. 1 is a front, right perspective view of a writing instrument with cap showing our new design; FIG. 2 is a front elevational view thereof; FIG. 3 is a right side elevational view thereof; FIG. 4 is a rear elevational view thereof; FIG. 5 is a left side elevational view thereof; FIG. 6 is a top plan view thereof; and, FIG. 7 is a bottom plan view thereof.

1 Claim, 4 Drawing Sheets



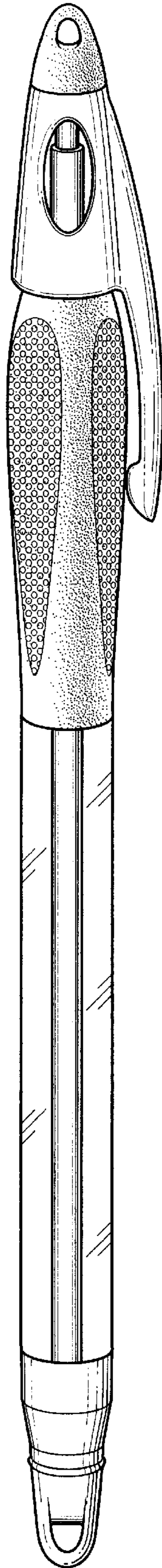


FIG. 1

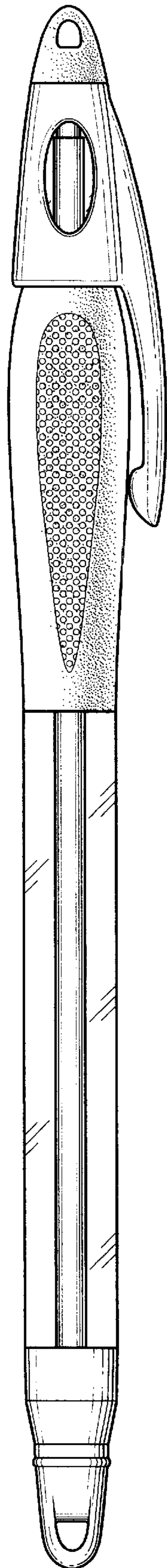


FIG. 2

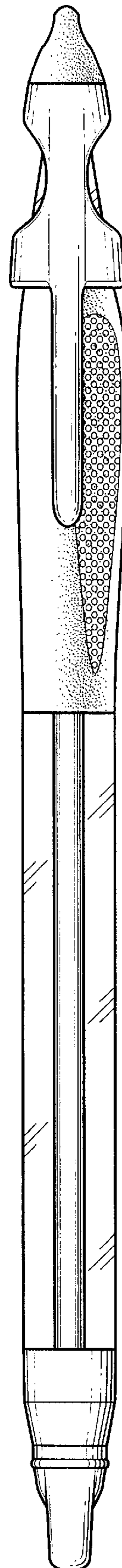


FIG. 3

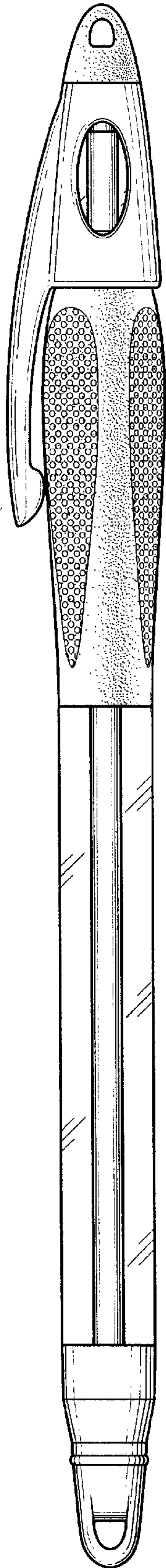


FIG. 4

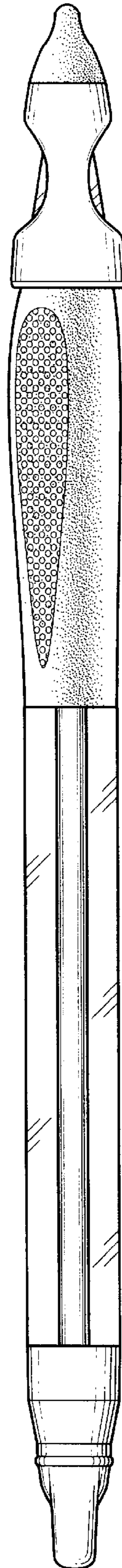


FIG. 5

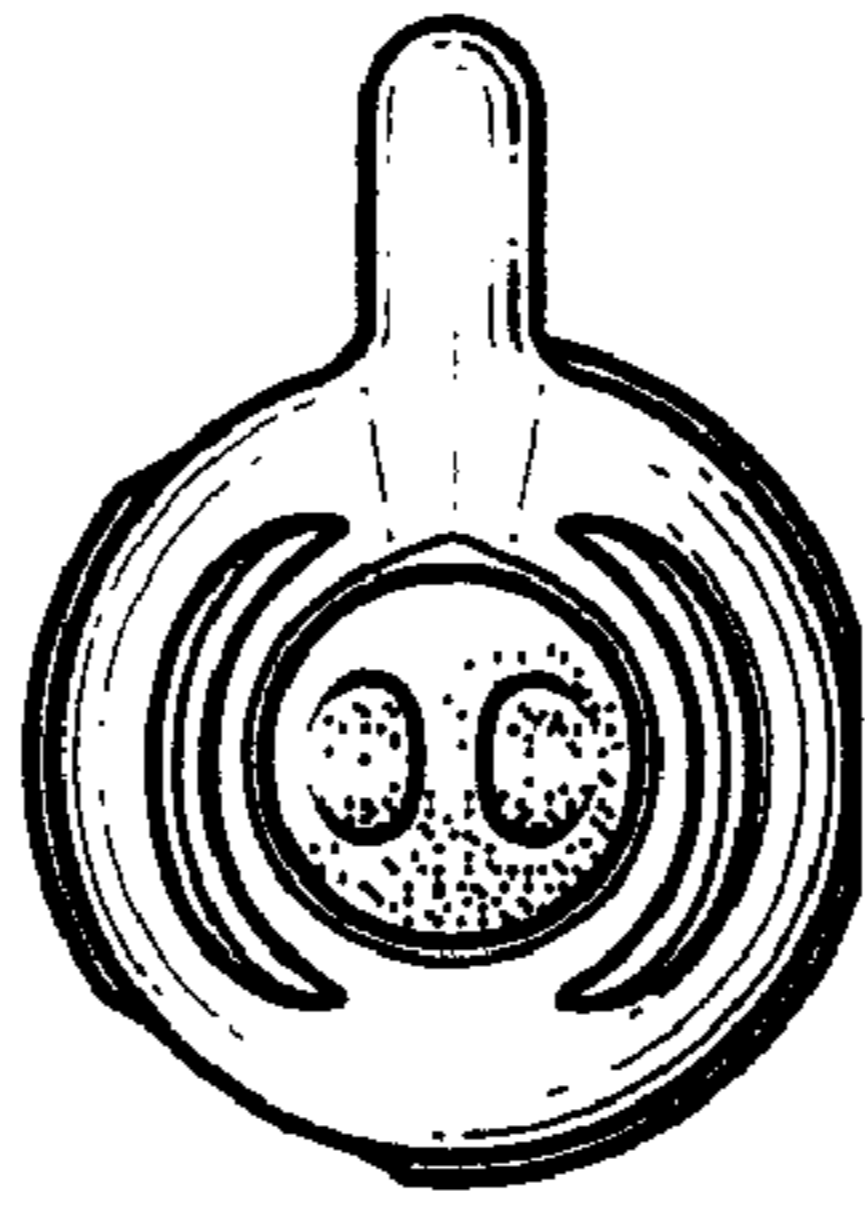


FIG. 6

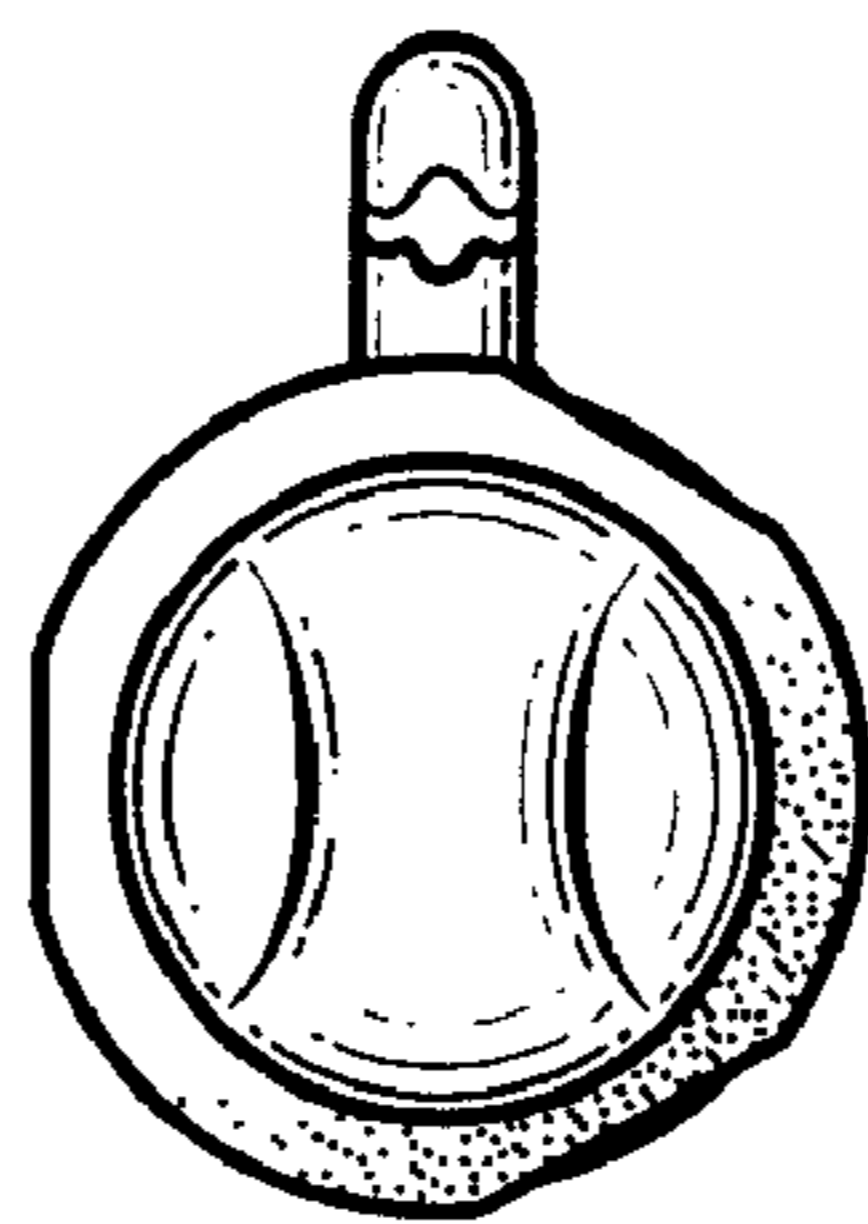


FIG. 7