



US00D535330S

(12) **United States Design Patent**  
**Hung**

(10) **Patent No.:** **US D535,330 S**

(45) **Date of Patent:** **\*\* Jan. 16, 2007**

(54) **MARKER**

(75) Inventor: **Peter M. H. Hung**, Hong Kong (HK)

(73) Assignee: **Fulon Development Limited**, Hong Kong (HK)

(\*\*) Term: **14 Years**

(21) Appl. No.: **29/228,740**

(22) Filed: **Apr. 28, 2005**

(51) **LOC (8) Cl.** ..... **19-06**

(52) **U.S. Cl.** ..... **D19/43**

(58) **Field of Classification Search** ..... D19/36,  
D19/37, 41-51, 54-57; 24/11 R, 11 F, 11 P;  
401/52, 99, 100, 104, 105, 106, 107, 108,  
401/109, 192, 195, 243-247

See application file for complete search history.

(56) **References Cited**

**U.S. PATENT DOCUMENTS**

- 2,983,946 A \* 5/1961 Edelstone et al. .... 401/4
- D198,953 S \* 8/1964 Quintal ..... D9/453
- D201,412 S \* 6/1965 Groft ..... D19/43
- D205,330 S \* 7/1966 Capezzuto ..... D19/43

D286,163 S \* 10/1986 Shintani ..... D19/43

D301,252 S \* 5/1989 Ohashi et al. .... D19/43

6,435,752 B1 \* 8/2002 Chang ..... 401/242

D469,469 S \* 1/2003 Schminke et al. .... D19/69

D497,949 S \* 11/2004 Furlong et al. .... D19/43

D504,151 S \* 4/2005 Furlong ..... D19/43

\* cited by examiner

*Primary Examiner*—Elizabeth A. Albert

(74) *Attorney, Agent, or Firm*—Rabin & Berdo, P.C.

(57) **CLAIM**

The ornamental design for a marker, as shown and described.

**DESCRIPTION**

FIG. 1 is a perspective view of a marker showing my new design;

FIG. 2 is a front view thereof;

FIG. 3 is a rear view thereof;

FIG. 4 is a left side view thereof;

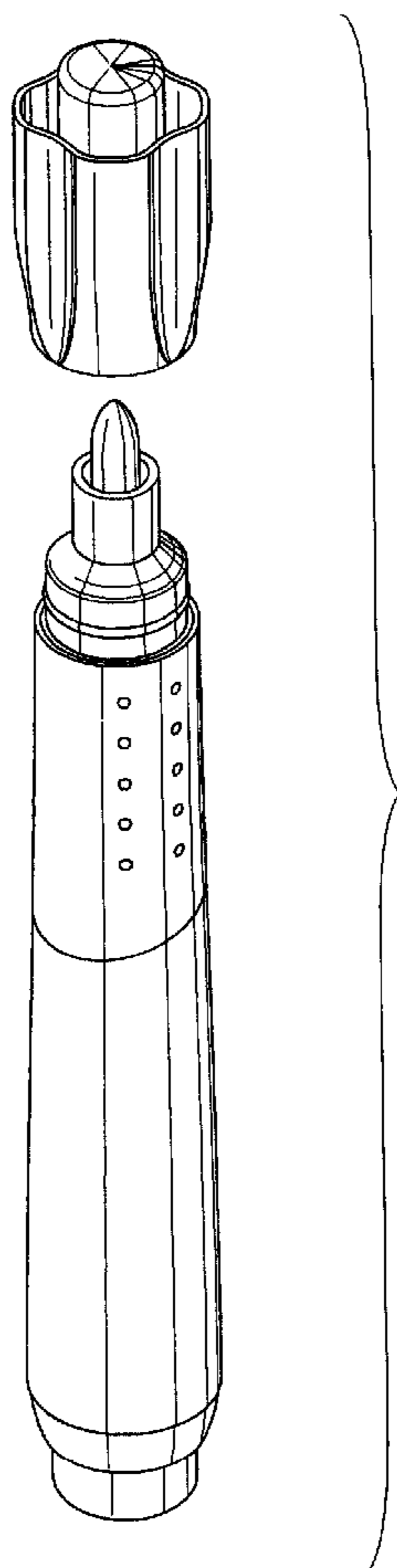
FIG. 5 is a right side view thereof;

FIG. 6 is a top end view thereof;

FIG. 7 is a bottom end view thereof; and,

FIG. 8 is an exploded perspective view thereof.

**1 Claim, 3 Drawing Sheets**



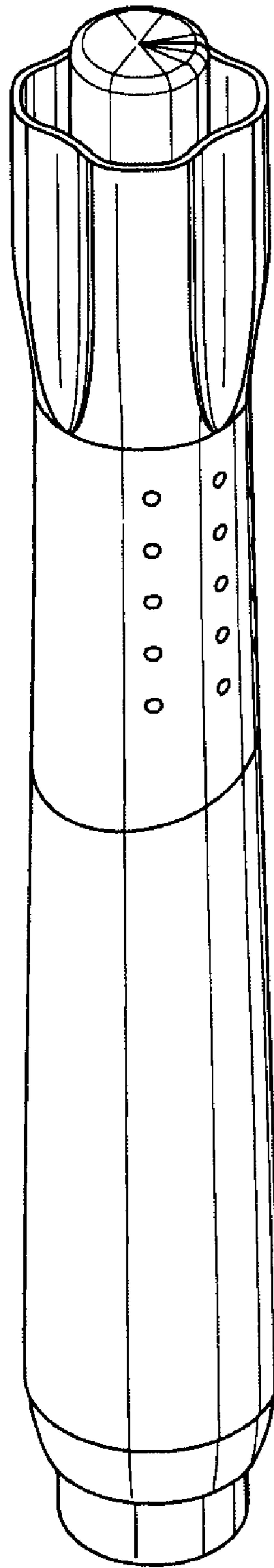


FIG. 1

FIG. 6




FIG. 7

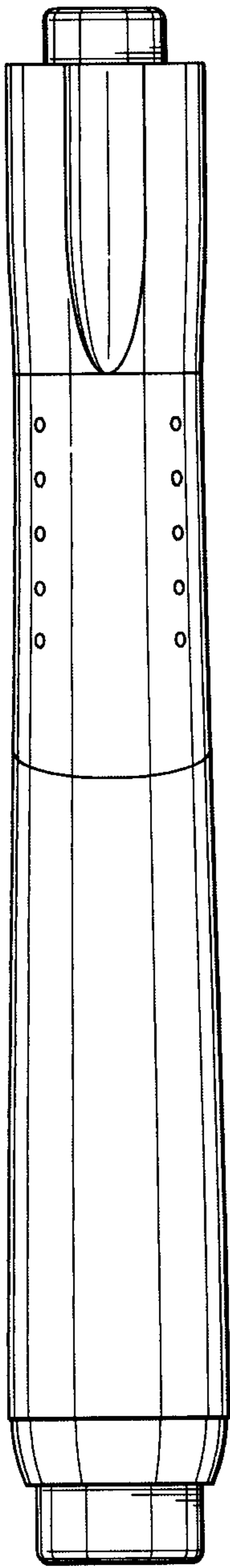
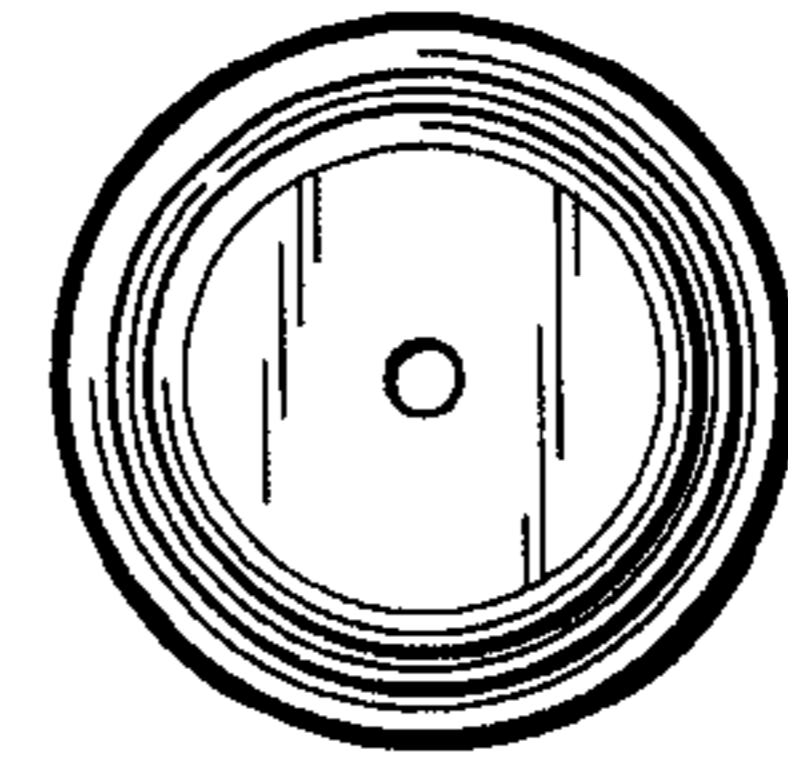


FIG. 4

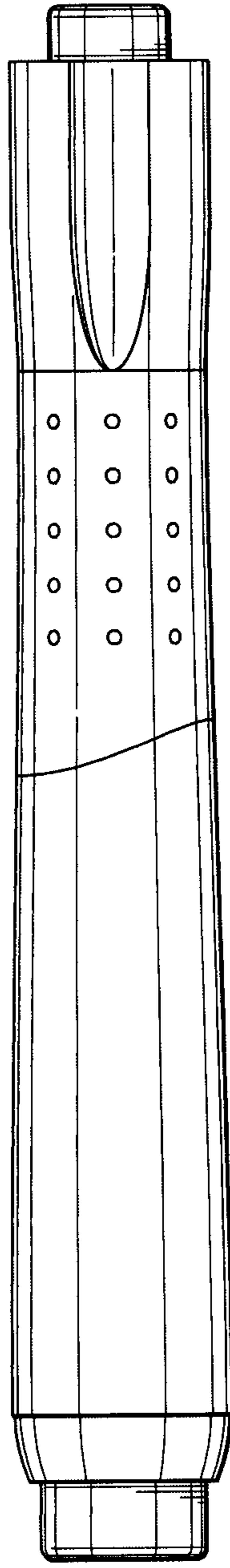


FIG. 2

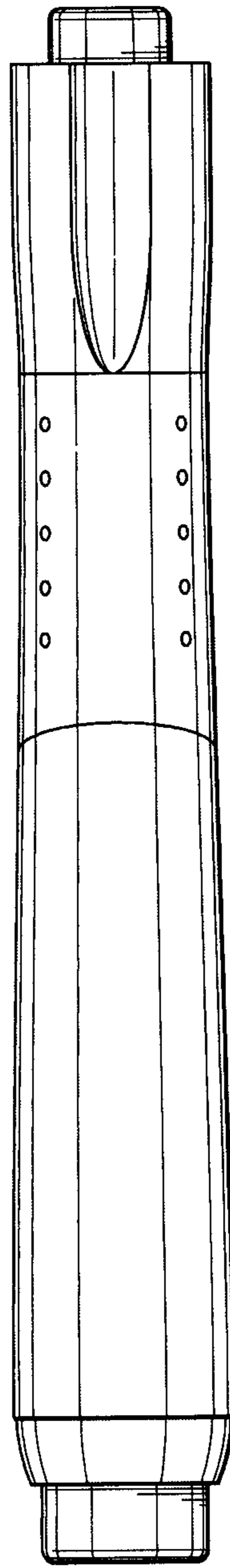


FIG. 5

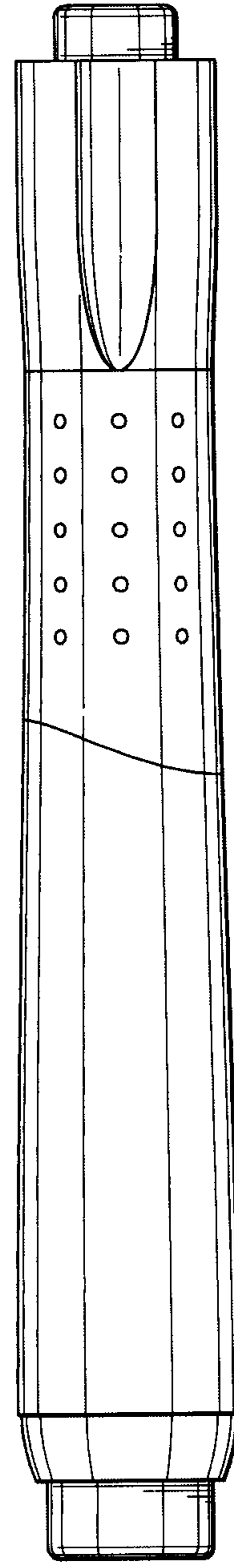


FIG. 3

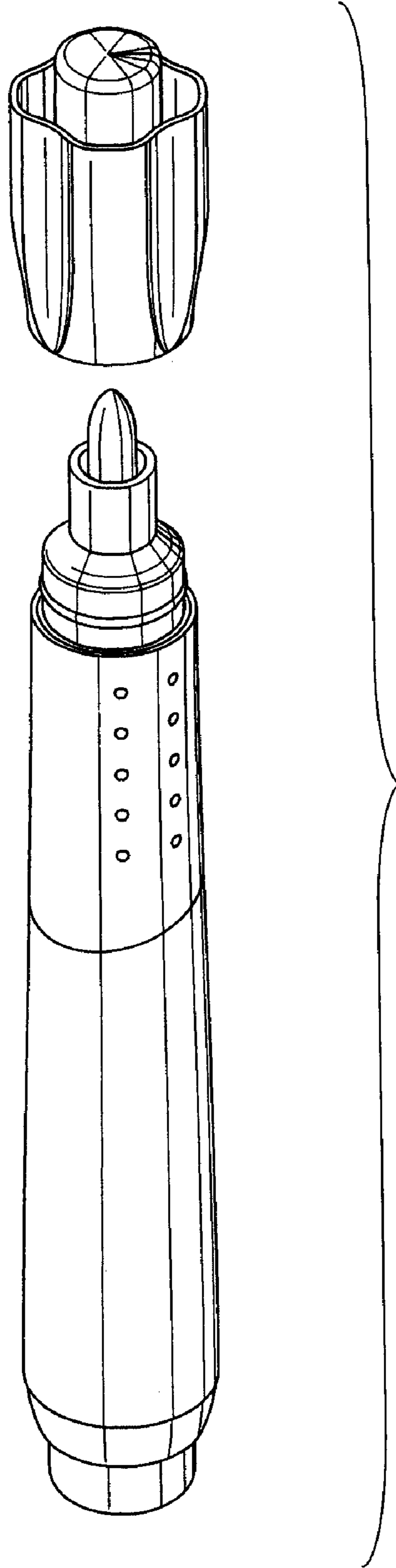


FIG. 8