



US00D535326S

(12) **United States Design Patent**  
**Chang**

(10) **Patent No.:** **US D535,326 S**

(45) **Date of Patent:** **\*\* Jan. 16, 2007**

(54) **CARTRIDGE**

(75) **Inventor:** **Cheng-Min Chang, Hsin-Chu (TW)**

(73) **Assignee:** **Microjet Technology Co., Ltd. (TW)**

(\*\*) **Term:** **14 Years**

(21) **Appl. No.:** **29/226,049**

(22) **Filed:** **Mar. 24, 2005**

(51) **LOC (8) Cl.** ..... **18-02**

(52) **U.S. Cl.** ..... **D18/56; 347/86**

(58) **Field of Classification Search** ..... **D18/12,**  
**D18/43, 56; 347/86-87; 399/110**  
See application file for complete search history.

(56) **References Cited**

**U.S. PATENT DOCUMENTS**

|                |         |                        |        |
|----------------|---------|------------------------|--------|
| D314,209 S *   | 1/1991  | McClelland et al. .... | D18/56 |
| 5,408,256 A *  | 4/1995  | Keen et al. ....       | 347/87 |
| 5,526,030 A *  | 6/1996  | Baldwin et al. ....    | 347/87 |
| D375,523 S *   | 11/1996 | Murray ....            | D18/56 |
| 5,572,245 A *  | 11/1996 | Cowger ....            | 347/87 |
| D379,637 S *   | 6/1997  | Akahane et al. ....    | D18/56 |
| 5,984,465 A *  | 11/1999 | Yun ....               | 347/87 |
| 6,227,663 B1 * | 5/2001  | Santhanam et al. ....  | 347/87 |
| 6,290,346 B1 * | 9/2001  | Santhanam et al. ....  | 347/86 |

|                   |         |                       |        |
|-------------------|---------|-----------------------|--------|
| D462,384 S *      | 9/2002  | Sasaki et al. ....    | D18/56 |
| D466,928 S *      | 12/2002 | Boyd et al. ....      | D18/56 |
| 6,568,793 B1 *    | 5/2003  | Santhanam et al. .... | 347/50 |
| 6,652,072 B1 *    | 11/2003 | Browning et al. ....  | 347/50 |
| D501,504 S *      | 2/2005  | Yamada et al. ....    | D18/56 |
| 2004/0189758 A1 * | 9/2004  | Alexia et al. ....    | 347/87 |
| 2005/0093942 A1 * | 5/2005  | Kawamura et al. ....  | 347/86 |
| 2005/0128262 A1 * | 6/2005  | Studer et al. ....    | 347/86 |

\* cited by examiner

*Primary Examiner*—Cathy Anne MacCormac

(74) *Attorney, Agent, or Firm*—Bacon & Thomas PLLC

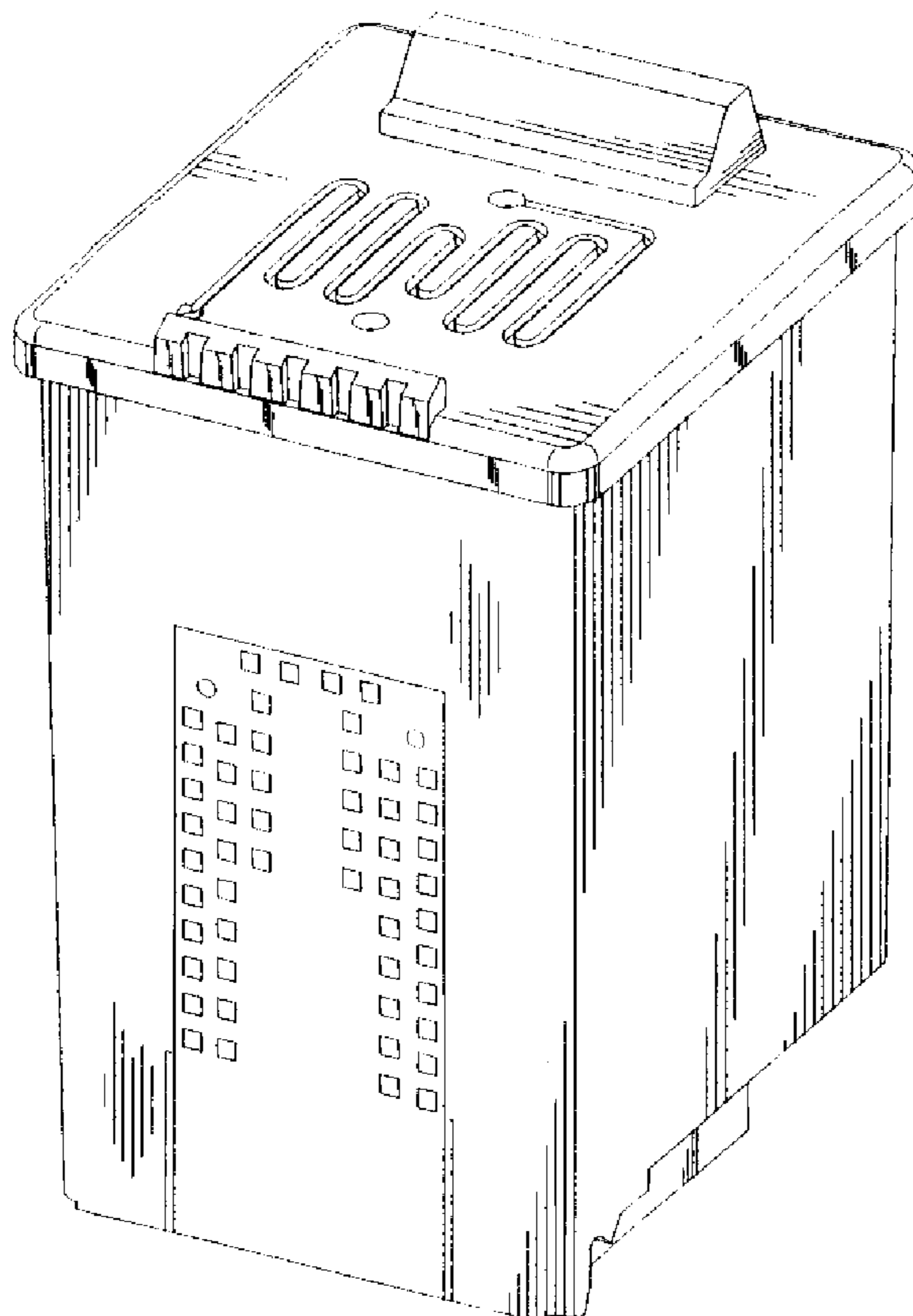
(57) **CLAIM**

The ornamental design for a cartridge, as shown and described.

**DESCRIPTION**

FIG. 1 is a perspective view showing a cartridge of the present design;  
FIG. 2 is a right side view thereof;  
FIG. 3 is a rear elevational view thereof;  
FIG. 4 is a top plan view thereof;  
FIG. 5 is a front elevational view thereof;  
FIG. 6 is a left side view thereof; and,  
FIG. 7 is a bottom plan view thereof.

**1 Claim, 7 Drawing Sheets**



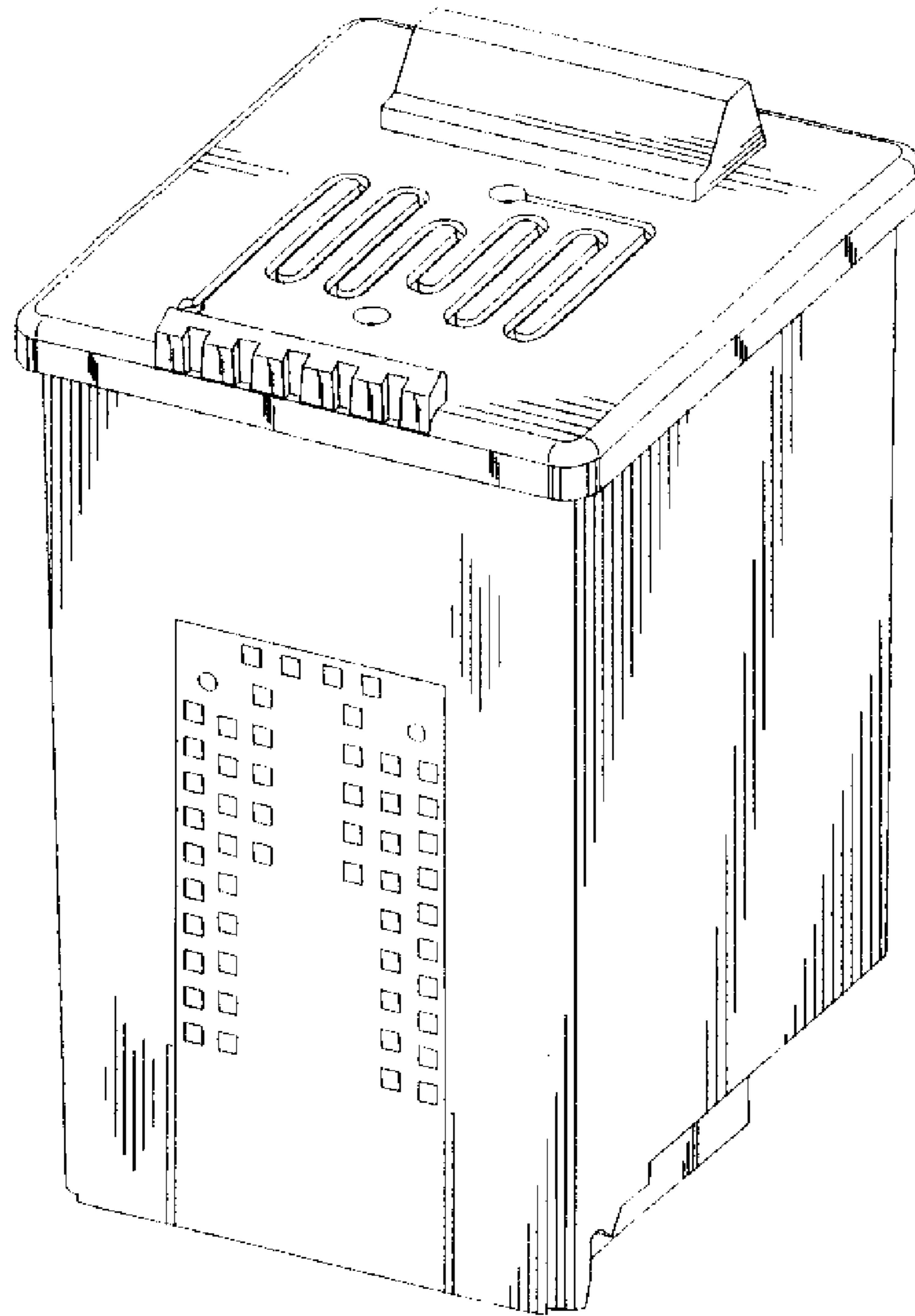


FIG. 1




FIG. 2




FIG. 3

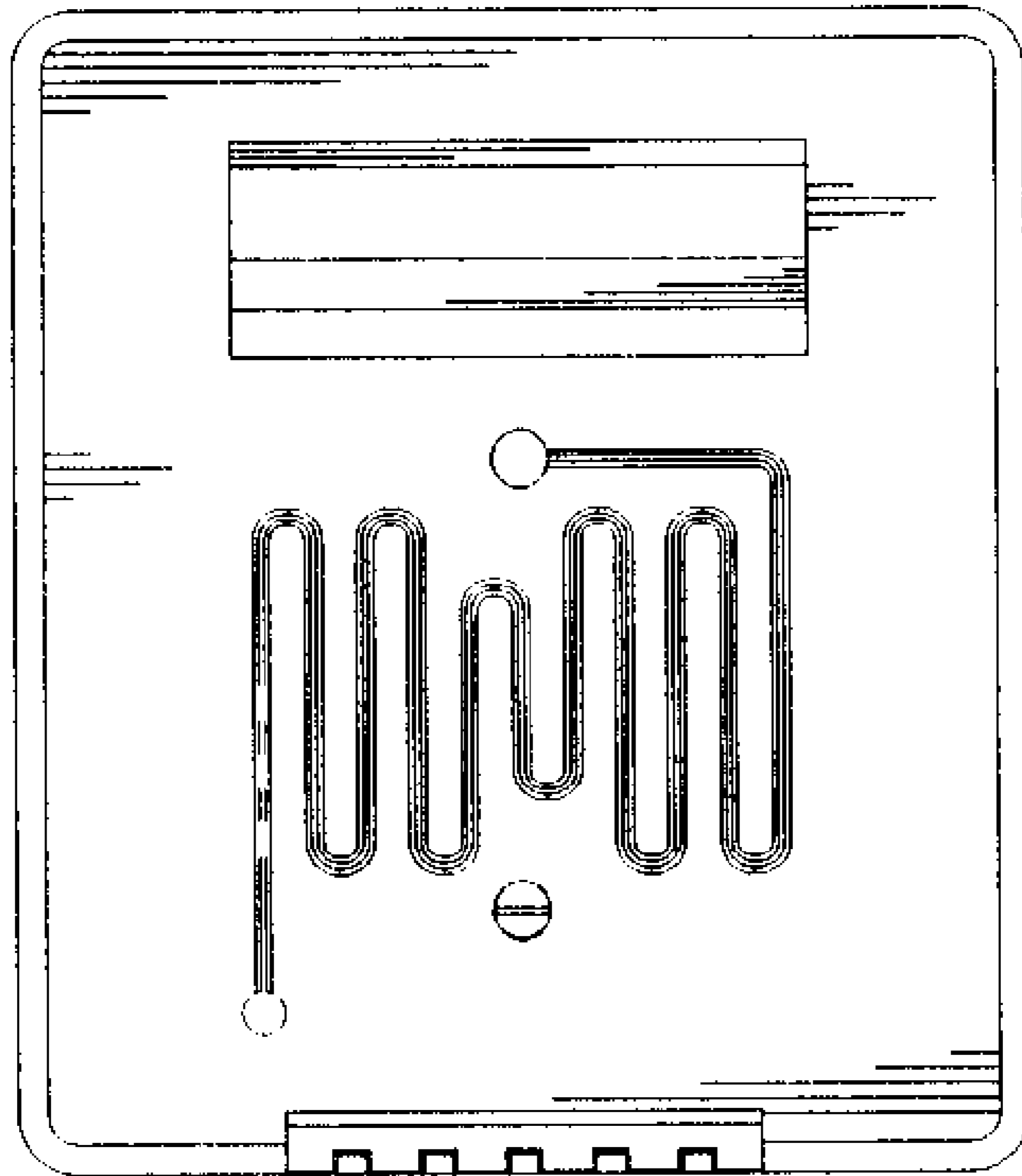


FIG. 4

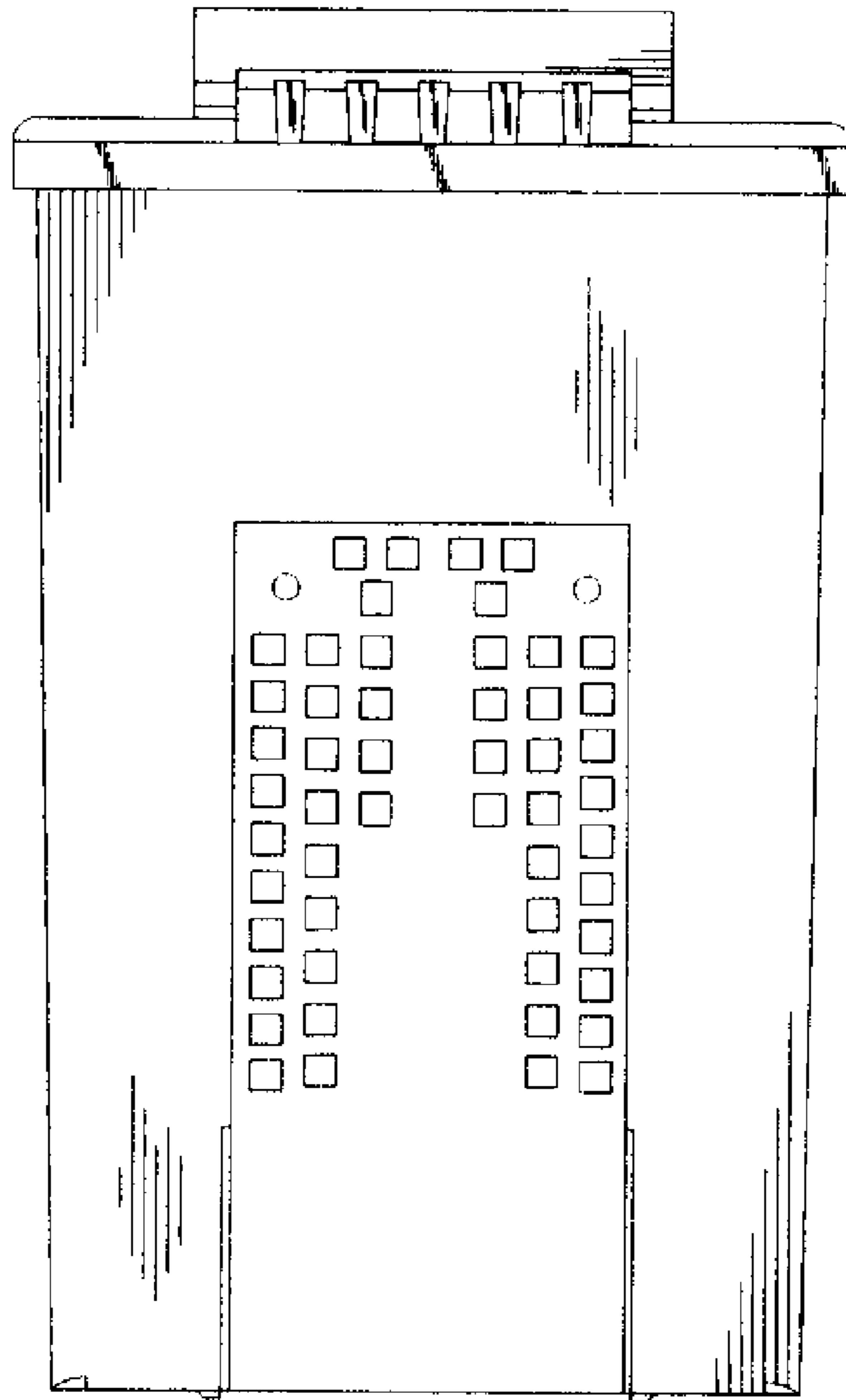


FIG. 5




FIG. 6

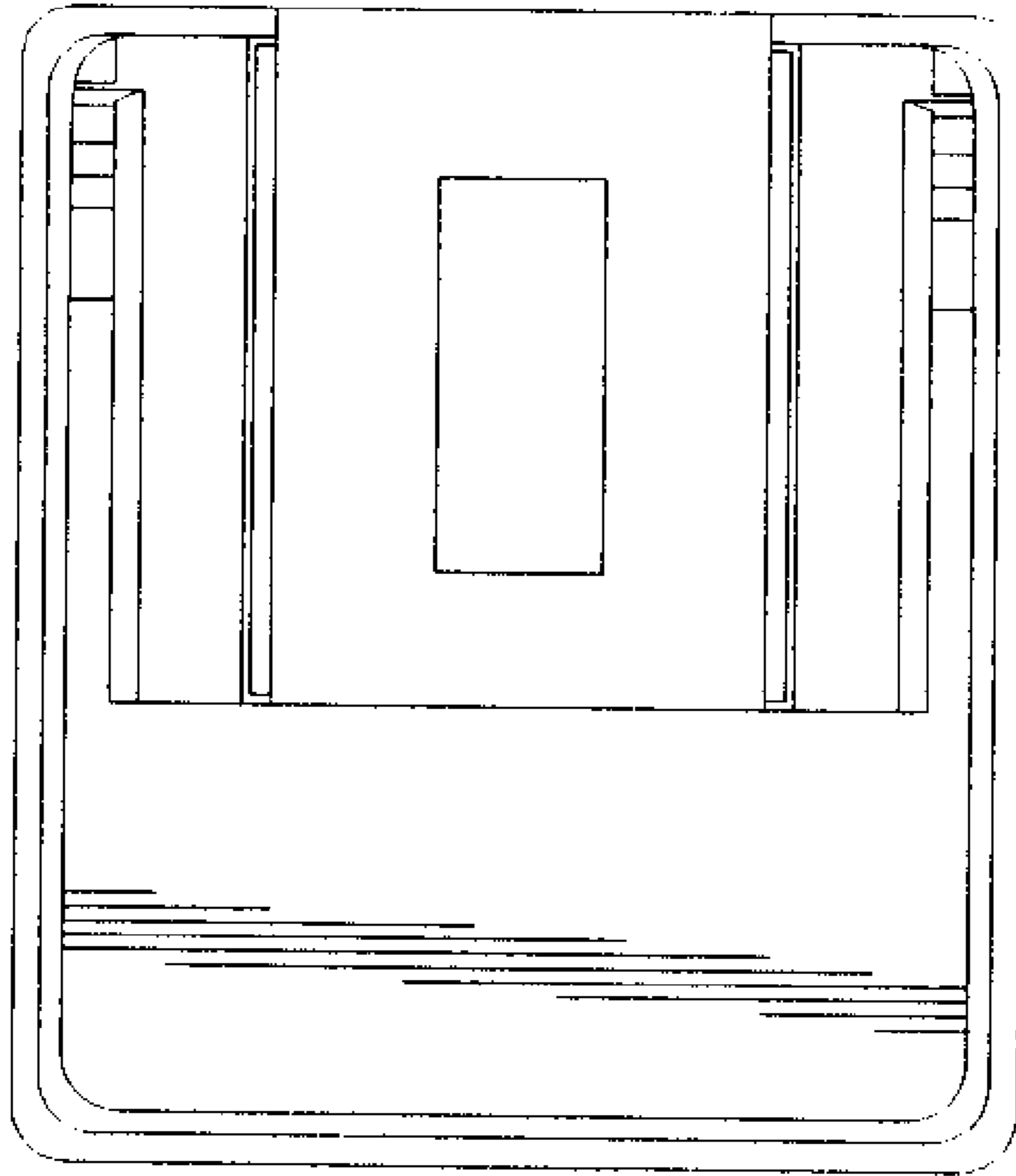


FIG. 7