



US00D535299S

(12) **United States Design Patent**
Ma

(10) **Patent No.:** **US D535,299 S**

(45) **Date of Patent:** **** Jan. 16, 2007**

(54) **FRONT BEZEL FOR COMPUTER ENCLOSURE**

D432,135 S * 10/2000 Jean et al. D14/444
D439,254 S * 3/2001 Zhao D14/441
D491,569 S * 6/2004 Chen et al. D14/444

(75) Inventor: **Liang Ma**, Shenzhen (CN)

* cited by examiner

(73) Assignee: **Hon Hai Precision Industry Co. Ltd**,
Taipei Hsien (TW)

Primary Examiner—Freda S. Nunn

(74) *Attorney, Agent, or Firm*—Jeffrey T. Knapp

(**) Term: **14 Years**

(57) **CLAIM**

(21) Appl. No.: **29/244,994**

The ornamental design for a front bezel for computer enclosure, as shown and described.

(22) Filed: **Dec. 16, 2005**

DESCRIPTION

(30) **Foreign Application Priority Data**

Sep. 23, 2005 (CN) 2005 3 0070382

FIG. 1 is a perspective view of a front bezel for computer enclosure showing my new design;

(51) **LOC (8) Cl.** **14-02**

FIG. 2 is a front elevational view thereof;

(52) **U.S. Cl.** **D14/444**

FIG. 3 is a rear elevational view thereof;

(58) **Field of Classification Search** D14/441-446;
D13/162, 184, 199; 312/223.2; 360/99.01-99.12;
361/680-686, 690-696; 369/34.01, 36.01
See application file for complete search history.

FIG. 4 is a left side elevational view thereof;

FIG. 5 is a right side elevational view thereof;

FIG. 6 is a top plan view thereof; and

FIG. 7 is a bottom plan view thereof; and,

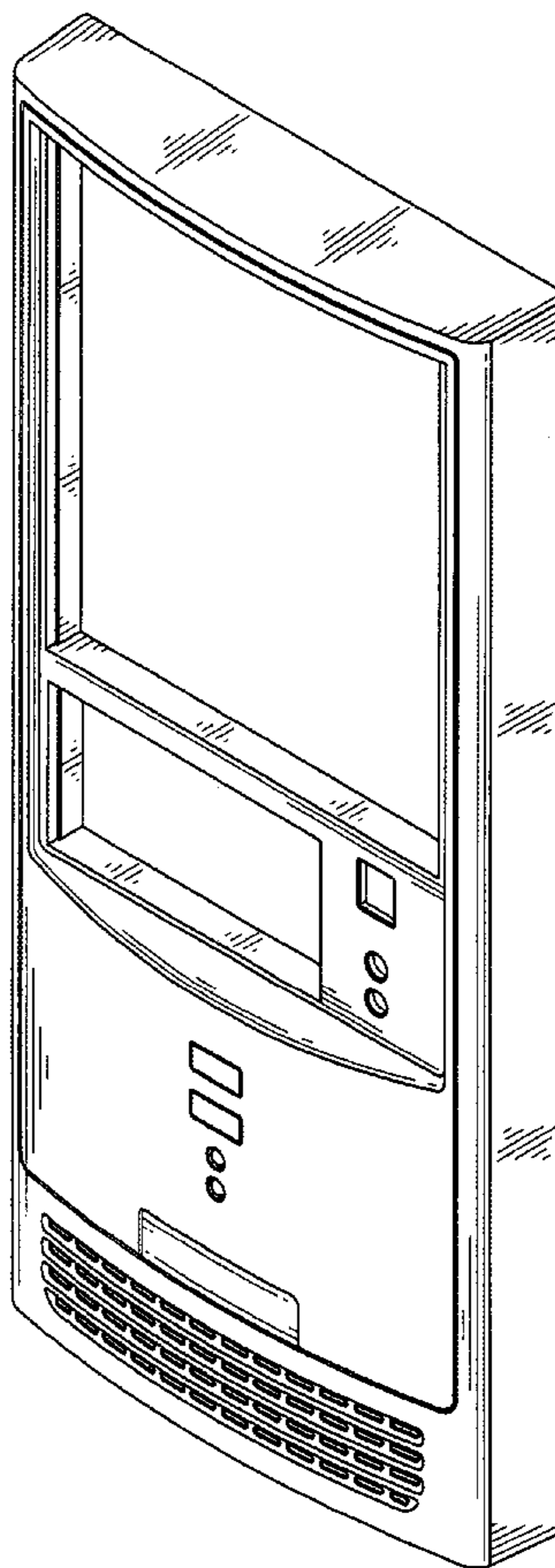
FIG. 8 is a perspective view thereof being mounted to a computer enclosure wherein the computer enclosure and a plurality of shielding plates shown in broken lines are for illustrative purposes only and form no part of the claimed design.

(56) **References Cited**

U.S. PATENT DOCUMENTS

5,547,272 A * 8/1996 Paterson et al. 312/223.2
D431,825 S * 10/2000 Jean et al. D14/444

1 Claim, 6 Drawing Sheets






FIG. 1

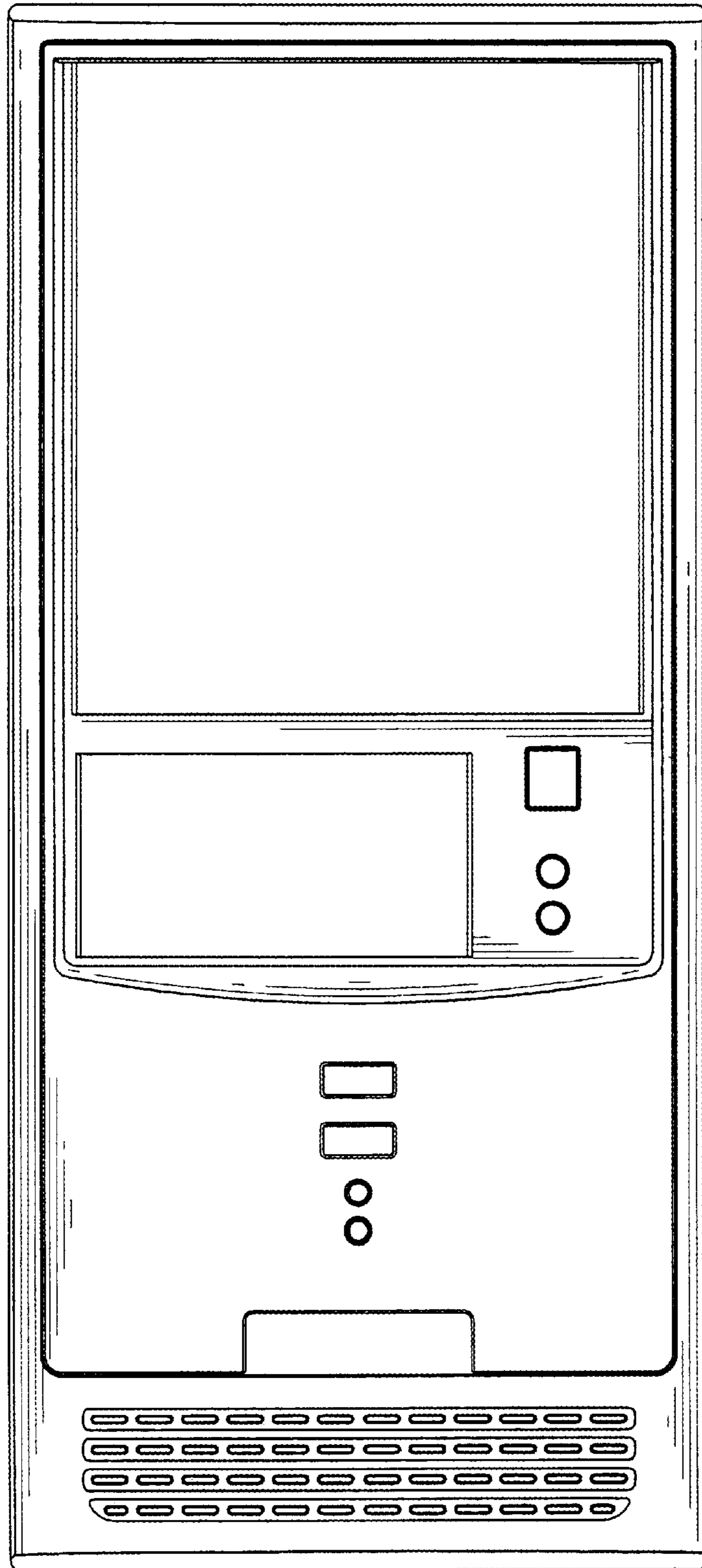


FIG. 2

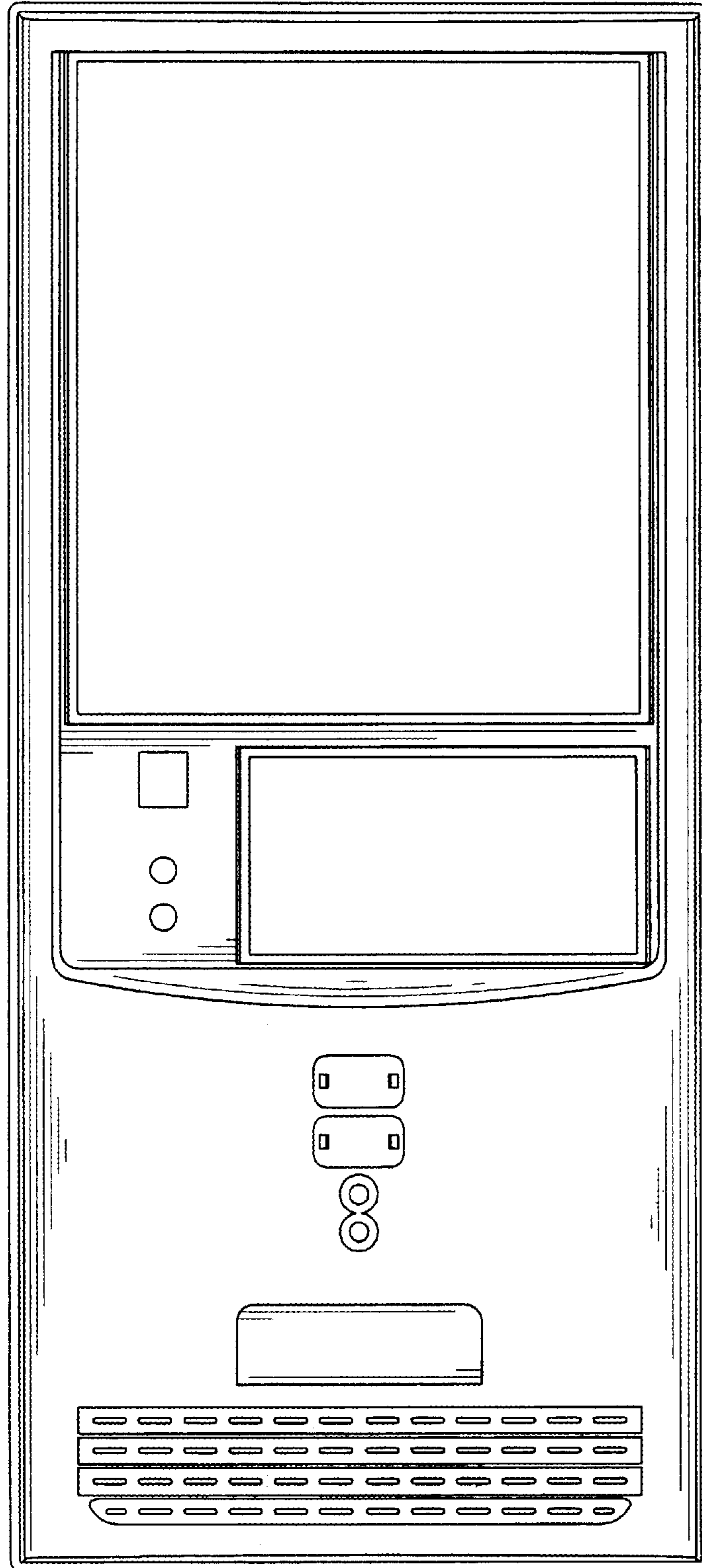


FIG. 3




FIG. 4




FIG. 5




FIG. 6

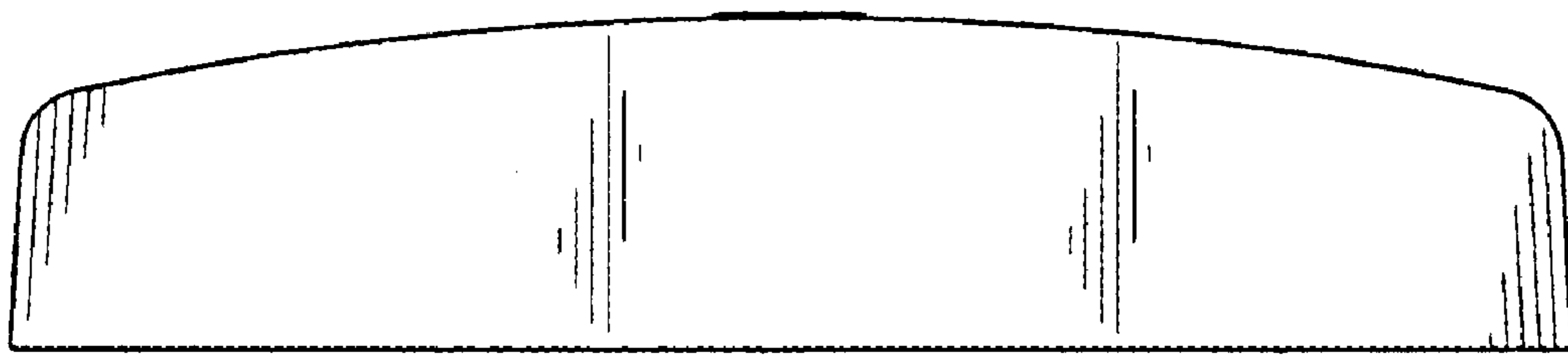


FIG. 7

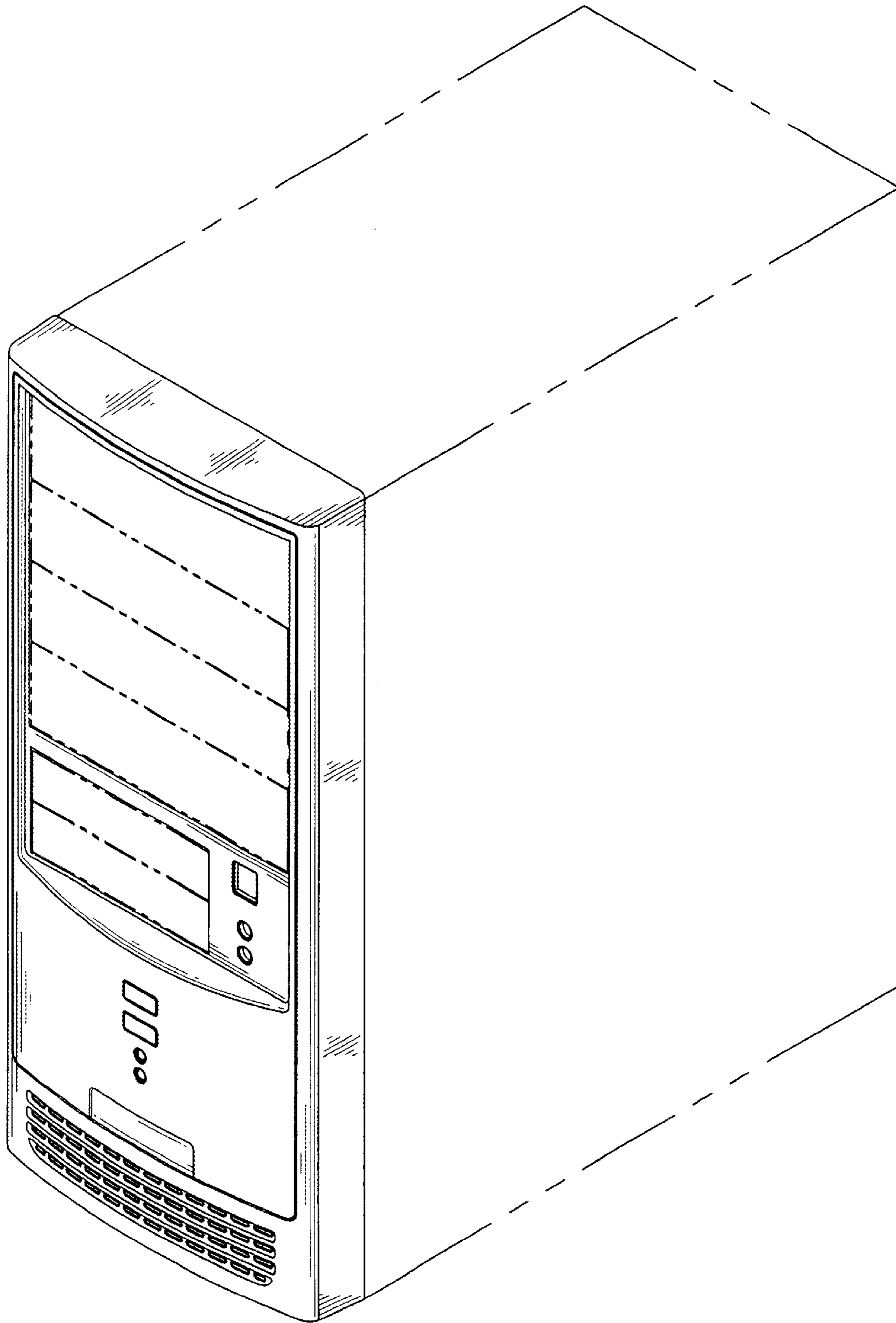


FIG. 8