



US00D535282S

(12) **United States Design Patent**
Ichikawa et al.

(10) **Patent No.:** **US D535,282 S**

(45) **Date of Patent:** **** Jan. 16, 2007**

(54) **AMPLIFIER**

(75) Inventors: **Takashi Ichikawa**, Tokyo (JP); **Hideki Endo**, Yokohama (JP); **Ikuo Inouchi**, Tokyo (JP); **Tony Aguilar**, Harmosa Beach, CA (US)

(73) Assignee: **Alpine Electronics, Inc.**, Tokyo (JP)

(**) Term: **14 Years**

(21) Appl. No.: **29/232,317**

(22) Filed: **Jun. 16, 2005**

(30) **Foreign Application Priority Data**

Dec. 17, 2004 (JP) 2004-038703

(51) **LOC (8) Cl.** **14-03**

(52) **U.S. Cl.** **D14/188; D14/265**

(58) **Field of Classification Search** D14/188,
D14/179, 192-198, 299, 265; 455/343-351;
369/1, 6-12; 330/1 R, 3, 4, 250
See application file for complete search history.

(56) **References Cited**

U.S. PATENT DOCUMENTS

3,091,736 A * 5/1963 Germain 455/90.3
5,130,891 A * 7/1992 Christie 361/726
5,285,500 A * 2/1994 Mantz 381/86

D415,493 S * 10/1999 Shieber D14/188
D428,611 S * 7/2000 Takahashi et al. D14/188
D472,229 S * 3/2003 Amiya D14/188
D479,519 S * 9/2003 Hisatsune D14/168
D500,488 S * 1/2005 Uehara et al. D14/188
D508,478 S * 8/2005 Nakajima D14/188

* cited by examiner

Primary Examiner—Prabhakar Deshmukh

(74) *Attorney, Agent, or Firm*—Brinks Hofer Gilson & Lione

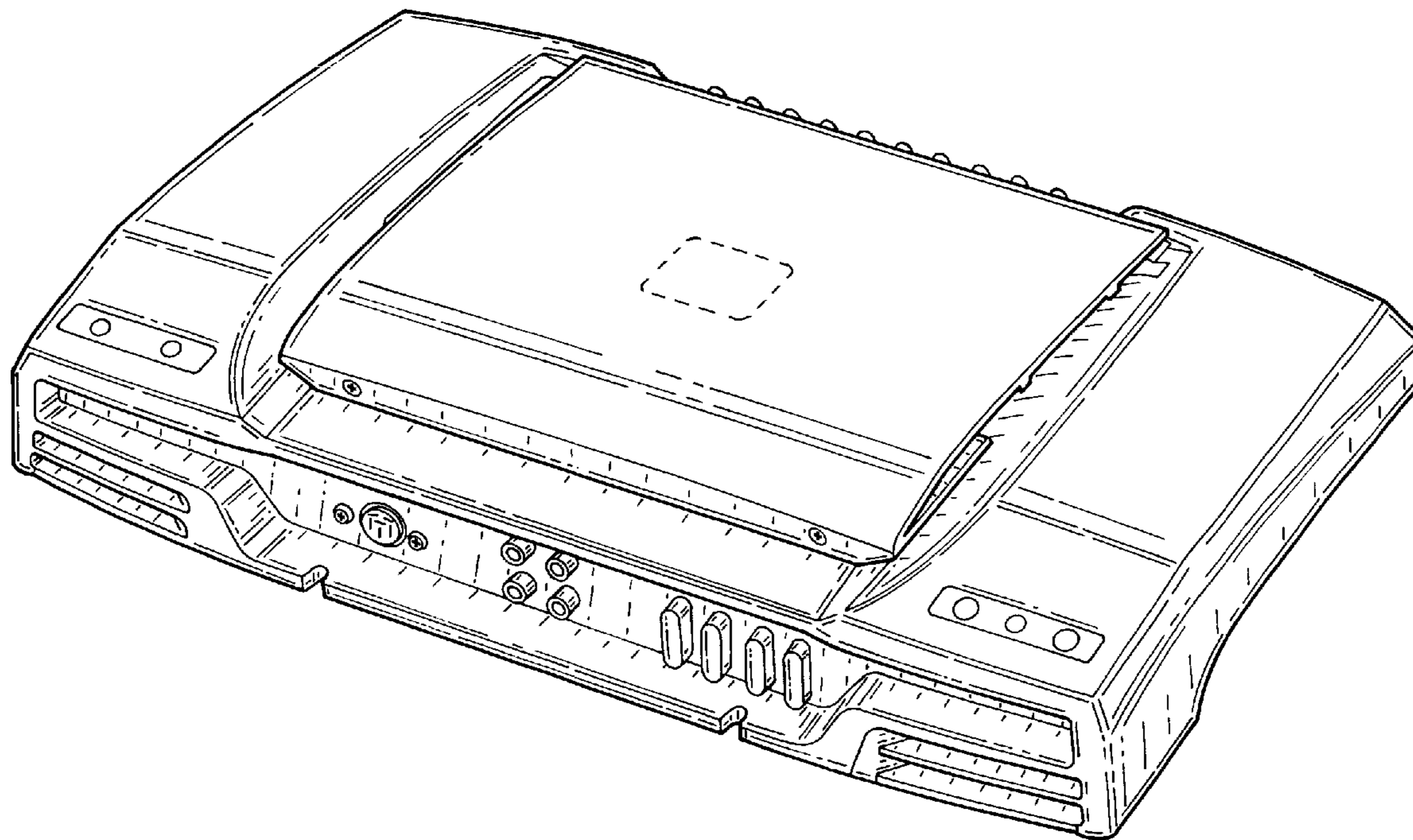
(57) **CLAIM**

We claim the ornamental design for an amplifier, as shown and described.

DESCRIPTION

FIG. 1 is a perspective view of an amplifier, showing our new, original and ornamental design;
FIG. 2 is a front elevational view thereof;
FIG. 3 is a rear elevational view thereof;
FIG. 4 is a left side elevational view thereof;
FIG. 5 is a right side elevational view thereof;
FIG. 6 is a top plan view thereof; and,
FIG. 7 is a bottom plan view thereof.
The broken lines are for illustrative purpose only and form no part of the claimed design.

1 Claim, 5 Drawing Sheets



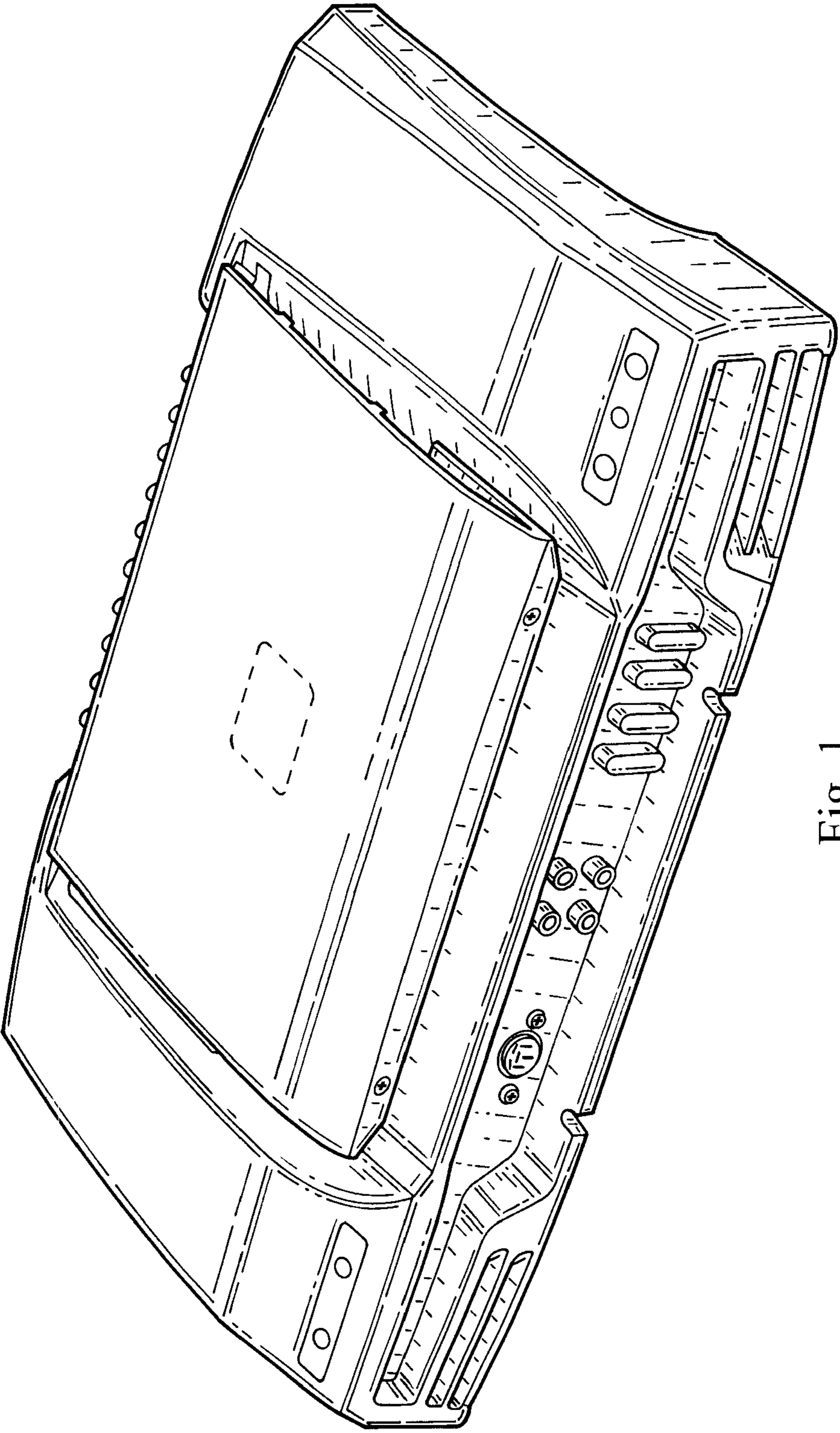


Fig. 1

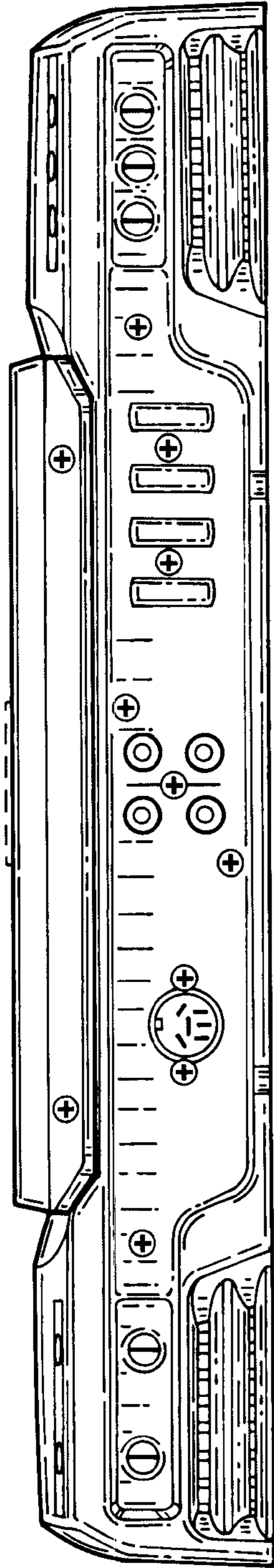


Fig. 2

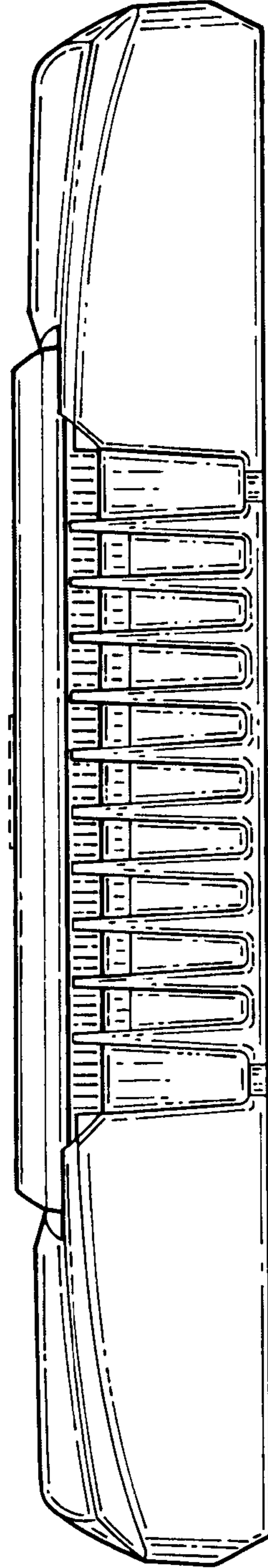


Fig. 3

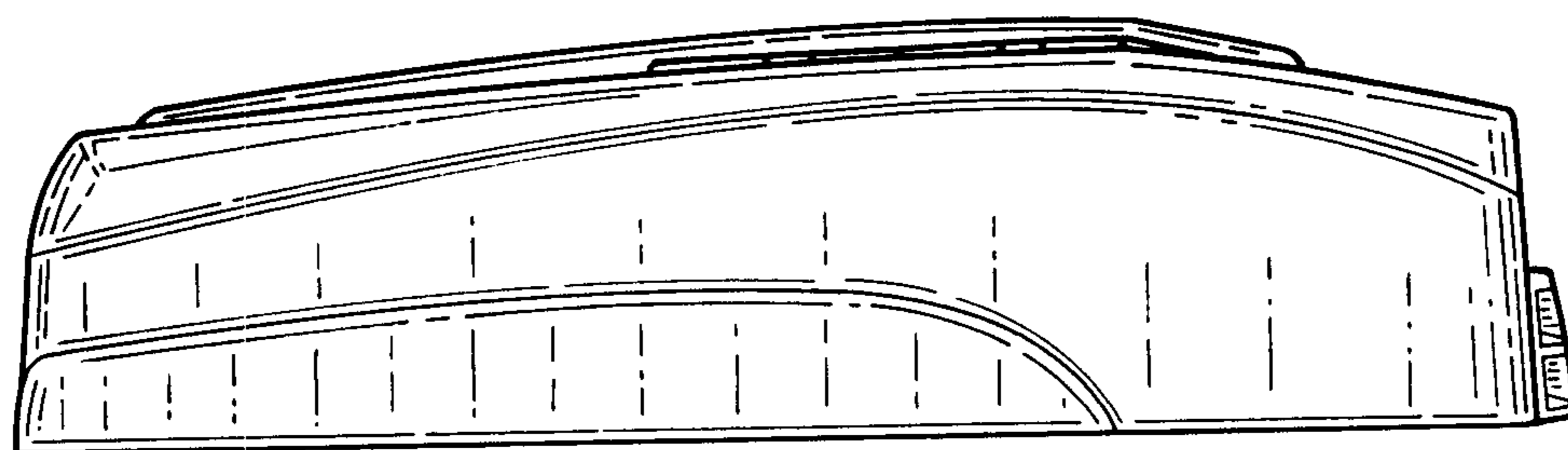


Fig. 4

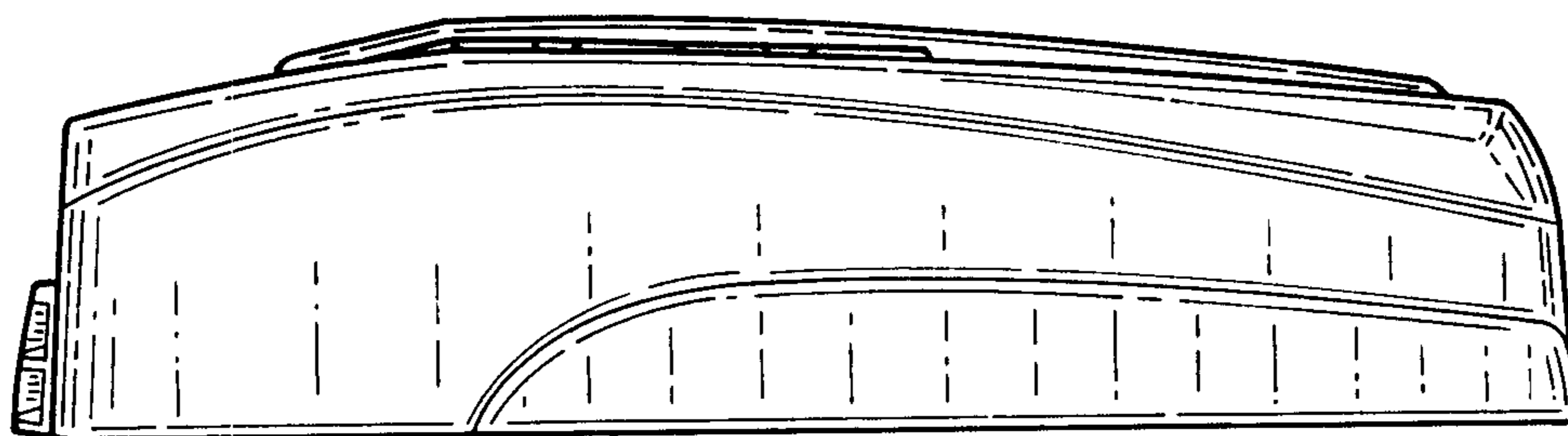


Fig. 5

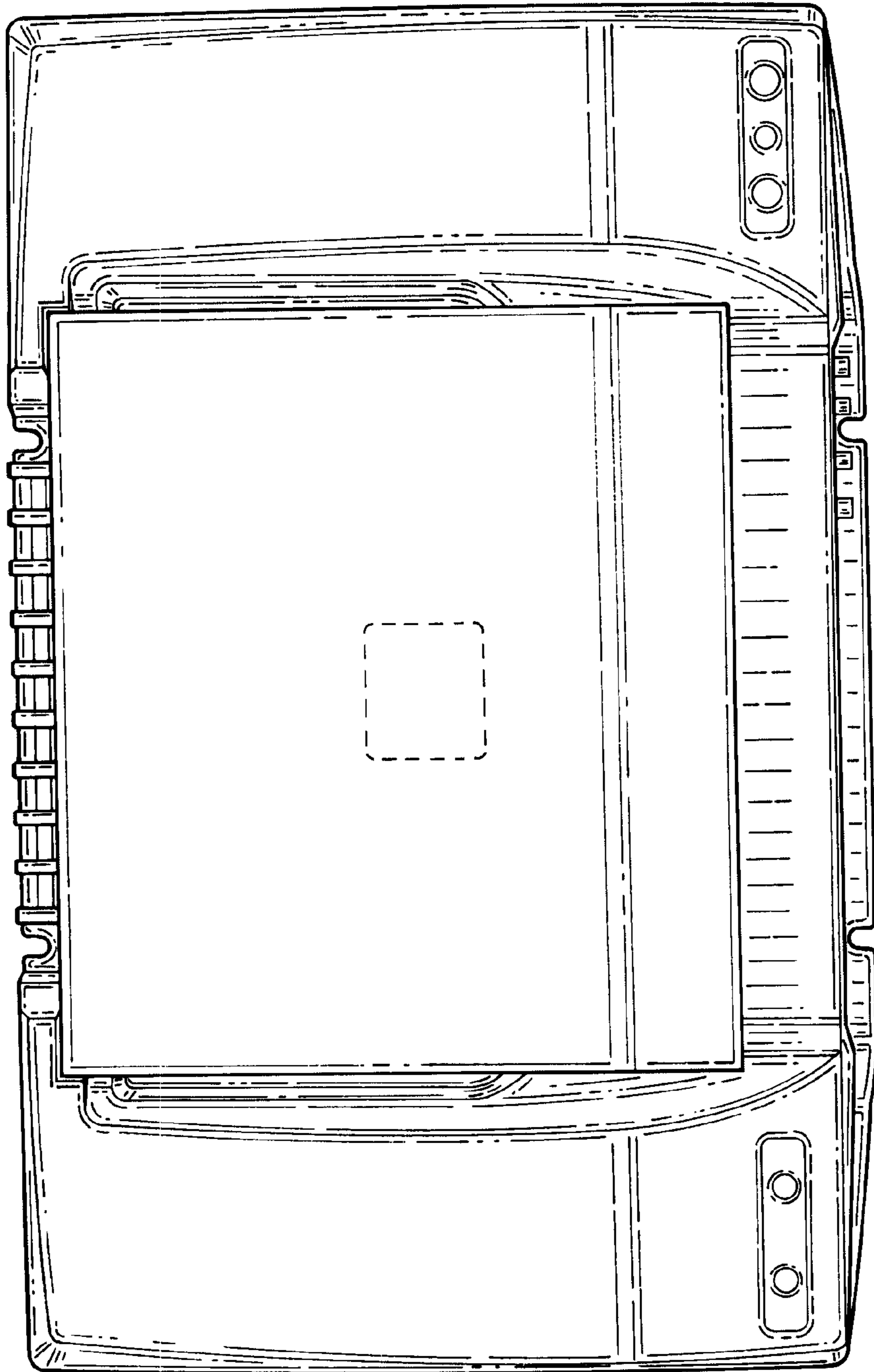


Fig. 6




Fig. 7